

2018



2019

# **MEDIA GUIDE**





# TABLE OF CONTENTS

Table of Contents .....	1
<b>THE COLORADO AVALANCHE</b>	
Avalanche Directory .....	4-5
E. Stanley Kroenke .....	6-7
Josh Kroenke .....	8
Joe Sakic .....	9
Craig Billington / Chris MacFarland .....	10
KSE Executive Staff .....	11
Avalanche Staff .....	12-14
<b>AVALANCHE COACHING STAFF</b>	
Jared Bednar .....	16-17
Assistant Coaches .....	18-20
<b>AVALANCHE PLAYERS</b>	
Mark Alt .....	22-23
Sven Andrighetto .....	24-25
Mark Barberio .....	26-27
Tyson Barrie .....	28-31
Gabriel Bourque .....	32-33
Matt Calvert .....	34-35
Ian Cole .....	36-37
J.T. Compher .....	38-39
Samuel Girard .....	40-41
A. J. Greer .....	42-43
Philipp Grubauer .....	44-45
Erik Johnson .....	46-49
Tyson Jost .....	50-51
Vladislav Kamenev .....	52-53
Alexander Kerfoot .....	54-55
Gabriel Landeskog .....	56-59
Anton Lindholm .....	60-61
Nathan MacKinnon .....	62-65
Patrik Nemeth .....	66-67
Matt Nieto .....	68-69
Mikko Rantanen .....	70-73
Carl Soderberg .....	74-75
Dominic Toninato .....	76-77
Semyon Varlamov .....	78-81
David Warszowski .....	82-83
Colin Wilson .....	84-85
Nikita Zadorov .....	86-87
The Last Time It Happened .....	88
<b>AVALANCHE SYSTEM</b>	
Avalanche Organizational Roster .....	90-91
System Players .....	92-118
<b>MINOR LEAGUE AFFILIATES</b>	
Colorado Eagles (AHL) .....	120-123
Utah Grizzlies (ECHL) .....	124
<b>2017-2018 SEASON RECAP</b>	
NHL Standings 2017-18 .....	126
Regular Season Notes .....	127-129
Team Game-by-Game .....	130-131
Scoring Summary .....	132
Season Breakdown .....	133-134
Transactions .....	135
Injuries .....	136

## 2018-19 MEDIA GUIDE CREDITS

The 2018-19 Colorado Avalanche Media Guide was written and edited by Brendan McNicholas, with assistance from Danielle Bernstein. Editorial, writing and research provided by Ron Knabenbauer, as well as Callie Parmela. Design and layout by Joey Maestas, Sara True and Brendan McNicholas. Art direction by Ryan Hanke. Photographers include Michael Martin, Tim DeFrisco, Getty Images, Hockey Hall of Fame, USA Hockey, Montreal Canadiens and Andy Devlin. The book was printed by Henry Wurst, Inc., Denver, Colorado. Statistics provided by the National Hockey League, Elias Sports Bureau and STATS Inc. Special thanks to Bob Waterman and Randy Robles of the Elias Sports Bureau, Benny Ercolani of the NHL and Dan Diamond. The information contained in this publication was compiled by the Colorado Avalanche Communications Department. Any commercial use of this information in whole or in part is prohibited without the prior written consent of the Colorado Avalanche Hockey Club. All NHL and team logos within are the property of NHL Enterprises and the respective teams and may not be reproduced commercially without the prior written consent of NHL Enterprises.

All information as of Sept. 5, 2018.

Copyright © 2018-2019 - All Rights Reserved

Player Game-by-Game .....	137-143
Season Highs & Lows .....	144-147
Playoff Results .....	148
Playoff Player Game-by-Game .....	149
Final Playoff Stats .....	150

## FRANCHISE RECORD BOOK

All-Time Record .....	152-154
All-Time Attendance .....	155
All-Time Head Coaches .....	156
General Managers, Assistant Coaches, Captains .....	157
Franchise Career Leaders .....	158
Single Season Leaders .....	159-160
Year-by-Year Leaders .....	161-162
All-Time Scoring Streaks .....	163
All-Time Hat Tricks .....	164-166
All-Time Penalty Shots .....	167-168
Team Records .....	169-171
All-Time Winning / Losing Streaks .....	172
Individual Franchise Records .....	173-175
All-Time Specialty Teams .....	176
All-Time Scoring Leaders .....	177-183
All-Time Goaltenders .....	184
Overtime Results .....	185-187
All-Time Shootouts .....	188-192
NHL Awards .....	193
Avalanche in the Olympics .....	194
Avalanche in the All-Star Game .....	195
Retired Numbers .....	196-198
Stars of the Week, Month .....	199
Franchise All-Time Roster .....	200-202
Franchise Sweater Numbers .....	203-205
Amateur Draft Picks .....	206-209
Year-by-Year Player Statistics .....	210-222
Year-by-Year Team Results .....	223-235
All-Time Record vs. Opponents .....	236-238

## PLAYOFF RECORD BOOK

1996 Stanley Cup Champions .....	240
2001 Stanley Cup Champions .....	241
All-Time Playoff Record .....	243
Franchise Playoff Records .....	244-244
Individual Franchise Playoff Records .....	245
Franchise Playoff Leaders .....	246
Single Season Playoff Leaders .....	247
All-Time Playoff Scoring Leaders .....	248-251
All-Time Playoff Goaltenders .....	252
Year-by-Year Playoff Results .....	253-254

## MISCELLANEOUS

Media Information .....	256
Avalanche Broadcast Team .....	257
KSE Mission Statement .....	258
Pepsi Center Maps .....	259
Avs in the Community .....	260-261
2018-2019 Season Schedule .....	262

# *experience Colorado* **High country golf at The Ridge.**

The Ridge at Castle Pines North offers golfers an idyllic passage to a high country experience at the foot of Colorado's infamous Front Range, the former stomping grounds of Calamity Jane and Buffalo Bill. Ample fairways marked by prominent rock outcroppings, sculpted bunkers, gracefully contoured greens and the panoramic views of Pike's Peak

make The Ridge the number one daily-fee golf course in Colorado.



EXPERIENCE TROON GOLF®

1414 CASTLE PINES PARKWAY, CASTLE ROCK, CO 80108 | 303.688.0100 | PLAYTHERIDGE.COM



THE RIDGE AT CASTLE PINES NORTH IS MANAGED BY TROON GOLF,®  
THE LEADER IN UPSCALE GOLF COURSE MANAGEMENT

**TROON GOLF**®  
WWW.TROONGOLF.COM



***COLORADO  
AVALANCHE***

## COLORADO AVALANCHE HOCKEY CLUB

Pepsi Center | 1000 Chopper Circle | Denver, CO 80204 | 303-405-1100 | F: 303-893-0614  
 coloradoavalanche.com | twitter: @Avalanche | facebook.com/coloradoavalanche | instagram.com/ColoradoAvalanche

### EXECUTIVE STAFF

Owner/Chairman, Kroenke Sports & Entertainment, LLC.....	E. Stanley Kroenke
President/Governor, Avalanche & Vice Chairman, Kroenke Sports & Entertainment, LLC.....	Josh Kroenke
Exec. VP/General Manager/Alternate Governor.....	Joe Sakic
Assistant General Manager, Avalanche & General Manager, Colorado Eagles.....	Craig Billington
Assistant General Manager.....	Chris MacFarland
Vice President of Hockey Administration.....	Charlotte Grahame

### COACHING STAFF

Head Coach.....	Jared Bednar
Assistant Coach.....	Ray Bennett
Assistant Coach.....	Nolan Pratt
Goaltending Coach.....	Jussi Parkkila
Video Coach.....	Brett Heimlich

### MEDICAL STAFF

Head Athletic Trainer.....	Matthew Sokolowski
Assistant Athletic Trainer/Physical Therapist.....	Scott Woodward
Assistant Medical Trainer.....	Dustin Hibdon

### EQUIPMENT STAFF

Head Equipment Manager.....	Cliff Halstead
Assistant Equipment Manager.....	J.C. Ihrig
Assistant Equipment Manager.....	Brad Lewkow
Inventory Manager.....	Wayne Flemming

### STRENGTH & CONDITIONING/MASSAGE STAFF

Strength & Conditioning Coach.....	Casey Bond
Massage Therapist.....	Gregorio Pradera

### PRO SCOUTING STAFF

Director, Reserve List Scouting.....	Brad Smith
Sr. Pro Scout.....	Garth Joy
Pro Scout.....	Mike Battaglia
Pro Scout.....	Dan Laperriere
Pro Scout.....	Terry Martin
Pro Scout (Europe).....	Miroslav Zalesak
Hockey Analyst.....	Arik Parnass

### AMATEUR SCOUTING STAFF

Director of Amateur Scouting.....	Alan Hepple
Head, European Scouting.....	Joni Lehto
Scout.....	John Funk
Scout.....	Henrik Gradin
Scout.....	Alexei Gusarov
Scout.....	Wade Klippenstein
Scout.....	Jerome Mesonero
Scout.....	Don Paarup
Scout.....	Norm Robert
Scout.....	Neil Shea
Scout.....	Lyle Wingert

### PLAYER DEVELOPMENT STAFF

Development Coach.....	Brett Clark
Development Coach.....	Brian Willisie
AHL Goaltending Coach.....	Jean-Ian Filiatrault
Skating Coach.....	Tracy Tutton

### COMMUNICATIONS/TEAM SERVICES/WEBSITE STAFF

Senior VP, Communications & Team Services.....	Jean Martineau
Executive Director of Media Services.....	Brendan McNicholas
Director, Team Services & Immigration.....	Erin DeGraf
Website Manager.....	Ron Knabenbauer
Media Relations Coordinator.....	Danielle Bernstein
Website Coordinator.....	Callie Parmele

## COLORADO EAGLES (AHL AFFILIATE)

Head Coach.....	Greg Cronin
Assistant Coaches.....	Aaron Schneekloth, Ryan Tobler
Goaltending Coach.....	Ryan Bach
Business/Video Coordinator.....	Steven Petrovek
Head Athletic Trainer.....	Brent Woodside
Strength & Conditioning Coach.....	Tim Martin
Head Equipment Manager.....	Tony Deynzer
Assistant Equipment Manager.....	Trevor Heinzerling

## TEAM INFORMATION

Team Colors.....	Burgundy, Silver, Blue and Black
Team Founded.....	1979 Quebec Nordiques – Relocated to Colorado 1995
Home Ice.....	Pepsi Center (17,809)
Practice Facility.....	South Suburban Family Sports Center
Minor League Affiliate.....	Colorado Eagles (AHL), Utah Grizzlies (ECHL)
Television Outlet.....	Altitude Sports & Entertainment Network
Radio.....	Altitude Radio Network (flagship: Altitude Sports Radio 92.5 FM)



Nathan MacKinnon was a finalist for the 2018 Hart Trophy and Ted Lindsay Award after finishing fifth in league scoring with a career-high 97 points.



## **E. STANLEY KROENKE**

**OWNER/CHAIRMAN,  
KROENKE SPORTS & ENTERTAINMENT, LLC**

Mr. E. Stanley Kroenke became owner of the Colorado Avalanche on July 6, 2000. Under his leadership, the Avalanche won a Stanley Cup (2001), captured four division championships (2000-03, 2013-14), won the Presidents' Trophy (2001) and hosted the NHL All-Star Game (2001). During his first five years of ownership the Avalanche sold out every home game and went on to post an NHL-record 487 consecutive game sellout streak.

In the summer of 2013 Kroenke oversaw the elevation of Josh Kroenke to team President. Josh Kroenke then appointed Joe Sakic as head of hockey operations. The Avalanche went on to tie a franchise record with 52 wins and finish third in the NHL with 112 points en route to winning the 2014 Central Division championship.

The 2015-16 season featured yet another landmark event with the Avalanche hosting the Coors Light NHL Stadium Series outdoor game on Feb. 27, 2016 at Coors Field. More than 50,000 fans attended the first-ever NHL outdoor game in the Mile High City between the Avalanche and Red Wings.

Off the ice, one of Kroenke's priorities has been the Colorado community. Nearly \$17 million in contributions have been made to Colorado charities through Kroenke Sports Charities and the Colorado Avalanche and Denver Nuggets Community Funds. The Avalanche continues to be a strong supporter of youth hockey in the State of Colorado through initiatives such as donating all game program sales to youth hockey teams and sponsoring the Quebec Pee Wee Qualifier Tournament. Additionally, the Kroenke family donated \$1 million to the Red Cross organization following the hurricanes that devastated the coastal regions of the country in August 2017.

The Denver Nuggets under Kroenke's ownership were one of only two NBA teams to make the playoffs in all 10 seasons from 2003 through 2013, including a run to the 2009 Western Conference Finals. The Nuggets hosted the NBA All-Star Game in 2005.

Denver-based Kroenke Sports & Entertainment owns Major League Soccer's Colorado Rapids and the National Lacrosse League's Colorado Mammoth. The Rapids hosted the MLS All-Star Game in 2007 and 2015 and won the MLS Cup Championship in 2010. The Mammoth has been a playoff participant in 14 of its 15 seasons and won the NLL championship in 2006. The Mammoth also hosted the NLL All-Star Game in 2004 and 2009.

In June 2011, Kroenke became the majority shareholder of Arsenal FC, the storied English Premier League football club. The St. Louis Rams (now the Los Angeles Rams) won the Super Bowl in 2000 while Mr. Kroenke was a co-owner; he became the team's principal owner in August 2010.

Overall, the Avalanche, Nuggets, Rapids and Mammoth have made 39 playoff appearances, won three league championships and hosted five All-Star Games since 2000-01. Arsenal won the 2014, 2015 and 2017 FA Cup and qualified for the Champions League in 19 consecutive seasons from 1998-99 to 2015-16, the second longest run ever.

In addition to his success as a team owner, Kroenke has been a pioneer in television programming. In September 2004, Kroenke launched Altitude Sports & Entertainment, a 24-hour regional television network that is the broadcast home for the Avalanche, Nuggets, Mammoth and Rapids. Altitude also airs professional, collegiate and high school sporting events throughout the Rocky Mountain region. KSE expanded its media position in 2013 with the acquisition of Outdoor Channel and in 2014 with the acquisition of Sportsman Channel. KSE also owns World Fishing Network.

KSE Radio owns three Denver FM radio stations, KIMN-FM (Mix 100.3), KXKL-FM (Kool 105), and KKSE-FM (Altitude Sports Radio 92.5), the radio broadcast home of the Avalanche, Nuggets, Mammoth and Rapids. KSE Radio also owns one Denver AM station, KKSE (Altitude Sports Radio 950 AM).

The Pepsi Center, a KSE-owned facility and the largest indoor arena, event center and concert venue in Colorado, is the home arena for the Avalanche, Nuggets and Mammoth. On April 7, 2007, KSE opened Dick's Sporting Goods Park, one of the largest soccer-specific complexes in the world. The state-of-the-art sports facility sits on more than 160 acres in Commerce City, Colorado, and holds 18,000 fans for field sports and up to 27,000 for concerts. KSE also owns the Paramount Theatre, a historic landmark in downtown Denver, and through Peak Entertainment, LLC, a joint venture between KSE and AEG Live Rocky Mountains, co-manages 1STBANK Center in Broomfield, CO, a multi-use arena accommodating up to 6,500 people for a variety of events. Pepsi Center,



## AVALANCHE EXECUTIVE STAFF

Dick's Sporting Goods Park, the Paramount Theatre and 1STBANK Center are home to more than 300 events annually, including world renowned acts such as Garth Brooks, U2, Madonna, Taylor Swift, Justin Timberlake, Chris Stapleton, Aerosmith and Bruce Springsteen.

Kroenke's enthusiasm and vision ensure that Denver will continue to be the top entertainment destination in the Rocky Mountain region for generations to come. Local media outlets have consistently named Kroenke one of the most significant people in the Denver arts and entertainment community, saying "no other person entertains more people more often."

Kroenke is chairman and owner of The Kroenke Group, a private real estate investment and development company with properties located throughout the United States and Canada. Over the past four decades, he has built a reputation as one of the nation's leading real estate developers.

A member of the Missouri Sports Hall of Fame, Kroenke holds undergraduate and graduate degrees from the University of Missouri. In addition to their son Josh, who is also President and Governor of the Nuggets and Vice Chairman of Kroenke Sports & Entertainment, Stan and his wife, Ann, have a daughter, Whitney, an award-winning documentary film producer.





## JOSH KROENKE

PRESIDENT/GOVERNOR, AVALANCHE &  
VICE CHAIRMAN, KROENKE SPORTS & ENTERTAINMENT, LLC

Josh Kroenke was named Governor of the Avalanche in 2010 and begins his ninth season in that role. He assumed the additional title of President in 2013 and was promoted to Vice Chairman of Kroenke Sports & Entertainment in 2018.

Following his appointment as President, Kroenke named Joe Sakic as head of hockey operations, giving Sakic the responsibility of overseeing all hockey-related decisions. The Avalanche tied a franchise record with 52 victories and won the Central Division championship during that 2013-14 season.

The 2017-18 Avalanche enjoyed one of the greatest turnarounds in NHL history, ending the regular season with 95 points, a jump of 47 points from 2016-17. Colorado became the fifth team in league history to increase their point total by 47 or more from one year to the next. Featuring the youngest roster in the NHL, the Avs defeated the St. Louis Blues 5-2 in the final game of the regular season to clinch a playoff spot in a winner-take-all matchup in front of 18,087 fans at Pepsi Center.

Kroenke, in conjunction with the National Hockey League, was instrumental in bringing the 2016 Coors Light NHL Stadium Series Game to Denver. The historic event saw 50,095 fans attend the first-ever NHL outdoor game in the Mile High City between the Avalanche and Red Wings. The night before, 43,000 fans were in attendance for the Avalanche-Red Wings Alumni Game, a memorable contest that featured 12 Hall of Famers.

The Stadium Series Game was the headline event of the Avalanche's 20th Anniversary Season in Denver, a year-long celebration that included the unveiling of the 20th Anniversary Team.

In November 2017, the Avalanche was selected by the NHL to participate in the 2017 SAP NHL Global Series, which featured a pair of regular-season games against the Ottawa Senators in Stockholm, Sweden.

In addition to his responsibilities with the Avalanche, Kroenke, 38, serves as President and Governor of the Denver Nuggets (National Basketball Association), Alternate Governor for the Colorado Rapids (Major League Soccer) and on the Board of Directors for Arsenal Football Club (English Premier League) in London. In his role as Vice Chairman of Kroenke Sports & Entertainment, he works closely with KSE executives on multiple business operation issues, ranging from finance to marketing.

In 2014, Kroenke was named to the SportsBusiness Daily's prestigious "Forty Under 40" list. The annual list honors the most promising young executives in sports business under the age of 40.

Kroenke has spearheaded numerous business initiatives throughout Pepsi Center. In 2013 he oversaw the installation of a multimillion dollar, 4,400 square foot HD center-hung scoreboard, one of the largest and most technologically advanced scoreboards in a professional sports arena. He also introduced the multimillion dollar Club Lexus, offering exclusive amenities and services to ticket holders.

Kroenke is also leading KSE into the fast-growing area of eSports. He was instrumental in the decision to create KSE eSports to acquire an inaugural franchise in Activision/Blizzard's Overwatch league, now known as the Los Angeles Gladiators. As co-founder of KSE Esports with his father Stan, Josh has helped guide all elements of the operation including branding and launch of the team in January 2018.

Athletic competition has always been a passion for Kroenke, who attended the University of Missouri on a basketball scholarship. He was a contributor during Missouri's trip to the Elite Eight as a sophomore in 2002, and he earned Academic All-Big XII First Team honors while serving as team captain during his junior and senior seasons. After graduating with a degree in financial management, Kroenke completed a six-month internship with the NBA's League Office, working in their Player Development Department.

Kroenke is an active supporter of Kroenke Sports Charities, which provides programs and support to assist, encourage, and enrich the lives of those in need. He is also involved in several other charitable endeavors, including the Todd Peglow Memorial Scholarship Fund at the University of Missouri. In addition, he is a major supporter of the Playing For Change Foundation, which was co-founded by his sister, Whitney, and benefits children worldwide by building schools that specialize in teaching music and arts. He currently serves on the Board of Strategic Development for the Trulaske College of Business at the University of Missouri.



## **JOE SAKIC**

**EXECUTIVE VICE PRESIDENT/GENERAL MANAGER/  
ALTERNATE GOVERNOR**

Former Avalanche captain Joe Sakic begins his sixth season as Executive Vice President of Hockey Operations, his eighth year overall in the organization's front office. He was named to his current position on May 10, 2013.

Prior to assuming his present role, Sakic, 49, spent two years as the club's Executive Advisor/Alternate Governor, a position he was hired for on March 25, 2011.

The 2017-18 Avalanche enjoyed one of the greatest turnaround seasons in NHL history, as Colorado's 47-point increase from 2016-17 equaled the fourth-highest year-to-year improvement ever. The youngest roster in the NHL, the Avalanche dressed 11 different rookies, tied for second in the league, with that group combining for a league-high and Avs-record 419 games.

Head coach Jared Bednar, hired by Sakic in August 2016, was named a finalist for the Jack Adams Award as the NHL's coach of the year. Nathan MacKinnon, the club's first-round pick in 2013, was a finalist for the Hart Trophy, while 2015 first-rounder Mikko Rantanen ranked among the top-scoring wingers in the league.

A month into the 2017-18 season, the Avalanche orchestrated a three-team trade that provided an immediate and long-term impact. Colorado acquired Samuel Girard, Vladislav Kamenev and a second-round pick in the 2018 NHL Draft from the Nashville Predators, as well as Shane Bowers, Andrew Hammond, a first-round selection in either the 2018 or 2019 NHL Draft and a third-round pick in 2019 from the Ottawa Senators. In addition to the first, second and third-round draft picks, the Avalanche added a former first rounder (Bowers) and two former second rounders (Girard, Kamenev).

Under Sakic's leadership, the Avalanche has continued to build through the draft, as the club's recent draft selections have included Rantanen and Tyson Jost (No. 10 overall in 2016), as well as top prospects Cale Makar (No. 4 overall in 2017), Conor Timmins (No. 32 in 2017) and forward Martin Kaut (No. 16 overall in 2018).

In Sakic's first season of overseeing all hockey-related decisions, the Avalanche won the 2013-14 Central Division championship and tied a franchise record with 52 wins. Colorado took home three trophies at the 2014 NHL Awards, tying Boston for the most of any team.

Sakic announced his retirement from the game of hockey on July 9, 2009, following a career that spanned 20 seasons and 1,378 games with the same organization. He wore the 'C' as team captain for 16 consecutive seasons (17 seasons overall), making him the second-longest serving captain in NHL history. Sakic led the Avalanche to two Stanley Cup titles (1996, 2001), which included the city of Denver's first major professional sports championship in 1996. The Burnaby, B.C., native captured the franchise's first Hart Trophy as league MVP in 2001, won the Conn Smythe Trophy as playoff MVP in 1996, earned the Lester B. Pearson Award (NHLPA MVP) and Lady Byng Trophy (sportsmanship) in 2001 and was named to the NHL's First All-Star Team on three occasions (2001, 2002 and 2004).

Sakic was elected to the Hockey Hall of Fame in 2012, his first year of eligibility. The only player who spent his entire career with the Avalanche organization to achieve that honor, Sakic was officially inducted into the Hockey Hall of Fame on Nov. 12, 2012.

Sakic retired as the eighth-highest scorer in NHL history with 1,641 career points. He ranked seventh all-time in both playoff goals (84) and playoff points (188-tied), and still holds the NHL record with eight postseason overtime goals.

Selected by the Quebec Nordiques in the first round (15th overall) of the 1987 Entry Draft, Sakic is the franchise's all-time leader in nearly every statistical category. With Sakic as team captain, the Avalanche/Nordiques captured an NHL-record nine consecutive division championships from 1995 to 2003. In addition to its two Stanley Cup titles, the Avalanche also won two Presidents' Trophies and made six appearances in the Western Conference Finals during that time span.

Sakic's No. 19 jersey was retired by the Avalanche during a pre-game ceremony on Oct. 1, 2009.

Joe and his wife, Debbie, have three children: Mitchell and twins Chase and Kamryn. The Sakics are active with the Food Bank of the Rockies charity, and Joe hosts his own charity golf tournament to benefit the Food Bank every summer in Denver. Sakic was awarded the 2007 NHL Foundation Player Award in recognition of his commitment and service to charities in his community.



## **CRAIG BILLINGTON** ASSISTANT GENERAL MANAGER

Craig Billington begins his 17th year with the Avalanche's front office and his sixth as Assistant General Manager. He also serves as General Manager of the Avalanche's American Hockey League affiliate, the Colorado Eagles, who will make their AHL debut this season.

Billington has played a key role in the Avalanche's partnership with the Eagles, as he oversaw the club's ECHL affiliation agreement in 2016 and then assisted in their successful bid to become an AHL expansion franchise a year later.

Billington's duties also include overseeing the team's rookie camp each year. In 2016, the Avalanche hosted the inaugural Rookie Showcase, a three-day tournament that included the Anaheim Ducks and San Jose Sharks at the Ice Centre at the Promenade in Westminster, Colorado.

Prior to assuming this current role, Billington, 52, most recently held the title of Vice President of Player Development/Minor League Operations. The London, Ontario native started as the club's goaltending consultant before being named Director of Player Development. He added the title of vice president in the summer of 2008 and was named to his current role on June 24, 2013.

The former netminder enjoyed a 15-year playing career in the NHL, compiling a 110-149-31 record in 332 appearances. He spent three years with the Avalanche from 1996-97 to 1998-99, where he still ranks fourth in franchise history in career goals-against average (2.61) and fifth in save percentage (.910).

New Jersey's second-round pick (23rd overall) in the 1984 Entry Draft, Billington began his NHL career with the Devils before joining the Ottawa Senators, Boston Bruins, Avalanche and Washington Capitals. He was selected to play in the 1993 NHL All-Star Game. Prior to his professional career, Billington backstopped Team Canada to the gold medal at the 1985 IIHF World Junior Championship in Finland.

Craig resides in Denver with his family.



## **CHRIS MacFARLAND** ASSISTANT GENERAL MANAGER

Chris MacFarland was hired by the Colorado Avalanche on May 21, 2015 and begins his fourth season as Assistant General Manager.

MacFarland, 48, works closely with Executive Vice President/General Manager Joe Sakic regarding all hockey-related matters.

A member of Columbus Blue Jackets' hockey operations department for 16 years, MacFarland most recently assisted the team in scouting at the professional and amateur level, player contract research and negotiations, salary cap management and arbitration, collective bargaining agreement administration, budgeting and team scheduling issues. He also served as a liaison to the National Hockey League regarding matters pertaining to the collective bargaining agreement and oversaw the hockey operations efforts of the Blue Jackets' minor-league affiliates.

MacFarland joined Columbus prior to the 1999-00 NHL campaign and served as the club's manager of hockey operations from 2001-07 before being promoted to assistant to the general manager in July 2007. He moved to the position of assistant general manager a year later in July 2008.

Born on March 28, 1970, in the Bronx, New York, he played college hockey at Pace University where he received a bachelor's degree in business in 1992 and later graduated from the university's law school in 1998.

He began his career on the business side of the sport as an intern in the National Hockey League's New York office from 1993-94 and worked in the NHL Productions office while attending law school.

Chris and his wife, Chandra, have three sons, Jake, Gavin and Sawyer, and a daughter, Cara.

# KSE EXECUTIVE STAFF



**JIM MARTIN**  
PRESIDENT &  
CHIEF EXECUTIVE OFFICER



**MATT HUTCHINGS**  
EXECUTIVE VICE PRESIDENT &  
CHIEF OPERATING OFFICER



**BRUCE GLAZER**  
EXECUTIVE VICE PRESIDENT &  
CHIEF FINANCIAL OFFICER



**STEPHEN STIENEKER**  
EXECUTIVE VICE PRESIDENT &  
GENERAL COUNSEL



**BEN BOYLAN**  
EXECUTIVE VICE PRESIDENT  
PARTNERSHIP MARKETING  
& MEDIA SALES



**DECLAN BOLGER**  
SENIOR VICE PRESIDENT, MARKETING  
& CHIEF MARKETING OFFICER



**DAVID BURKE**  
SENIOR VICE PRESIDENT &  
CHIEF TICKETING OFFICER



**DAVE JOLETTE**  
SENIOR VICE PRESIDENT,  
VENUE OPERATIONS



**KEN MILLER**  
EXECUTIVE VICE PRESIDENT & GENERAL  
MANAGER/EXECUTIVE OFFICER, ALTITUDE  
SPORTS & ENTERTAINMENT



**BRENDA EGGER**  
SENIOR VICE PRESIDENT,  
GENERAL MANAGER, RADIO



**BILLI CAPRA**  
VICE PRESIDENT,  
BROADCAST SERVICES



**TOMAGO COLLINS**  
VICE PRESIDENT,  
COMMUNICATIONS



**DEB DOWLING-CANINO**  
VICE PRESIDENT, COMMUNITY  
RELATIONS & FAN DEVELOPMENT

# AVALANCHE STAFF



**MIKE BATTAGLIA**  
PRO SCOUT



**DANIELLE BERNSTEIN**  
MEDIA RELATIONS COORDINATOR



**CASEY BOND**  
STRENGTH & CONDITIONING  
COACH



**BRETT CLARK**  
DEVELOPMENT COACH



**ERIN DeGRAFF**  
DIRECTOR OF TEAM SERVICES &  
IMMIGRATION



**JEAN-IAN FILIATRAULT**  
AHL GOALTENDING COACH



**WAYNE FLEMING**  
INVENTORY MANAGER



**JOHN FUNK**  
SCOUT



**HENRIK GRADIN**  
SCOUT



**CHARLOTTE GRAHAME**  
VICE PRESIDENT OF HOCKEY  
ADMINISTRATION



**ALEXEI GUSAROV**  
SCOUT



**CLIFF HALSTEAD**  
HEAD EQUIPMENT MANAGER



**ALAN HEPPLE**  
DIRECTOR OF  
AMATEUR SCOUTING



**RON HIBDON**  
ASSISTANT MEDICAL TRAINER



**J.C. IHRIG**  
ASSISTANT EQUIPMENT MANAGER



**GARTH JOY**  
SR. PRO SCOUT



**WADE KLIPPENSTEIN**  
SCOUT



**RON KNABENBAUER**  
WEBSITE MANAGER



**DAN LAPERRIERE**  
PRO SCOUT



**JONI LEHTO**  
HEAD, EUROPEAN SCOUTING

# AVALANCHE STAFF



**BRAD LEWKOW**  
ASSISTANT EQUIPMENT MANAGER



**TERRY MARTIN**  
PRO SCOUT



**JEAN MARTINEAU**  
SR. VP, COMMUNICATIONS &  
TEAM SERVICES



**BRENDAN McNICHOLAS**  
EXECUTIVE DIRECTOR OF  
MEDIA SERVICES



**JEROME MESONERO**  
SCOUT



**DON PAARUP**  
SCOUT



**CALLIE PARMELE**  
WEBSITE COORDINATOR



**ARIK PARNASS**  
HOCKEY ANALYST



**GREGORIO PRADERA**  
MESSAGE THERAPIST



**NORM ROBERT**  
SCOUT



**NEIL SHEA**  
SCOUT



**BRAD SMITH**  
DIRECTOR, RESERVE LIST SCOUTING



**MATTHEW SOKOLOWSKI**  
HEAD ATHLETIC TRAINER



**TRACY TUTTON**  
SKATING COACH



**BRIAN WILLISIE**  
DEVELOPMENT COACH



**LYLE WINGERT**  
SCOUT



**SCOTT WOODWARD**  
ASSISTANT ATHLETIC TRAINER/  
PHYSICAL THERAPIST



**MIROSLAV ZALESAK**  
PRO SCOUT (EUROPE)



Erik Johnson averaged a career-high 25:26 of ice time in 2017-18, the highest average by an Avalanche player since 2002-03.





**COACHING  
STAFF**



## JARED BEDNAR

### HEAD COACH

Jared Bednar begins his third season as Colorado's head coach after being hired on Aug. 25, 2016. He is the seventh head coach in Avalanche history and the 15th in the history of the franchise.

Bednar, 46, was a finalist for the Jack Adams Award as the NHL's coach of the year during his second season behind the bench in 2017-18. He led the Avs to a berth in the Stanley Cup Playoffs with a 43-30-9 record (95 points), a jump of 47 points from the previous year. Colorado's 47-point turnaround equaled the fourth-highest year-to-year improvement in NHL history.

Bednar joined Harry Sinden as the only coaches in NHL history to record at least 20 more wins in his second season as a head coach than in his first (with his first year being a full season). Sinden led the Boston Bruins to 37 victories in 1967-68 after winning 17 games in 1966-67.

Leading what was the NHL's youngest team (25.8 average age at year's end), Bednar helped guide the Avs to their first postseason berth since 2013-14. The 2017-18 Avalanche dressed 11 rookies, tied for second in the league, with that group combining for an NHL-high and Avs-record 419 games.

Under Bednar's direction, the 2017-18 club went 28-11-2 on home ice, matching its franchise record for home wins set by the 2000-01 Stanley Cup championship team. The Avs ranked among the NHL's top 10 in both power play (eighth) and penalty killing (fourth), the latter of which set a league record for fewest PPG allowed on home ice (10). Colorado ranked 10th in scoring with 255 goals (3.11), averaging over three goals-per-game for the first time since 2006-07 (3.26). The Avs posted a 10-game winning streak, tied for the NHL season high, and a 10-game home winning streak, making Colorado the first team in four years to have a 10-game home streak and 10-game overall winning streak in the same campaign.

Bednar has spent 16 seasons coaching professional hockey, eight of which have been as a head coach. He owns a 316-244-55 (.559) combined record as a head coach, which includes four seasons in the AHL and two in the ECHL. Bednar posted a .603 winning percentage as a minor league head coach (251-158-23-19), winning championships at both the AHL and ECHL levels.

Prior to joining the Avalanche organization, Bednar guided the Columbus Blue Jackets' AHL affiliate, the Lake Erie Monsters, to the 2016 Calder Cup championship. The Monsters finished second in the Central Division with a 43-22-6-5 record (97 points) and then proceeded to go 15-2 during the postseason, sweeping both the Western Conference Final and Calder Cup Final.

Bednar served as the head coach of the Blue Jackets' previous AHL affiliate, the Springfield Falcons, in 2014-15 and also spent two seasons as the head coach of the AHL's Peoria Rivermen from 2010-12.

Bednar began his coaching career as an assistant with the South Carolina Stingrays of the ECHL in 2002-03. He took over the Stingrays' head coaching job in 2007-08 and in his second season led South Carolina to the 2009 Kelly Cup championship. He posted a .654 winning percentage (89-45-9) in two years as an ECHL head coach.

The Yorkton, Saskatchewan, native was an assistant coach in the AHL with Abbotsford in 2009-10 and later served two seasons as an assistant with Springfield from 2012-14.

Bednar played nine seasons of professional hockey, a career that spanned parts of eight seasons in the ECHL with the Huntington Blizzard and South Carolina Stingrays (1993-2002), parts of three seasons in the AHL with the St. John's Maple Leafs and Rochester Americans (1996-2000), and one season in the IHL with the Grand Rapids Griffins in 1998-99. The defenseman was part of two Kelly Cup championship teams as a player, 1997 and 2001 with South Carolina. Prior to turning pro, Bednar spent three seasons in the Western Hockey League from 1990-93, competing with the Saskatoon Blades, Spokane Chiefs, Medicine Hat Tigers and Prince Albert Raiders.

Jared and his wife, Susan, have a son, Kruz (18) and a daughter, Savega (13). Bednar, who lived in Humboldt, Saskatchewan, on two different occasions for a decade during his youth and also played for the Humboldt Broncos, has made several visits to the kids and families of the tragic 2018 Humboldt Broncos bus accident, and co-hosted a golf tournament in Humboldt this past August.

# COACHING STAFF

## BEDNAR'S NHL COACHING RECORD

Year	Team	LGE	REGULAR SEASON							Div	PLAYOFFS			Playoff Result
			GP	W	L	OT	PTS	W%	GP		W	L		
2016-17	Colorado	NHL	82	22	56	4	48	.293	7th/Central	-	-	-	---	
2017-18	Colorado	NHL	82	43	30	9	95	.579	4th/Central	6	2	4	Lost in First Round	
<b>NHL Totals</b>			<b>164</b>	<b>65</b>	<b>86</b>	<b>13</b>	<b>143</b>	<b>.436</b>		<b>6</b>	<b>2</b>	<b>4</b>		

## BEDNAR'S MINOR LEAGUE COACHING RECORD

Year	Team	LGE	REGULAR SEASON									Div	PLAYOFFS			Playoff Result
			GP	W	L	OL	SL	PTS	W%	GP	W		L			
2007-08	South Carolina	ECHL	72	47	22	2	1	97	.674	2nd/South	20	10	10	Lost Conf. Final		
2008-09	South Carolina	ECHL	71	42	23	2	4	90	.634	2nd/South	23	16	7	Won Kelly Cup		
2010-11	Peoria	AHL	80	42	30	3	5	92	.575	3rd/West	4	0	4	Lost 1st round		
2011-12	Peoria	AHL	76	39	33	2	2	82	.539	4th/Midwest	-	-	-	---		
2014-15	Springfield	AHL	76	38	28	8	2	86	.566	3rd/NE	-	-	-	---		
2015-16	Lake Erie	AHL	76	43	22	6	5	97	.638	2nd/Central	17	15	2	Won Calder Cup		
<b>Minor League Totals</b>			<b>451</b>	<b>251</b>	<b>158</b>	<b>23</b>	<b>19</b>	<b>544</b>	<b>.603</b>		<b>64</b>	<b>41</b>	<b>23</b>	<b>.641</b>		
<b>AHL Totals</b>			<b>308</b>	<b>162</b>	<b>113</b>	<b>19</b>	<b>14</b>	<b>357</b>	<b>.580</b>		<b>21</b>	<b>15</b>	<b>6</b>	<b>.714</b>		
<b>ECHL Totals</b>			<b>143</b>	<b>89</b>	<b>45</b>	<b>4</b>	<b>5</b>	<b>187</b>	<b>.654</b>		<b>43</b>	<b>26</b>	<b>17</b>	<b>.605</b>		

## BEDNAR'S CAREER PLAYING STATISTICS

Season	Team	Lge	REGULAR SEASON						PLAYOFFS			
			GP	G	A	Pts	PIM	GP	G	A	Pts	PIM
1990-91	Saskatoon	WHL	28	1	5	6	30	-	-	-	-	-
1991-92	Spokane	WHL	62	7	17	24	200	7	2	1	3	9
1992-93	Spokane	WHL	16	2	14	16	62	-	-	-	-	-
	Medicine Hat	WHL	9	1	4	5	20	-	-	-	-	-
	Prince Albert	WHL	37	6	16	22	56	-	-	-	-	-
1993-94	Huntington	ECHL	66	8	11	19	115	-	-	-	-	-
1994-95	Huntington	ECHL	64	9	36	45	211	2	0	2	2	4
1995-96	Huntington	ECHL	25	4	10	14	90	-	-	-	-	-
	South Carolina	ECHL	39	2	22	24	126	8	0	0	0	26
1996-97	St. John's	AHL	55	1	2	3	151	-	-	-	-	-
	South Carolina	ECHL	15	1	2	3	28	15	1	4	5	59
1997-98	Rochester	AHL	19	0	2	2	49	-	-	-	-	-
	South Carolina	ECHL	36	4	4	8	126	5	1	2	3	17
1998-99	Grand Rapids	IHL	74	3	18	21	220	-	-	-	-	-
1999-00	South Carolina	ECHL	61	4	13	17	214	10	0	2	2	25
	Rochester	AHL	-	-	-	-	-	1	0	0	0	0
2000-01	South Carolina	ECHL	57	6	9	15	155	15	0	5	5	24
2001-02	South Carolina	ECHL	71	5	23	28	145	1	0	0	0	2

## LARGEST YEAR-TO-YEAR POINT IMPROVEMENTS, NHL HISTORY

DIF	Team	Second Season / First Season
+58	San Jose	1993-94 (82) / 1992-93 (24)
+52	Quebec	1992-93 (104) / 1991-92 (52)
+48	Winnipeg	1981-82 (80) / 1980-81 (32)
<b>+47</b>	<b>Colorado</b>	<b>2017-18 (95) / 2016-17 (48)</b>
+47	Pittsburgh	2006-07 (105) / 2005-06 (58)



## RAY BENNETT

### ASSISTANT COACH

Ray Bennett is in his second season with the Avalanche after being named an assistant coach on July 7, 2017.

Bennett, who oversees Colorado's power play, helped the PP unit to an eighth-place finish in 2017-18 (22.0%), the club's first top-10 ranking since 2013-14. The Avalanche's offense ranked 10th in scoring with 255 goals in Bennett's first season, the club's highest goals-per-game average (3.11) since 2006-07 (3.26).

Bennett, 56, came to the Avalanche after spending 10 seasons as an assistant coach with the St. Louis Blues from 2007-17. Prior to his time with the Blues, the Innisfail, Alberta, native spent seven seasons as an assistant coach with the Los Angeles Kings (1999-2006).

On the international stage, Bennett served as the manager of high performance/video for the Canadian Hockey Association for two years. He was an assistant coach in charge of video for Canada's silver medal-winning entry at the 1999 IIHF World Junior Championship, the gold medal-winning Canadian National Women's Team at the 1999 IIHF Women's World Championship, as well as Canada's Men's National Team at the 1999 IIHF World Championship. Bennett was also an assistant coach with Canada's silver medal-winning women's team at the 1998 Winter Olympics in Nagano, Japan.

Bennett has also been the head coach at Red Deer College and held positions with the Spokane Chiefs, the World Junior Hockey Championship Association, Hockey Canada, the Moose Jaw Warriors and the Alberta Amateur Hockey Association.

Ray and his wife, Karla, have three children: Kale (22), Kassie (20) and Max (16).



## NOLAN PRATT

### ASSISTANT COACH

Nolan Pratt is beginning his third season with the Avalanche after being named an assistant coach on July 15, 2016.

Pratt's duties with the Avs include overseeing the defense and penalty kill. Colorado's PK unit finished fourth overall (83.3%) and first at home (91.7%) in 2017-18, setting an NHL record for the fewest power-play goals allowed on home ice (10).

The 2016-17 campaign was Pratt's first behind the bench in the NHL after spending five seasons as an assistant coach in the American Hockey League with the Lake Erie Monsters (2015-16) and the Springfield Falcons (2011-15). Pratt, 43, helped guide the Monsters to the 2016 Calder Cup as AHL champions and has coached alongside current Avalanche head coach Jared Bednar since the two served as assistant coaches for Springfield during the 2012-13 campaign.

A native of Fort McMurray, Alberta, Pratt spent 11 seasons in the NHL, playing 592 games with Hartford/Carolina, Colorado, Tampa Bay and Buffalo. He was a member of the Avalanche's 2001 Stanley Cup championship team, and also won a Cup as a member of the Lightning in 2003-04. Selected by the Whalers in the fifth round (115th overall) of the 1993 Entry Draft, Pratt finished with 65 points (nine goals, 56 assists) and 537 penalty minutes during his career, which included three points (one goal, two assists) in 46 games during his lone season with the Avs in 2000-01.

Nolan and his wife, Deborah, have two daughters, Ella (15) and Kira (9).



### **JUSSI PARKKILA** GOALTENDING COACH

Jussi Parkkila begins his second season as Colorado's goaltending coach after being named to his position on July 7, 2017.

The Avalanche improved from 30th in goals-against average to 15th during Parkkila's first season in 2017-18. Colorado ranked seventh in team save percentage (.914) and allowed the seventh-fewest 5-on-5 goals in the league (140).

Prior to joining the Avs, Parkkila, 41, spent 12 seasons coaching goaltenders in Europe, which included a five-year stint in Russia's KHL and two seasons in Finland's top professional league (Liiga). He spent the 2016-17 campaign coaching goalies for the Grazz 99ers in Austria. Prior to that, Parkkila served as goaltending coach in the KHL with Avangard Omsk (2014-15), SKA St. Petersburg (2011-14) and Atlant Mytishi (2010-11).

After three years with the Ilves U-20 team in Finland, Parkkila began his pro coaching career with Yaroslavl Lokomotiv in 2007-08, where he tutored current Avalanche netminder Semyon Varlamov. The Tampere, Finland, native then moved on to coach with Tappara in Finland's top league for two seasons (2008-10).

Jussi resides in his native Finland during the offseason with his wife, Niina, and daughter, Julia.



### **BRETT HEIMLICH** VIDEO COACH

Brett Heimlich enters his fourth season with the Avalanche and second as Video Coach after spending the previous two years as a coordinator.

In his current role, Heimlich presents video breakdowns of game situations to coaches and players during intermissions, formulates scouting reports on opposing clubs and creates highlight and specialty films for use by the coaches and players. In addition, he provides video reports for postgame individual-player performance reviews as well as statistical analysis for the coaching staff.

Heimlich, 32, joined the Avalanche after nine years with the San Jose Sharks. He first joined the Sharks organization in 2004 in event services before working his way up to video assistant, where he directly assisted the coaching staff. He was later promoted to video coordinator, where he communicated on headset with the club's assistant coaches during games while controlling the team's video capture and editing system.

A native of San Jose, Brett resides in Englewood with his wife Amanda.



COACHING STAFF



***AVALANCHE  
PLAYERS***



**7 MARK ALT**

**POSITION:** DEFENSEMAN  
**HEIGHT:** 6' 4"  
**WEIGHT:** 201 LBS.  
**SHOOTS:** RIGHT  
**BORN:** OCTOBER 18, 1991  
**BIRTHPLACE:** KANSAS CITY, MISSOURI

**TRANSACTIONS**

Carolina's third selection (second round, 53rd overall) in the 2010 NHL Entry Draft...Acquired by Philadelphia, along with Brian Boucher, in exchange for Luke Pither, Jan. 13, 2013...Claimed by Colorado on waivers, Feb. 26, 2018.

**CAREER HIGHS**

**Goals/Game:** None  
**Assists/Game:** None  
**Points/Game:** None  
**Point Streak:** None  
**Goal Streak:** None  
**Assist Streak:** None  
**Shots/Game:** 2 (3x), last: March 30, 2018 vs. Chicago  
**Ice Time/Game:** 16:54, Oct. 30, 2017 vs. Arizona  
**Plus/Minus:** +1 (2x), last: Nov. 21, 2017 vs. Vancouver  
**Consec. Games:** 6 games, March 24-April 2, 2018  
**Mult. Pt. Games:** None  
**Career Shootouts:** No attempts  
**Career Penalty Shots:** No attempts

**2017-18 SEASON**

Was claimed on waivers by Colorado from Philadelphia on Feb. 26...Made his Avalanche debut on March 24 vs. Vegas and dressed in seven of the last eight games to close out the regular season (0g/0a)...Prior to joining the Avalanche, Alt split the 2017-18 campaign between the Flyers and their AHL affiliate, the Lehigh Valley Phantoms...Skated in eight games for Philadelphia (0g/0a) and 23 games for Lehigh Valley (5g/5a)...Was first recalled by the Flyers on Oct. 30 and dressed that night against Arizona for his second career NHL game

and first since his debut on March 28, 2015 vs. San Jose...Had four separate NHL stints in 2017-18: Oct. 30-Nov. 10, Nov. 13-22, Dec. 2-30 and Jan. 22 to the end of the season. **PLAYOFFS:** Was on the Avalanche's postseason roster but did not appear in any playoff games.

**CAREER**

**2016-17:** Appeared in 40 contests for Lehigh Valley (1g/10a) after missing the first 31 games of the season with an upper-body injury. **2015-16:** Played in 72 games for Lehigh Valley, tallying 19 points (4g/15a)...Finished second on the team in plus/minus rating (+11)...His 19 points tied him for second among Phantoms defensemen in scoring. **2014-15:** Spent the season with Lehigh Valley (AHL) while also appearing in one NHL contest...Missed a total of 28 games with Lehigh Valley due to injury...Made his NHL debut for the Flyers on March 28 vs. San Jose. **2013-14:** Appeared in 75 games with Adirondack (AHL) during his first full professional season, tallying 26 points (4g/22a)...Tied for the team lead in games played and his 26 points and 22 assists ranked second among all Phantoms defensemen. **2012-13:** Completed his junior season at the University of Minnesota, recording seven points (0g/7a) in 39 games to help the Gophers to a share of the WCHA regular-season title...Was traded to the Flyers organization from Carolina on the opening day of the post-lockout training camp in January...At the completion of his NCAA season, Alt signed with the Flyers organization and joined the Phantoms for the remainder of the AHL campaign...Made his professional debut on April 12 vs. Springfield and recorded his first assist/point...Ended the longest shootout in Phantoms' history with a goal in the 15th round on April 14 vs. Binghamton. **2011-12:** Helped the Gophers to the WCHA regular-season title and advance to the NCAA Frozen Four...Appeared in all 43 games, tallying 22 points (5g/17a)...His five goals tied for first among Minnesota defensemen while his 22 points ranked second. **2010-11:** Collected 10 points (2g/8a) in 35 games as a freshman at the University of Minnesota. **Other:** Was a standout in football and hockey at Cretin-Derham Hall High School in St. Paul, where he was a finalist for the 2010 Minnesota Mr. Hockey Award and earned all-state honors in his last two seasons...Quarterbacked the school's football team to a state championship in 2009 and won Minnesota's Player of the Year Award.

**PERSONAL**

Mark and his wife, Emily, reside in Minnesota...Mark's father, John Alt, played 13 seasons as an offensive lineman with the Kansas City Chiefs from 1984-1996...John was selected to the Pro Bowl in 1992 and 1993...Mark was a quarterback in high school at Cretin-Derham Hall High School, where he led the school's football team to a state championship in 2009 and won Minnesota's Player of the Year Award.

MARK ALT 7



# AVALANCHE PLAYERS



## STATISTICS

SEASON	TEAM	LEAGUE	GP	G	REGULAR SEASON							PLAYOFFS			
					A	PTS	PIM	+/-	PP	SH	GW	GP	G	A	PTS
2010-11	U. of Minnesota	WCHA	35	2	8	10	22	-	-	-	-	-	-	-	-
2011-12	U. of Minnesota	WCHA	43	5	17	22	43	-	-	-	-	-	-	-	
2012-13	U. of Minnesota	WCHA	39	0	7	7	20	-	-	-	-	-	-	-	
	Adirondack	AHL	6	1	1	2	2	-	-	-	-	-	-	-	
2013-14	Adirondack	AHL	75	4	22	26	31	-	-	-	-	-	-	-	
2014-15	Lehigh Valley	AHL	44	2	8	10	18	-	-	-	-	-	-	-	
	Philadelphia	NHL	1	0	0	0	0	-1	0	0	0	-	-	-	
2015-16	Lehigh Valley	AHL	72	4	15	19	46	-	-	-	-	-	-	-	
2016-17	Lehigh Valley	AHL	40	1	10	11	10	-	-	-	-	-	-	-	
2017-18	Lehigh Valley	AHL	23	5	5	10	8	-	-	-	-	-	-	-	
	Philadelphia	NHL	8	0	0	0	2	0	0	0	0	-	-	-	
	Colorado	NHL	7	0	0	0	0	-1	0	0	0	-	-	-	
<b>NHL TOTALS</b>			<b>16</b>	<b>0</b>	<b>0</b>	<b>0</b>	<b>2</b>	<b>-2</b>	<b>0</b>	<b>0</b>	<b>0</b>	-	-	-	

## VS. NHL

	GP	G	A	PTS	PIM		GP	G	A	PTS	PIM		GP	G	A	PTS	PIM
Anaheim	1	0	0	0	0	Edmonton	1	0	0	0	0	Pittsburgh	-	-	-	-	-
Arizona	1	0	0	0	0	Florida	-	-	-	-	-	San Jose	1	0	0	0	0
Boston	-	-	-	-	-	Los Angeles	1	0	0	0	0	St. Louis	2	0	0	0	0
Buffalo	-	-	-	-	-	Minnesota	-	-	-	-	-	Tampa Bay	-	-	-	-	-
Calgary	1	0	0	0	0	Montreal	-	-	-	-	-	Toronto	-	-	-	-	-
Carolina	-	-	-	-	-	Nashville	-	-	-	-	-	Vancouver	2	0	0	0	0
Chicago	2	0	0	0	2	New Jersey	-	-	-	-	-	Vegas	2	0	0	0	0
Colorado	1	0	0	0	0	NY Islanders	-	-	-	-	-	Washington	-	-	-	-	-
Columbus	-	-	-	-	-	NY Rangers	-	-	-	-	-	Winnipeg	-	-	-	-	-
Dallas	-	-	-	-	-	Ottawa	-	-	-	-	-						
Detroit	-	-	-	-	-	Philadelphia	1	0	0	0	0						



# 10 SVEN ANDRIGHETTO

**POSITION:** RIGHT WING

**HEIGHT:** 5' 10"

**WEIGHT:** 188 LBS.

**SHOOTS:** LEFT

**BORN:** MARCH 21, 1993

**BIRTHPLACE:** ZURICH, SWITZERLAND

## TRANSACTIONS

Montreal's sixth pick (third round, 86th overall) in the 2013 NHL Draft. ...Acquired by Colorado in exchange for Andreas Martinsen, March 1, 2017.

## CAREER HIGHS

**Goals/Game:** 2 (4x), last: March 30, 2018 vs. Chicago

**Assists/Game:** 2 (7x), last: Dec. 18, 2017 vs. Pittsburgh

**Points/Game:** 2 (16x), last: March 30, 2018 vs. Chicago

**Point Streak:** 4 games, March 23-29, 2017

**Goal Streak:** 2 games (3x), last: Oct. 9-11, 2017

**Assist Streak:** 3 games (3x), last: April 6-9, 2017

**Shots/Game:** 6, April 4, 2017 vs. Chicago

**Ice Time/Game:** 20:49, March 27, 2017 at Calgary

**Plus/Minus:** +2 (8x), last: March 30, 2018 vs. Chicago

**Consec. Games:** 38, March 5, 2017 - Nov. 19, 2017

**Mult. Pt. Games:** 16 total – 2 pts (16)

**Career Shootouts:** 2-4 (50%), 2 GDG

**Career Penalty Shots:** No attempts

## 2017-18 SEASON

Set a career high with eight goals despite being limited to 50 games due to injury...His 22 points were the second most of his career (24 in 2016-17)...Led the team with four goals in the month of October...Scored his first career game-winning goal and added an assist on Oct. 9 at Boston...Tallied three consecutive multi-point games, Oct. 9-13...Tied a single-game career high with two goals on Oct. 11 vs. Boston and again on March 30 vs. Chicago...Missed 28 games due to a lower-body injury, Jan. 2-March 6...Was placed on IR, Jan. 17 (retroactive to Dec. 31) and activated on March 8...Missed two games due to a lower-body injury,

March 26-28...Following the season, Andrighetto helped Switzerland capture the silver medal at the 2018 IIHF World Championship in Denmark. **PLAYOFFS:** Saw his first NHL postseason action, appearing in all six games for the Avalanche (1g/0a)...Made his Stanley Cup Playoff debut in Game 1 of the first-round series at Nashville on April 12...Scored the game-winning goal with 1:28 left in regulation for his first career playoff point in Game 5 at Nashville on April 20.

## CAREER

**2016-17:** Was acquired from the Montreal Canadiens at the trade deadline on March 1 and totaled 16 points (5g/11a) in 19 contests after joining Colorado...His 16 points led all Avalanche skaters from March 1 until the end of the season...Prior to being acquired by the Avs, Andrighetto split time between the Canadiens and the American Hockey League's St. John's IceCaps, tallying eight points (2g/6a) in 27 games for Montreal and 22 points (8g/14a) in 20 contests for St. John's...His 24 combined NHL points with Montreal and Colorado were a career best...Made his Avalanche debut on March 5 vs. St. Louis and scored his first goal with Colorado on March 11 vs. Ottawa...Led the team in scoring during the month of March with 11 points and five goals, which included a career-long four-game point streak from March 23-29...Tied his career high with two goals on March 27 at Calgary, his second multi-goal game (Feb. 12, 2016 at Buffalo)...Appeared in his 100th NHL game on April 6 vs. Minnesota...Began the year with St. John's where he was named the AHL's Player of the Week for Oct. 17-23...Was recalled by Montreal on Nov. 7 and made his season debut with the Canadiens on Nov. 10...Was reassigned to the AHL on Nov. 19...Had three separate stints with the Canadiens during the month of December, Dec. 7-13, Dec. 15-22, Dec. 23-31...After being reassigned on Dec. 31, Andrighetto was recalled for the final time on Jan. 5 and spent the rest of the year in the NHL. **2015-16:** Split the season between the Canadiens and their AHL affiliate in St. John's...Skated in 44 games for Montreal, tallying 17 points (7g/10a)...Began the year with the IceCaps before being recalled by Montreal for the first time on Nov. 22...Tallied his first career multi-goal game on Feb. 12 at Buffalo. **2014-15:** Spent the majority of the season with Hamilton (AHL) but did see his first action with Montreal, appearing in 12 games (2g/1a)...Scored a goal in his NHL debut on Dec. 6 at Dallas...Picked up points in each of his first three games, which included his first career assist on Dec. 9 vs. Vancouver...Finished fourth on the AHL Bulldogs with 43 points (14g/29a) in 60 games. **2013-14:** Spent his first professional season with the Hamilton Bulldogs (AHL) where he finished second on the club with 44 points (17g/27a) in 64 games. **2012-13:** Led Rouyn-Noranda in scoring during the regular season with 98 points (31g/67a) in 53 games and also during the playoffs with 30 points (8g/22a) in 14 contests...Finished with 172 career points (67g/105a) in 115 games with the

# AVALANCHE PLAYERS

Hurskies. **2011-12:** Was named to QMJHL All-Rookie Team after leading Rouyn-Noranda with 74 points (36g/38a) in 62 contests. **Other:** Prior to joining the Huskies, Andrighetto played in his native Switzerland... Won the Swiss National League B Championship with Visp in 2010-11.

## PERSONAL

Is just the third Swiss-born player to ever appear in a game for the Avalanche, joining goaltenders David Aebischer and Reto Berra...Participates in the Avalanche's TeamFit program, which teaches kids the importance of fitness and nutrition.

## INTERNATIONAL


Helped Switzerland capture the silver medal at the 2018 IIHF World Championship in Denmark...Tied for the team lead with nine points (2g/7a) and led all Swiss players with seven assists in nine games during the tournament, as Switzerland equaled its best-ever finish at the worlds...Competed for his country at the 2016 IIHF World Championship in Russia, recording a team-high seven points (3g/4a) in seven games... Played for his country at the 2012 and 2013 IIHF World Junior Championship...At the 2013 WJC in Russia, Andrighetto led Switzerland with five goals and eight points (5g/3a) in six contests...Also represented his nation at the 2011 and 2012 Under-18 World Championship.

## STATISTICS

SEASON	TEAM	LEAGUE	REGULAR SEASON											PLAYOFFS				
			GP	G	A	PTS	PIM	+/-	PP	SH	GW	GP	G	A	PTS	PIM		
2010-11	GCK Lions	Swiss-B	36	11	12	23	20	-	-	-	-	-	-	-	-	-	-	-
	Visp EHC	Swiss-B	2	0	0	0	0	-	-	-	-	-	-	17	1	2	3	12
2011-12	Rouyn-Noranda	QMJHL	62	36	38	74	50	-	-	-	-	-	-	4	0	2	2	4
	Switzerland	WJC	6	1	1	2	2	-	-	-	-	-	-	-	-	-	-	-
2012-13	Rouyn-Noranda	QMJHL	53	31	67	98	45	-	-	-	-	-	-	14	8	22	30	14
	Switzerland	WJC	6	5	3	8	4	-	-	-	-	-	-	-	-	-	-	-
2013-14	Hamilton	AHL	64	17	27	44	40	-	-	-	-	-	-	-	-	-	-	-
	Hamilton	AHL	60	14	29	43	42	-	-	-	-	-	-	-	-	-	-	-
2014-15	<b>Montreal</b>	<b>NHL</b>	<b>12</b>	<b>2</b>	<b>1</b>	<b>3</b>	<b>0</b>	<b>0</b>	<b>0</b>	<b>0</b>	<b>0</b>	<b>0</b>	-	-	-	-	-	-
	St. John's	AHL	26	10	13	23	22	-	-	-	-	-	-	-	-	-	-	-
	<b>Montreal</b>	<b>NHL</b>	<b>44</b>	<b>7</b>	<b>10</b>	<b>17</b>	<b>6</b>	<b>+1</b>	<b>1</b>	<b>0</b>	<b>0</b>	<b>0</b>	-	-	-	-	-	-
	Switzerland	WC	7	3	4	7	4	-	-	-	-	-	-	-	-	-	-	-
2015-16	St. John's	AHL	20	8	14	22	8	-	-	-	-	-	-	-	-	-	-	-
	<b>Montreal</b>	<b>NHL</b>	<b>27</b>	<b>2</b>	<b>6</b>	<b>8</b>	<b>4</b>	<b>+1</b>	<b>0</b>	<b>0</b>	<b>0</b>	<b>0</b>	-	-	-	-	-	-
	Colorado	NHL	19	5	11	16	8	0	2	0	0	0	-	-	-	-	-	-
2016-17	St. John's	AHL	20	8	14	22	8	-	-	-	-	-	-	-	-	-	-	-
	<b>Colorado</b>	<b>NHL</b>	<b>50</b>	<b>8</b>	<b>14</b>	<b>22</b>	<b>10</b>	<b>-15</b>	<b>3</b>	<b>0</b>	<b>2</b>	<b>2</b>	<b>6</b>	<b>1</b>	<b>0</b>	<b>1</b>	<b>6</b>	
2017-18	Switzerland	WC	9	2	7	9	27	-	-	-	-	-	-	-	-	-	-	-
<b>NHL TOTALS</b>			<b>152</b>	<b>24</b>	<b>42</b>	<b>66</b>	<b>28</b>	<b>-13</b>	<b>6</b>	<b>0</b>	<b>2</b>	<b>6</b>	<b>1</b>	<b>0</b>	<b>1</b>	<b>6</b>		

## VS. NHL

	GP	G	A	PTS	PIM		GP	G	A	PTS	PIM		GP	G	A	PTS	PIM
Anaheim	3	0	2	2	0	Edmonton	4	1	1	2	2	Pittsburgh	6	1	2	3	0
Arizona	6	1	0	1	2	Florida	8	0	1	1	0	San Jose	4	0	0	0	0
Boston	4	3	1	4	0	Los Angeles	6	1	1	2	0	St. Louis	8	0	1	1	4
Buffalo	7	2	2	4	0	Minnesota	6	0	5	5	0	Tampa Bay	7	0	3	3	0
Calgary	3	2	1	3	6	Montreal	-	-	-	-	-	Toronto	4	0	1	1	0
Carolina	7	1	1	2	0	Nashville	4	0	0	0	0	Vancouver	1	0	1	1	0
Chicago	7	4	1	5	0	New Jersey	10	1	1	2	2	Vegas	1	0	0	0	0
Colorado	3	0	3	3	0	NY Islanders	5	0	3	3	0	Washington	7	0	2	2	0
Columbus	2	0	0	0	0	NY Rangers	4	1	1	2	2	Winnipeg	3	1	1	2	0
Dallas	6	1	4	5	6	Ottawa	6	2	1	3	0						
Detroit	8	2	2	4	2	Philadelphia	2	0	0	0	2						



**44 MARK BARBERIO**

**POSITION:** DEFENSEMAN  
**HEIGHT:** 6' 1"  
**WEIGHT:** 200 LBS.  
**SHOOTS:** LEFT  
**BORN:** MARCH 23, 1990  
**BIRTHPLACE:** MONTREAL, QUEBEC

**TRANSACTIONS**

Tampa Bay's fifth selection (sixth round, 152nd overall) in the 2008 NHL Entry Draft...Signed by Montreal as a free agent, July 1, 2015...Claimed by Colorado on waivers, Feb. 2, 2017.

**CAREER HIGHS**

**Goals/Game:** 2, Jan. 19, 2014 at Carolina  
**Assists/Game:** 2 (3x), last: Dec. 23, 2017 at Arizona  
**Points/Game:** 2 (4x), last: Dec. 23, 2017 at Arizona  
**Point Streak:** 4 games, Dec. 9-14, 2017  
**Goal Streak:** 2 games, Jan. 25-28, 2014  
**Assist Streak:** 2 games (4x), last: Dec. 12-14, 2017  
**Shots/Game:** 6, Feb. 16, 2017 at Buffalo  
**Ice Time/Game:** 25:22, March 12, 2016 vs. Minnesota  
**Plus/Minus:** +3 (2x), last: Jan. 1, 2016 at Boston  
**Consec. Games:** 35 games, Feb. 4, 2017 - Oct. 5, 2017  
**Mult. Pt. Games:** 4 total - 2 pts (4)  
**Career Shootouts:** No attempts  
**Career Penalty Shots:** No attempts

**2017-18 SEASON**

Matched a career high with 13 points (3g/10a) despite missing 33 games due to injury...Finished the season with a +6 plus-minus rating, tied for fourth on the team...Ranked fourth among team defensemen in shorthanded ice time (2:07 per game), helping Colorado's penalty kill unit to a top-five ranking...Missed 33 games due to a lower-body injury from Jan. 25-April 2...Was placed on Injured Reserve, Jan. 29 (retroactive to Jan. 23) and activated on April 5...Returned for the Avalanche's final two games of the regular season, April 5-7...Scored his first career game-winning goal while

playing in his 200th NHL game on Oct. 24 vs. Dallas... Had a four-game point streak, Dec. 9-14, longest of his NHL career...Scored his first career short-handed goal on Jan. 13 at Dallas, the first SHG by an Avalanche defenseman in two years (Erik Johnson, Feb. 17, 2016 vs. Montreal). **PLAYOFFS:** Appeared in all six postseason contests, tallying one assist while finishing third on the club in average ice time (22:18)...Recorded his first career playoff point with an assist in Game 3 of the first-round series against Nashville on April 16 at Pepsi Center.

**CAREER**

**2016-17:** Appeared in all 34 games for the Avalanche after being claimed on waivers from Montreal on Feb. 2, totaling nine points (2g/7a)...Skated in a career-high 60 games combined between Colorado and Montreal, and also set career bests in total points (13) and assists (11)...Prior to joining the Avs, he split time between the Canadiens and the St. John's IceCaps (AHL)...Appeared in 26 games for Montreal, tallying four points (0g/4a), and skated in 20 games for St. John's, recording 18 points (3g/15a)...Began the season in the AHL before being recalled on Nov. 23...Was reassigned on Dec. 7, recalled on Dec. 9, reassigned on Dec. 13 and recalled again on Dec. 15...Made his Avalanche debut on Feb. 4 vs. Winnipeg...Tied his personal high with two assists/points in his second game with the Avalanche on Feb. 7 vs. Montreal...Scored his first goal with Colorado on Feb. 14 at New Jersey...Had a career-high six shots on Feb. 16 at Buffalo. **2015-16:** Split the season between the Canadiens and their AHL affiliate, the St. John's IceCaps...Played 30 games for Montreal, registering 10 points (2g/8a)...Was selected to participate in the 2016 AHL All-Star Classic. **2014-15:** Skated in 52 games for the Tampa Bay Lightning, scoring a goal with six assists. **PLAYOFFS:** Dressed in one playoff contest with the Lightning, who advanced to the Stanley Cup Final...Logged 8:44 of ice time in Game 4 of the Eastern Conference Final against the New York Rangers on May 22 in Tampa. **2013-14:** Recorded 10 points (5g/5a) in 49 games during his rookie season with the Lightning...Posted a +10 plus/minus rating, tied for fourth among all NHL rookie defensemen...Recorded a plus or even rating in 40 of his 49 games...Barberio's five goals finished second among Lightning blueliners behind only Victor Hedman (13)...Recorded his first NHL point with an assist on Nov. 2 vs. St. Louis...Scored his first two career NHL goals on Jan. 19 at Carolina, becoming only the second player in franchise history to score his first goals in the same game. **PLAYOFFS:** Made his Stanley Cup playoff debut, skating in two games with the Lightning in their first-round series loss to the Canadiens...Appeared in his first career playoff contest in Game 3 at Montreal on April 20...Also dressed in Game 4 in Montreal on April 22. **2012-13:** Made his NHL debut at the end of the 2012-13 campaign, skating in two April games with the Lightning...Appeared in his first NHL game on April 9 vs. Ottawa...Was Syracuse's

MARK BARBERIO | 44

# AVALANCHE PLAYERS

top-scoring defenseman with 42 points (8g/34a) in 73 contests en route to being named to the AHL Second All-Star Team...Went on to lead all AHL defensemen in playoff scoring with 15 points (3g/12a) in 18 games as Syracuse advanced to the Calder Cup Final (lost 4-2 to Grand Rapids). **2011-12:** Won the Eddie Shore Award as the AHL's outstanding defenseman and was named to the AHL First All-Star Team...Led all league defensemen in scoring with 61 points (13g/48a) in 74 games for the Norfolk Admirals...His 48 assists also led all blueliners, while his 13 goals tied him for fourth... Led all AHL defenders with a +28 plus/minus rating... Helped Norfolk win the Calder Cup championship after collecting nine points (2g/7a) in 18 playoff contests. **2010-11:** Tallied 31 points (9g/22a) in 68 games for Norfolk (AHL) in his first professional season...Finished sixth among AHL rookie defensemen in goals and tied for eighth in points...Also dressed in six postseason games (1g/0a). **2009-10:** Was named to the QMJHL Second All-Star Team after recording 60 points (17g/43a) in 65 games for the Moncton Wildcats...Added 22 points (5g/17a) in 21 playoff games to help Moncton win the President's Cup as league champions and advance to the Memorial Cup tournament...Led all QMJHL defenders in postseason scoring, while his 60 regular-season points ranked fourth. **2008-09:** Led all Moncton defensemen with 45 points (15g/30a) in 66 games...

Added four assists (0g/4a) in 10 playoff contests. **2007-08:** Ranked first among Moncton defensemen and second overall on the team with 46 points (11g/35a) in 70 games. **2006-07:** Split his first season in the QMJHL between Cape Breton and Moncton.

## PERSONAL


Speaks English, French and Italian...Nickname is "Barbs"...Co-hosted a floor hockey clinic with 70 athletes with intellectual disabilities from Special Olympics Colorado as part of the Avalanche Street/Floor Hockey program and Hockey is for Everyone month on Feb. 20, 2017 at Pepsi Center...Helped run a fitness clinic with elementary school students at Kemp Elementary in conjunction with the Avs' TeamFit program on Oct. 30, 2017.

## STATISTICS

SEASON	TEAM	LEAGUE	REGULAR SEASON										PLAYOFFS				
			GP	G	A	PTS	PIM	+/-	PP	SH	GW	GP	G	A	PTS	PIM	
2006-07	Cape Breton	QMJHL	41	2	8	10	42	-	-	-	-	-	-	-	-	-	-
	Moncton	QMJHL	19	1	6	7	21	-	-	-	-	7	0	2	2	8	
2007-08	Moncton	QMJHL	70	11	35	46	75	-	-	-	-	-	-	-	-	-	
2008-09	Moncton	QMJHL	66	15	30	45	42	-	-	-	-	10	0	4	4	8	
2009-10	Moncton	QMJHL	65	17	43	60	72	-	-	-	-	21	5	17	22	12	
2010-11	Norfolk	AHL	68	9	22	31	28	-	-	-	-	6	1	0	1	4	
2011-12	Norfolk	AHL	74	13	48	61	39	-	-	-	-	18	2	7	9	12	
2012-13	Syracuse	AHL	73	8	34	42	44	-	-	-	-	18	3	12	15	18	
	<b>Tampa Bay</b>	<b>NHL</b>	<b>2</b>	<b>0</b>	<b>0</b>	<b>0</b>	<b>0</b>	<b>-2</b>	<b>0</b>	<b>0</b>	<b>0</b>	-	-	-	-	-	
2013-14	<b>Tampa Bay</b>	<b>NHL</b>	<b>49</b>	<b>5</b>	<b>10</b>	<b>28</b>	<b>+10</b>	<b>1</b>	<b>0</b>	<b>0</b>	<b>0</b>	<b>2</b>	<b>0</b>	<b>0</b>	<b>0</b>	<b>6</b>	
2014-15	<b>Tampa Bay</b>	<b>NHL</b>	<b>52</b>	<b>1</b>	<b>6</b>	<b>7</b>	<b>16</b>	<b>-4</b>	<b>0</b>	<b>0</b>	<b>0</b>	<b>1</b>	<b>0</b>	<b>0</b>	<b>0</b>	<b>0</b>	
2015-16	St. John's	AHL	26	2	18	20	25	-	-	-	-	-	-	-	-	-	
	<b>Montreal</b>	<b>NHL</b>	<b>30</b>	<b>2</b>	<b>8</b>	<b>10</b>	<b>6</b>	<b>0</b>	<b>0</b>	<b>0</b>	<b>0</b>	-	-	-	-	-	
2016-17	St. John's	AHL	20	3	15	18	28	-	-	-	-	-	-	-	-	-	
	<b>Montreal</b>	<b>NHL</b>	<b>26</b>	<b>0</b>	<b>4</b>	<b>4</b>	<b>10</b>	<b>+1</b>	<b>0</b>	<b>0</b>	<b>0</b>	-	-	-	-	-	
	<b>Colorado</b>	<b>NHL</b>	<b>34</b>	<b>2</b>	<b>7</b>	<b>9</b>	<b>4</b>	<b>-6</b>	<b>1</b>	<b>0</b>	<b>0</b>	-	-	-	-	-	
2017-18	<b>Colorado</b>	<b>NHL</b>	<b>46</b>	<b>3</b>	<b>10</b>	<b>13</b>	<b>31</b>	<b>+6</b>	<b>0</b>	<b>1</b>	<b>1</b>	<b>6</b>	<b>0</b>	<b>1</b>	<b>1</b>	<b>6</b>	
<b>NHL TOTALS</b>			<b>239</b>	<b>13</b>	<b>40</b>	<b>53</b>	<b>95</b>	<b>+5</b>	<b>2</b>	<b>1</b>	<b>1</b>	<b>9</b>	<b>0</b>	<b>1</b>	<b>1</b>	<b>12</b>	

## VS. NHL

	GP	G	A	PTS	PIM		GP	G	A	PTS	PIM		GP	G	A	PTS	PIM
Anaheim	9	0	1	1	8	Edmonton	6	0	1	1	2	Pittsburgh	11	1	0	1	2
Arizona	5	0	3	3	2	Florida	9	0	3	3	2	San Jose	6	0	2	2	2
Boston	9	2	3	5	9	Los Angeles	5	0	0	0	2	St. Louis	12	1	2	3	10
Buffalo	11	0	3	3	4	Minnesota	9	1	1	2	0	Tampa Bay	6	0	1	1	2
Calgary	6	0	2	2	0	Montreal	9	0	2	2	4	Toronto	9	1	0	1	0
Carolina	9	2	2	4	8	Nashville	8	0	1	1	2	Vancouver	1	0	1	1	0
Chicago	6	0	2	2	0	New Jersey	6	1	0	1	6	Vegas	1	0	0	0	0
Colorado	4	1	0	1	2	NY Islanders	8	0	1	1	2	Washington	10	0	2	2	0
Columbus	7	0	1	1	0	NY Rangers	9	0	2	2	0	Winnipeg	9	0	1	1	8
Dallas	11	2	1	3	0	Ottawa	9	0	1	1	12						
Detroit	12	1	0	1	4	Philadelphia	7	0	1	1	2						



**4 TYSON  
BARRIE**

**POSITION: DEFENSEMAN**

**HEIGHT: 5' 10"**

**WEIGHT: 190 LBS.**

**SHOOTS: RIGHT**

**BORN: JULY 26, 1991**

**BIRTHPLACE: VICTORIA, B.C.**

**TRANSACTIONS**

Colorado's fourth selection (third round, 64th overall) in the 2009 NHL Entry Draft.

**CAREER HIGHS**

**Goals/Game:** 2 (5x), last: Dec. 18, 2017 vs. Pittsburgh

**Assists/Game:** 4, Feb. 20, 2018 at Vancouver

**Points/Game:** 5, Feb. 20, 2018 at Vancouver

**Point Streak:** 11 games, Feb. 28–March 20, 2018

**Goal Streak:** 2 games (6x), last: March 18–20, 2018

**Assist Streak:** 4 games (5x), last: March 10–16, 2018

**Shots/Game:** 8 (2x), last: Dec. 22, 2016 vs. Toronto

**Ice Time/Game:** 29:44, March 20, 2018 at Vancouver

**Plus/Minus:** +3 (9x), last: March 18, 2018 vs. Detroit

**Consec. Games:** 86 games, Jan. 2, 2016–Jan. 17, 2017

**Multi Point Games:** 45 total – 2 pts (32), 3 pts (11), 4 pts (1), 5 pts (1)

**Career Shootouts:** 1–4 (25.0%), 1 GDG

**Career Penalty Shots:** No attempts

**2017-18 SEASON**

Led Colorado's defense and set career highs in points (57), goals (14) and assists (43)...His 57 points were the most by an Avalanche defenseman since Ray Bourque had 59 in 2000-01...Barrie's 43 assists were also the most by an Avs D since Bourque in 2000-01 (52)...Finished tied for 10th among NHL defensemen in both points and goals, and tied for 13th in assists... Scored seven power-play goals, tied for first among NHL defensemen, and the most by a Colorado blueliner since John-Michael Liles had eight in 2006-07...Barrie's 30 points (7g/23a) on the power play ranked third among NHL blueliners and were the most by an Avalanche

defenseman since Bourque (33) in 2000-01...Became the fourth blueliner in franchise history to record multiple 50-point seasons (Sandis Ozolinsh 4, Rob Blake 2, Jeff Brown 2) and the fourth to score 10+ goals in four different seasons (Blake, Liles, Ozolinsh all four)... The 2017-18 campaign marked the sixth consecutive season that Barrie has led Colorado's defense in goals and the fourth straight time that he's paced the Avs blue line in points...Finished with nine points (2g/7a) in October, the most by a Colorado defender in that month since Liles (11) in 2010...Was the first Avalanche defenseman to ever record points in each of his first six home games of a season, Oct. 11–Nov. 2...Barrie's six-game home point streak to begin a season was the second longest by any position in Colorado history (Alex Tanguay, 8, in 2005-06)...Tallied his 200th career NHL point on Oct. 28 against Chicago, becoming the sixth rearguard in franchise history to reach that milestone... Missed the contest on Nov. 16 vs. Washington due to an upper-body injury...Notched his 209th career point on Nov. 29 vs. Winnipeg, passing Blake (208) for fourth place on the franchise defenseman scoring list... Suffered a broken hand on Dec. 23 at Arizona, forcing him to miss 13 games from Dec. 27–Jan. 25...Was tied for second among NHL defensemen in scoring with 27 points at the time of his injury...Was placed on IR, Dec. 27 (retro to Dec. 23) and activated on Jan. 30... Became the first Avalanche/Nordiques defenseman to ever record five points in a game (1g/4a) on Feb. 20 at Vancouver...All five points came on the power play, the first NHL defenseman to have five power-play points in a game since Tomas Kaberle for Toronto on Oct. 26, 2009 at Anaheim...Became the first Avs player to record five points in a road game since Joe Sakic on Feb. 15, 2007 at Calgary...Barrie's four assists that night tied a franchise mark for a defender...Recorded a career-high 11-game point streak, Feb. 28–March 20, the longest by a defenseman in Avalanche history...Topped the previous mark of nine straight games with a point set by Kevin Shattenkirk and Liles during the 2010-11 campaign...He joined Quebec's Steve Duchesne (15, 1992-93) as the only blueliners in franchise history to post double-digit point streaks...Barrie's 11-game run was the longest by an NHL defenseman during the 2017-18 season...Potted his 57th career goal on March 10 vs. Arizona, passing Adam Foote (56) for fourth place on the franchise defenseman goals list... Appeared in his 400th NHL game on March 26 at Vegas. **PLAYOFFS:** Shared the team lead in assists (4) and led all Avalanche defensemen with four points (0g/4a) in six games during the 2018 Stanley Cup Playoffs...Was second on the club in ice time during the postseason with an average of 23:41...Tied his career playoff high with two assists/points in Game 2 of the first-round series at Nashville on April 14.

TYSON BARRIE | 4

# AVALANCHE PLAYERS

## CAREER

**2016-17:** Led all Colorado defensemen in scoring with 38 points (7g/31a) in 74 games...Also ranked first among team blueliners in goals and assists, with his 31 helpers finishing second on the club behind Nathan MacKinnon (37)...Barrie's 38 points tied him for third on the Avs...Led the Avalanche in ice time with an average of 23:18 per game...Also paced the club in even-strength ice time (19:41) and power-play ice time (3:04)...Scored his 12th career game-winning goal on Opening Night (Oct. 15) vs. Dallas, passing Sandis Ozolinsh for the most GWG by a blueliner in franchise history...Had a career-high eight shots on Oct. 29 at Arizona and again on Dec. 22 vs. Toronto...Led the team with nine assists in December, becoming the first Avalanche defenseman to record nine or more assists in the month of December since Rob Blake (9) in 2005-06...Had a five-game point streak from Dec. 23 to Jan. 2, the longest by an Avalanche player in 2016-17...Appeared in his 300th NHL game on Dec. 31 vs. NY Rangers...Missed eight of 10 games due to a lower-body injury, Jan. 19 to Feb. 11...Placed on IR, Jan. 24 (retro to Jan. 17) and activated on Jan. 31. **2015-16:** Led all Colorado defensemen in points (49), goals (13) and assists (36) while appearing in 78 games...Led the entire team with 21 power-play points (3g/18a), finished

second on the club in assists and was third in average ice time (23:11)...Barrie's 13 goals tied his career high from 2013-14, while his five game-winning tallies also matched his personal best from that same year...Served a three-game suspension, Oct. 18-24, for "charging and interference" on Oct. 16 at Anaheim...Appeared in his 200th NHL game on Nov. 14 at Montreal...Did not dress on Dec. 31 vs. Chicago due to illness...Was named the NHL's Third Star of the Week for Jan. 4-10 after leading all defensemen with six points (3g/3a) in four contests...Recorded his first career four-point game (2g/2a) on Jan. 4 vs. Los Angeles, becoming the first Avalanche defenseman to tally four points in a game since Derek Morris on Nov. 11, 2003 at San Jose...Tallied his first career short-handed goal on Jan. 14 vs. New Jersey...Picked up his 100th NHL assist on Jan. 22 vs. St. Louis...Recorded his first fighting major on Feb. 6 vs. Winnipeg. **2014-15:** Led all Colorado defensemen in points (53), goals (12-tied) and assists (41)...His 53 points ranked eighth among NHL defensemen and were the most by an Avalanche blueliner since 2001-02 (Rob Blake 56)...Led the entire team in assists and plus/minus rating (+5), while ranking second in average ice time (21:21) and power-play points (2g/14a)...Barrie and John-Michael Liles, who co-led the Avs with 40 helpers in

## STATISTICS

SEASON	TEAM	LEAGUE	REGULAR SEASON										PLAYOFFS				
			GP	G	A	PTS	PIM	+/-	PP	SH	GW	GP	G	A	PTS	PIM	
2006-07	Kelowna	WHL	7	0	3	3	2	-	-	-	-	-	-	-	-	-	
2007-08	Kelowna	WHL	64	9	34	43	32	-	-	-	-	7	1	3	4	0	
2008-09	Kelowna	WHL	68	12	40	52	31	-	-	-	-	22	4	14	18	12	
2009-10	Kelowna	WHL	63	19	53	72	31	-	-	-	-	12	3	8	11	6	
2010-11	Kelowna	WHL	54	11	47	58	34	-	-	-	-	10	2	9	11	8	
	Canada	WJC	7	1	2	3	0	-	-	-	-	-	-	-	-	-	
2011-12	Lake Erie	AHL	49	5	27	32	24	-	-	-	-	-	-	-	-	-	
	Colorado	NHL	10	0	0	0	0	-2	0	0	0	-	-	-	-	-	
2012-13	Lake Erie	AHL	38	7	22	29	7	-	-	-	-	-	-	-	-	-	
	Colorado	NHL	32	2	11	13	10	-11	1	0	1	-	-	-	-	-	
2013-14	Colorado	NHL	64	13	25	38	20	+17	4	0	5	3	0	2	2	0	
	Lake Erie	AHL	6	0	3	3	0	-	-	-	-	-	-	-	-	-	
2014-15	Colorado	NHL	80	12	41	53	26	+5	2	0	0	-	-	-	-	-	
	Canada	WC	10	1	5	6	0	-	-	-	-	-	-	-	-	-	
2015-16	Colorado	NHL	78	13	36	49	31	-16	3	1	5	-	-	-	-	-	
2016-17	Colorado	NHL	74	7	31	38	18	-34	1	0	2	-	-	-	-	-	
	Canada	WC	3	2	5	7	0	-	-	-	-	-	-	-	-	-	
2017-18	Colorado	NHL	68	14	43	57	22	-15	7	0	3	6	0	4	4	2	
<b>NHL TOTALS</b>			<b>406</b>	<b>61</b>	<b>187</b>	<b>248</b>	<b>127</b>	<b>-56</b>	<b>18</b>	<b>1</b>	<b>16</b>	<b>9</b>	<b>0</b>	<b>6</b>	<b>6</b>	<b>2</b>	

## VS. NHL

	GP	G	A	PTS	PIM		GP	G	A	PTS	PIM		GP	G	A	PTS	PIM
Anaheim	14	1	6	7	2	Edmonton	17	6	9	15	0	Pittsburgh	8	3	4	7	0
Arizona	18	2	5	7	2	Florida	9	2	6	8	10	San Jose	12	0	5	5	2
Boston	10	0	3	3	6	Los Angeles	17	3	4	7	8	St. Louis	26	1	7	8	10
Buffalo	9	3	2	5	4	Minnesota	24	2	9	11	6	Tampa Bay	10	2	6	8	2
Calgary	19	2	12	14	4	Montreal	7	1	3	4	2	Toronto	8	0	3	3	0
Carolina	8	3	3	6	0	Nashville	26	3	9	12	10	Vancouver	19	4	10	14	4
Chicago	24	7	17	24	10	New Jersey	10	2	4	6	0	Vegas	3	0	0	0	0
Colorado	-	-	-	-	-	NY Islanders	9	0	6	6	0	Washington	7	1	2	3	0
Columbus	11	2	9	11	6	NY Rangers	8	2	6	8	2	Winnipeg	22	1	7	8	11
Dallas	21	5	14	19	18	Ottawa	10	1	6	7	4						
Detroit	11	2	5	7	4	Philadelphia	9	0	5	5	0						

2010-11, are the only Avalanche/Nordiques defenseman to ever lead the team in assists...Tyson's 41 assists tied him for eighth among league rearguards...Was only the fourth Colorado defender to record 50 points in a season, joining Sandis Ozolinsh (four times), Blake (twice) and Bourque (once)...Recorded 37 of his points at even strength (10g/27a), tying the franchise record for a defenseman set by Steve Duchesne with Quebec in 1992-93...Only P.K. Subban (39) and John Carlson (38) had more even-strength points among league defenders (Barrie tied Roman Josi for third on that list)...Set a career high with 80 games played...Led the team with 10 assists (1g/10a) in November, the most by an Avalanche defenseman in that particular month since Blake had 11 in November of 2003...Missed two games due to a hip injury, Feb. 5-7...Recorded his 100th NHL point on March 28 vs. Buffalo...Following the season, Barrie helped Team Canada capture the gold medal at the 2015 IIHF World Championship held in the Czech Republic. **2013-14:** Led all Colorado defensemen with 13 goals, the most by an Avs blueliner since 2006-07 (John-Michael Liles 14)...Finished second among Avalanche defensemen in both points (38) and assists (25)...Scored three overtime goals, tying the single-season franchise record set by David Jones in 2010-11...Was the first NHL defenseman to score three OT goals in one season since Atlanta's Dustin Byfuglien in 2010-11...Has four career OT winners, the most by a blueliner in franchise history...Tallied five game-winning goals, tied for third among NHL defensemen and the second-most by a blueliner in franchise history (Derek Morris, 7, 2002-03)...Finished third on the team with a +17 plus/minus rating, the highest by an Avs D since Kurt Sauer was +17 in 2007-08...Was the first Colorado defender to have at least 13 goals and a +17 rating since Rob Blake in 2002-03...Spent the first month of the season with the Avalanche before being reassigned to Lake Erie on Nov. 4...Was recalled on Nov. 17 and spent the rest of the year in the NHL...Tallied the overtime winner on Jan. 8 vs. Ottawa...Did not dress on Jan. 11 at Minnesota due to a shoulder injury...Tallied his first career two-goal game, including the overtime winner, on Jan. 14 at Chicago...Was only the second defenseman in Avalanche/Nordiques history to post a multi-goal game that included an OT winner, joining Adam Foote on March 10, 2004 at Edmonton...Scored his third OT goal of the year on March 27 vs. Vancouver, tying the franchise record...Appeared in his 100th NHL game on April 1 at Columbus...Scored the tying goal with 58 seconds left in regulation and converted his first career shootout attempt on April 3 vs. NY Rangers...Became just the third Avalanche defenseman to ever participate in a shootout, joining Liles and Jordan Leopold...Missed the regular season finale on April 13 at Anaheim due to an upper body injury suffered on April 11 at San Jose. **PLAYOFFS:** Collected two assists in three playoff games prior to suffering a knee injury in Game 3 of the first-round series at Minnesota on April 21...Missed the

remainder of the playoffs...Tied for the team lead with a +3 plus/minus rating during the postseason...Recorded two assists and was +3 in his Stanley Cup Playoff debut on April 17 vs. Minnesota. **2012-13:** Led all Colorado defensemen in goals (2), assists (11) and points (13) while appearing in 32 games as a rookie...His 13 points ranked fifth among NHL rookie defensemen, trailing only Justin Schultz (27), Patrick Wiercioch (19), Dougie Hamilton (16) and Jake Muzzin (16)...All four of those players appeared in at least 10 more games than Barrie...Led the Avalanche in average ice time at 21:34 per game, the second-highest number among all rookie defensemen (Jonas Brodin 23:12)...Barrie's average ice time was the highest by an Avs rookie since the league began tracking the statistic...Made the Avalanche's Opening Night roster and appeared in 15 games for Colorado before being reassigned on March 12...Was recalled for the second time on March 25 and appeared in each of the final 17 games for the Avs...Recorded his first NHL point (assist) on Feb. 14 at Minnesota...Registered his first career multi-point game with a pair of assists on Feb. 16 at Edmonton...Tallied his first NHL goal on Feb. 18 vs. Nashville...Scored 50 seconds into overtime on March 30 vs. Nashville, becoming the first rookie defenseman in Avalanche history to score an OT goal...Was only the second rookie defenseman in NHL history to score an overtime winner in a 1-0 regular season game (Nashville's Cody Franson on March 20, 2010 vs. Columbus)...Logged 28:48 of ice time on April 26 at Phoenix, the most minutes by a rookie in Avalanche history...Prior to the start of the NHL season, Barrie spent the first half of the 2012-13 campaign with Lake Erie (AHL). **2011-12:** Spent most of his first professional season with Lake Erie (AHL) but also appeared in 10 games for the Avalanche...Led all Monsters defensemen in scoring with 32 points (5g/27a) despite playing only 49 games in the AHL...Was first recalled on Feb. 4 and made his NHL debut on Feb. 7 vs. Chicago...Appeared in four games with Colorado before being reassigned on Feb. 16...Recalled again on Feb. 23 and spent the next six weeks with the Avs, appearing in six games...Was reassigned to Lake Erie for the conclusion of the AHL season on April 8...Was selected to the Western Conference roster for the 2012 AHL All-Star Classic and scored a goal in the AHL All-Star Game on Jan. 30 in Atlantic City, N.J. **2010-11:** Named to the WHL's Western Conference First All-Star Team and was a finalist for the Bill Hunter Memorial Trophy as WHL Defenseman of the Year...Led all Kelowna Rockets defensemen and finished sixth among league blueliners with 58 points (11g/47a) in 54 games...Led the entire team in assists and points-per-game (1.07), while finishing third in overall scoring...Named captain of the Rockets prior to the season on Sept. 23...Was Kelowna's top-scoring defenseman during the playoffs with 11 points (2g/9a) in 10 contests...Finished his junior career as the highest scoring defenseman in Kelowna history with 228 points



## AVALANCHE PLAYERS

(51g/177a) in 256 regular season games...Signed an entry-level contract with the Avalanche on March 25, 2011. **2009-10:** Won the Bill Hunter Memorial Trophy as the WHL Defenseman of the Year after totaling 72 points (19g/53a) in 63 games for the Kelowna Rockets...Selected to the WHL Western Conference First All-Star Team and the Canadian Hockey League Second All-Star Team...Tied for first among league defensemen in scoring despite missing four weeks due to injury from Sept. 25 to Oct. 23 (knee/upper body)... Led all WHL blueliners in assists and points-per-game (1.14)...Ranked first on the team in points, assists, plus/minus (+14 -tied) and power-play goals (11)... Represented Team WHL at the 2009 Subway Super Series...Led all Kelowna defensemen in postseason scoring with 11 points (3g/8a) in 12 contests. **2008-09:** Led all Kelowna defensemen in goals (12), assists (40) and points (52)...Added 18 points (4g/14a) in 22 postseason contests to help the Rockets capture the WHL championship and advance to the 2009 Memorial Cup...Participated in the 2009 CHL Top Prospects Game. **2007-08:** Led all Rockets defensemen in goals (9), assists (34) and points (43) during his first season with Kelowna... Led all WHL rookie defenders in points and tied for second in goals...Added four points (1g/3a) in seven postseason contests...Selected to play for Team Pacific at the World Under-17 Hockey Challenge.

### INTERNATIONAL

Played for Canada's silver-medal entry at the 2017 IIHF World Championship in Germany/France, where he recorded seven points (2g/5a) in three games before

suffering a lower-body injury that forced him to miss the rest of the tournament...Helped Team Canada capture the gold medal at the 2015 IIHF World Championship held in the Czech Republic...Tallied six points (1g/5a) with a +12 plus/minus rating in 10 games at the tournament, helping the Canadians win their first gold medal at the world championships since 2007...His +12 rating tied him for third among all skaters at the event...Earned a silver medal with Team Canada at the 2011 IIHF World Junior Championship in Buffalo...Had a goal and two assists in seven games at the tournament.

### PERSONAL

Tyson's father, Len, played 184 NHL games over seven seasons with Philadelphia, Florida, Pittsburgh and Los Angeles...His uncle, Mike Barrie, was drafted by the Buffalo Sabres in 1993...On Martin Luther King Jr. Day in 2017, Tyson helped serve 1,200 meals at the annual Volunteers of America "Those Who Hunger Dinner"...As part of the NHL/NHLPA's Industry Growth Fund Grant Program, Tyson and Nathan MacKinnon joined 120 third to fifth graders for a Playworks Street Hockey clinic on Dec. 10, 2015 at High Tech Early College in Denver...Playworks is a non-profit aimed at improving the health and well-being of kids by increasing opportunities for physical activity...As part of Veterans Day in 2014, Tyson visited with military veterans at Fitzsimons Army Medical Center in Aurora, Colorado...Helped run a practice for the Avalanche's Pee Wee Team (University of Denver Jr. Pioneers) on Jan. 29, 2014 at Pepsi Center.





**57** GABRIEL BOURQUE

**POSITION:** LEFT WING  
**HEIGHT:** 5' 10"  
**WEIGHT:** 206 LBS.  
**SHOOTS:** LEFT  
**BORN:** SEPTEMBER 23, 1990  
**BIRTHPLACE:** RIMOUSKI, QUEBEC

**TRANSACTIONS**

Nashville's ninth selection (fifth round, 131st overall) in the 2009 NHL Entry Draft...Signed by Colorado as a free agent, Oct. 10, 2016.

**CAREER HIGHS**

**Goals/Game:** 2, April 8, 2014 at Dallas  
**Assists/Game:** 2 (4x), last: March 28, 2015 at Washington  
**Points/Game:** 2 (11x), last: Jan. 6, 2018 vs. Minnesota  
**Point Streak:** 4 games (2x), last: March 21-27, 2014  
**Goal Streak:** 3 games, March 12-15, 2013  
**Assist Streak:** 3 games, Feb. 25-28, 2012  
**Shots/Game:** 5 (3x), last: Jan. 26, 2014 at Edmonton  
**Ice Time/Game:** 21:13, March 30, 2013 at Colorado  
**Plus/Minus:** +4, Nov. 10, 2015 vs. Ottawa  
**Consec. GP:** 70 games, Dec. 29, 2014 - Nov. 27, 2015  
**Mult. Pt. Games:** 11 total - 2 pts (11)  
**Career Shootouts:** 1-6 (16.7%), 0 GDG  
**Career Penalty Shots:** None

**2017-18 SEASON**

Appeared in 58 games for the Avalanche (5g/6a), including each of the last 46 contests to finish the regular season...Finished fourth on the team in hits (123)... Ranked fourth among Avs forwards in short-handed ice time per game (1:54), helping Colorado's penalty kill to a top-five ranking...Began the year with San Antonio (AHL), recording two points (1g/1a) in five games before being recalled on Oct. 22...Left the Oct. 27th contest at Vegas due to an upper-body injury, forcing him to miss two games (Oct. 28-Nov. 2)...Was placed on IR, Oct. 27, and activated on Nov. 4...Had a career-high five blocked shots on Jan. 2 vs. Winnipeg...Scored his

first goal as a member of the Avalanche and added an assist to equal his career high with two points on Jan. 6 vs. Minnesota...Scored three goals in the month of February, tied for third on the team...Tallied goals in back-to-back games, Feb. 6-8, the first time he's done that since scoring in three straight from March 12-15, 2013...Notched the game winner on Feb. 11 at Buffalo, his first GWG since Nov. 25, 2013...Appeared in his 300th NHL game on March 26 at Vegas. **PLAYOFFS:** Scored two goals (2g/0a) while appearing in all six contests in the first round series against Nashville...Tallied goals in back-to-back playoff games for the first time in his career, April 14-16.

**CAREER**

**2016-17:** Attended Colorado's training camp on a professional tryout contract (PTO) before signing a one-year deal with the Avalanche on Oct. 10...Was in the lineup for the season opener against Dallas on Oct. 15 and wound up playing six games for the Avs (0g/0a)...Spent the majority of the season with San Antonio (AHL), registering 33 points (10g/23a) in 61 games...After beginning the year with Colorado, was reassigned to San Antonio on Oct. 31...Was recalled again on Nov. 30 and dressed in one more game for the Avs before being reassigned on Dec. 2. **2015-16:** Appeared in 22 games for the Predators during the 2015-16 season, tallying four points (1g/3a)...Missed 48 contests due to an upper-body injury he suffered on Nov. 27 at Philadelphia...Saw action in four games with Milwaukee (AHL). **2014-15:** Skated in 69 games for the Predators, tallying 13 points (3g/10a)...Finished third on the Preds in hits (141). **PLAYOFFS:** Dressed in all five playoff contests for Nashville (0g/0a)...Tied for third on the club in postseason hits (20). **2013-14:** Set career highs in games played (74), points (26) and assists (17) with the Predators...Recorded his first career multi-goal game on April 8 at Dallas. **2012-13:** Finished second on the Predators with 11 goals (11g/5a) during the shortened 2012-13 campaign...Shared the team lead in game-winning goals (2) and finished second on the club in power-play tallies (3-tied). **2011-12:** Made his NHL debut with the Predators in 2011-12, tallying 19 points (7g/12a) in 43 games...Also skated in 25 games for Milwaukee (AHL), notching 16 points (2g/14a)... Appeared in his first NHL game on Dec. 28 vs. Minnesota...Scored his first career NHL goal (also first point) on Jan. 5 vs. Dallas. **PLAYOFFS:** Dressed in all 10 playoff games for Nashville, finishing third on the club with five points (3g/2a)...Scored two goals, including the game winner, in his Stanley Cup Playoff debut in Game 1 of the Western Conference Quarterfinal against Detroit on April 11 at Bridgestone Arena...Became just the third player in the last 14 years to score two goals in his NHL postseason debut, joining Nashville's Alexander Radulov in 2007 (April 11, 2007 vs. San Jose) and Washington's Mike Green in 2008 (April 11, 2008)... Also scored in Game 4 at Detroit and assisted on David Legwand's series-clinching goal with 13 seconds left in

GABRIEL BOURQUE | 57

# AVALANCHE PLAYERS

regulation of Game 5 on April 20. **2010-11:** Skated in 78 games for the Milwaukee Admirals during his first professional season, recording 36 points (18g/18a)... Finished third on the Admirals in goals and was seventh in points...Went on to collect 13 points (7g/6a) in 13 postseason contests for Milwaukee...In his AHL playoff debut on April 14, Bourque tallied five points (2g/3a) in Game 1 of the Western Conference Semifinal series against the Texas Stars. **2009-10:** Finished his junior career by helping Moncton win the President's Trophy as QMJHL champions and advance to the 2010 Memorial Cup, earning the Guy Lafleur Trophy as playoff MVP in the process...Led the QMJHL with 19 playoff goals and finished third with 29 points in 21 postseason contests...Spent his second season as Baie-Comeau's team captain prior to being acquired by Moncton...Also earned a silver medal with Canada at the 2010 IIHF World Junior Championship in Saskatchewan. **2008-09:** Finished third on Baie-Comeau with 61 points (22g/39a) in 60 games while serving as team captain. **2007-08:** Appeared in 65 games during his first season with Baie-Comeau, tallying 28 points (10g/18a).

## INTERNATIONAL

Earned a silver medal with Canada at the 2010 IIHF World Junior Championship in Saskatchewan, recording nine points (3g/6a) in six games...Tied Canada's record for points in a world junior championship game with seven (3g/4a) in the tournament-opening victory over Latvia on Dec. 26.

## PERSONAL

Gabriel and his wife, Kristina, have two children, Malika and Liam...Participates in the Avalanche's TeamFit program, which teaches kids about nutrition and fitness, as well as the Break The Ice program, which teaches kids how to skate.

## STATISTICS

SEASON	TEAM	LEAGUE	REGULAR SEASON											PLAYOFFS			
			GP	G	A	PTS	PIM	+/-	PP	SH	GW	GP	G	A	PTS	PIM	
2007-08	Baie-Comeau	QMJHL	65	10	18	28	38	-	-	-	-	5	0	0	0	0	
2008-09	Baie-Comeau	QMJHL	60	22	39	61	82	-	-	-	-	5	0	2	2	16	
2009-10	Baie-Comeau	QMJHL	30	13	25	38	61	-	-	-	-	-	-	-	-	-	
	Moncton	QMJHL	25	3	11	14	37	-	-	-	-	21	19	10	29	18	
	Canada	WJC	6	3	6	9	4	-	-	-	-	-	-	-	-	-	
2010-11	Milwaukee	AHL	78	18	18	36	19	-	-	-	-	13	7	6	13	4	
2011-12	Milwaukee	AHL	25	2	14	16	23	-	-	-	-	-	-	-	-	-	
	Nashville	NHL	43	7	12	19	6	-2	0	0	1	10	3	2	5	4	
2012-13	Milwaukee	AHL	15	7	5	12	4	-	-	-	-	-	-	-	-	-	
	Nashville	NHL	34	11	5	16	4	+6	3	1	2	-	-	-	-	-	
2013-14	Nashville	NHL	74	9	17	26	8	-5	0	0	1	-	-	-	-	-	
2014-15	Nashville	NHL	69	3	10	13	10	-13	0	0	0	5	0	0	0	2	
2015-16	Nashville	NHL	22	1	3	4	18	0	0	0	0	-	-	-	-	-	
	Milwaukee	AHL	4	0	0	0	0	-	-	-	-	-	-	-	-	-	
2016-17	Colorado	NHL	6	0	0	0	0	0	0	0	0	-	-	-	-	-	
	San Antonio	AHL	61	10	23	33	20	-	-	-	-	-	-	-	-	-	
2017-18	San Antonio	AHL	5	1	1	2	4	-	-	-	-	-	-	-	-	-	
	Colorado	NHL	58	5	6	11	12	-6	0	0	1	6	2	0	2	0	
<b>NHL TOTALS</b>			<b>306</b>	<b>36</b>	<b>53</b>	<b>89</b>	<b>58</b>	<b>-20</b>	<b>3</b>	<b>1</b>	<b>5</b>	<b>21</b>	<b>5</b>	<b>2</b>	<b>7</b>	<b>6</b>	

## VS. NHL

	GP	G	A	PTS	PIM		GP	G	A	PTS	PIM		GP	G	A	PTS	PIM
Anaheim	15	0	4	4	6	Edmonton	13	1	2	3	2	Pittsburgh	6	2	0	2	0
Arizona	11	3	2	5	4	Florida	6	0	1	1	0	San Jose	12	2	3	5	2
Boston	5	0	0	0	0	Los Angeles	13	2	4	6	2	St. Louis	19	3	1	4	0
Buffalo	6	1	3	4	0	Minnesota	20	2	2	4	4	Tampa Bay	6	0	0	0	0
Calgary	11	1	2	3	0	Montreal	6	1	1	2	2	Toronto	5	1	1	2	0
Carolina	7	1	1	2	4	New Jersey	6	0	0	0	0	Vancouver	12	1	0	1	0
Chicago	17	1	5	6	2	Nashville	2	0	1	1	0	Vegas	3	0	0	0	0
Colorado	15	2	5	7	4	NY Islanders	7	0	0	0	2	Washington	6	0	2	2	0
Columbus	11	1	4	5	4	NY Rangers	7	0	1	1	4	Winnipeg	15	1	1	2	12
Dallas	19	5	3	8	0	Ottawa	7	2	1	3	4						
Detroit	10	3	0	3	0	Philadelphia	8	0	3	3	0						

Washington on April 15...It was his second career OT goal in the Stanley Cup Playoffs (also April 19, 2014 at Pittsburgh)...Tied his career playoff high with two goals in Game 5 at Washington on April 21.

**CAREER**

**2016-17:** Scored three short-handed goals, tied for first on the team and fifth in the NHL...Surpassed the 10+ goal mark for the third straight year...Appeared in his 300th career NHL game on Dec. 3 at Arizona...Missed nine games with an oblique strain from Feb. 25–March 11 and five games with an upper-body injury from Nov. 23–Dec. 1...Notched the short-handed game-winner on Nov. 18 vs. NY Rangers after receiving 30+ stitches when he was struck in the face by the puck earlier in the game. **PLAYOFFS:** Skated in four of Columbus' five postseason contests, tallying a goal and one assist... Was suspended for Game 3 of the first-round series against Pittsburgh for cross-checking during Game 2 on April 14. **2015-16:** Played in a career-high 73 games and tied his career best in points (24)...Had a personal-high three assists on Feb. 25 vs. New Jersey...Tallied his 100th career NHL point with an assist on March 4 vs. Edmonton. **2014-15:** Set a career high with 13 goals, tied for fifth on the Blue Jackets...Also established a personal best with three game-winning tallies, which tied for third on the club...Skated in his 200th NHL game on Feb. 22 at NY Rangers. **2013-14:** Established career highs in points (24), assists (15), penalty minutes (53) and average time-on-ice (16:06)...Skated in his 100th NHL game on Oct. 10 at Buffalo. **PLAYOFFS:** Recorded four points (2g/2a) while appearing in all six postseason contests for the Blue Jackets...Shared the team lead in plus/minus rating (+2) and finished tied for third in goals...Made his Stanley Cup Playoff debut in Game 1 of the first-round series at Pittsburgh on April 16...Scored his first two career playoff goals, including the OT game winner, in Game 2 at Pittsburgh on April 19. **2012-13:** Finished tied for fifth on the Blue Jackets with nine goals (9g/7a) in 42 games during the shortened NHL season...Scored his first career overtime goal on March 7 vs. Vancouver...Tallied his first career shootout marker (also the game-deciding goal) on March 10 at Detroit...Prior to the start of the NHL season, Calvert recorded 21 points (10g/11a) in 34 games for Springfield (AHL). **2011-12:** Began his second professional season with Columbus before playing the last 56 games with Springfield (AHL). **2010-11:** Split his first professional campaign between the Blue Jackets and Springfield (AHL)...Recorded 11 goals and 20 points (11g/9a) in just 42 games for the Blue Jackets, finishing tied for third on the club in plus/minus (+3) and tied for fifth in power-play tallies (3)... Was first recalled by Columbus on Jan. 6 and made his NHL debut on Jan. 7 at Anaheim...Scored his first NHL goal the next night on Jan. 8 at Los Angeles...Was recalled for the third and final time on Jan. 30 and spent the rest of the season with the Blue Jackets...Became the first NHL player to score at least 11 goals in his



**11 MATT CALVERT**

**POSITION:** LEFT WING  
**HEIGHT:** 5' 11"  
**WEIGHT:** 186 LBS.  
**SHOOTS:** LEFT  
**BORN:** DECEMBER 24, 1989  
**BIRTHPLACE:** BRANDON, MANITOBA

**TRANSACTIONS**

Columbus' fifth selection (fifth round, 127th overall) in the 2008 NHL Entry Draft...Signed by Colorado as a free agent, July 1, 2018.

**CAREER HIGHS**

**Goals/Game:** 3, Feb. 25, 2011 vs. Phoenix  
**Assists/Game:** 3, Feb. 25, 2016 vs. New Jersey  
**Points/Game:** 4, Feb. 25, 2011 vs. Phoenix  
**Point Streak:** 4 games, Feb. 18-27, 2011  
**Goal Streak:** 4 games, Feb. 18-27, 2011  
**Assist Streak:** 3 games, March 11-15, 2014  
**Shots/Game:** 7 (2x), last: Feb. 7, 2015 at Ottawa  
**Ice Time/Game:** 21:33, Dec. 27, 2014 vs. Boston  
**Plus/Minus:** +4 (2x), last: Nov. 4, 2016 vs. Montreal  
**Consec. Games:** 51, Jan. 23, 2016 - Nov. 21, 2016  
**Mult. Pt. Games:** 19 total – 2 pts (16), 3 pts (2), 4 pts (1)  
**Career Shootouts:** 1-10 (10%), 1 GDG  
**Career Penalty Shots:** None

**2017-18 SEASON**

Registered 24 points (9g/15a) in 69 games for the Columbus Blue Jackets, matching career highs in points and assists...Led the team with two short-handed goals...Missed 12 games due to an upper-body injury, Nov. 6-Dec. 1...Was placed on Injured Reserve, Nov. 6, and activated on Dec. 2...Skated in his 400th career NHL game on March 2 at Anaheim. **PLAYOFFS:** Led the Blue Jackets with three goals (3g/1a) in six games during the 2018 postseason...Also ranked first on the club in plus/minus rating (+4) and his four points tied him for third on the squad...Scored the overtime winner in Game 2 of the first-round series at

MATT CALVERT | 11

# AVALANCHE PLAYERS

first 25 career games since Pittsburgh's Evgeni Malkin scored 15 goals in his first 25 in the fall of 2006... Became just the second rookie in Blue Jackets history to register a hat trick when he had three goals and one assist, including the first game-winning tally of his NHL career, on Feb. 25 vs. Phoenix... Scored a goal in four straight games, Feb. 18-27. **2009-10:** Was named to the WHL East Second All-Star Team while serving as team captain for the Brandon Wheat Kings... Finished tied for fourth in the WHL in points (99), tied for third in goals (47), tied for second in game-winning goals (10) and led the league in short-handed tallies (9)... Ranked first on the Wheat Kings in goals and shared the team scoring lead along with Brayden Schenn... Went on to lead Brandon in playoff goals (9) and ranked second in points (16) in 15 postseason contests... Was named to the Memorial Cup All-Star Team after helping the host Wheat Kings reach the final against the eventual-champion Windsor Spitfires... Tied for the team lead with three goals (3g/1a) in five games during the Memorial Cup tournament. **2008-09:** Led Brandon in power play goals (12) and was second in plus/minus rating (+10) while recording 67 points (28g/39a) in 58 games... Served as an alternate captain... Ranked first on the team in playoff goals (9), while finishing third in points (17) in 12 postseason contests. **2007-08:** Led the Wheat Kings in plus/minus rating (+26), finished second in both points (64) and assists (40), and ranked fourth in goals (24-tied) during his first season with Brandon... Finished fourth among WHL rookies in

points and goals (tied), while ranking third in assists... Tied for first among league rookies with three short-handed goals... Added three points (1g/2a) in six playoff contests. **Other:** Prior to joining the WHL Wheat Kings, Calvert played for the Brandon Wheat Kings Midget AAA team (MMHL).

## PERSONAL

Matt and his wife, Courtney, have two children, Kasey and Beau... Hosts the Matt Calvert Charity Shootout in Manitoba each summer to benefit KidSport, which provides support to children in order to remove financial barriers that prevent them from playing organized sport... The 2018 Matt Calvert Shootout raised \$42,176.18.

## STATISTICS

SEASON	TEAM	LEAGUE	REGULAR SEASON										PLAYOFFS				
			GP	G	A	PTS	PIM	+/-	PP	SH	GW	GP	G	A	PTS	PIM	
2007-08	Brandon	WHL	72	24	40	64	53	-	-	-	-	6	1	2	3	2	
2008-09	Brandon	WHL	58	28	39	67	58	-	-	-	-	12	9	8	17	22	
2009-10	Brandon	WHL	68	47	52	99	70	-	-	-	-	15	9	7	16	15	
2010-11	Springfield	AHL	38	13	12	25	12	-	-	-	-	-	-	-	-	-	
	<b>Columbus</b>	<b>NHL</b>	<b>42</b>	<b>11</b>	<b>9</b>	<b>20</b>	<b>12</b>	<b>3</b>	<b>3</b>	<b>0</b>	<b>1</b>	-	-	-	-	-	
2011-12	<b>Columbus</b>	<b>NHL</b>	<b>13</b>	<b>0</b>	<b>3</b>	<b>3</b>	<b>16</b>	<b>-5</b>	<b>0</b>	<b>0</b>	<b>0</b>	-	-	-	-	-	
	Springfield	AHL	56	17	19	36	52	-	-	-	-	-	-	-	-	-	
2012-13	Springfield	AHL	34	10	11	21	39	-	-	-	-	-	-	-	-	-	
	<b>Columbus</b>	<b>NHL</b>	<b>42</b>	<b>9</b>	<b>7</b>	<b>16</b>	<b>32</b>	<b>-9</b>	<b>0</b>	<b>1</b>	<b>2</b>	-	-	-	-	-	
2013-14	<b>Columbus</b>	<b>NHL</b>	<b>56</b>	<b>9</b>	<b>15</b>	<b>24</b>	<b>53</b>	<b>-1</b>	<b>2</b>	<b>0</b>	<b>1</b>	<b>6</b>	<b>2</b>	<b>2</b>	<b>4</b>	<b>4</b>	
2014-15	<b>Columbus</b>	<b>NHL</b>	<b>56</b>	<b>13</b>	<b>10</b>	<b>23</b>	<b>28</b>	<b>1</b>	<b>0</b>	<b>0</b>	<b>3</b>	-	-	-	-	-	
2015-16	<b>Columbus</b>	<b>NHL</b>	<b>73</b>	<b>11</b>	<b>13</b>	<b>24</b>	<b>51</b>	<b>1</b>	<b>1</b>	<b>0</b>	<b>1</b>	-	-	-	-	-	
2016-17	<b>Columbus</b>	<b>NHL</b>	<b>65</b>	<b>10</b>	<b>5</b>	<b>15</b>	<b>48</b>	<b>-4</b>	<b>0</b>	<b>3</b>	<b>1</b>	<b>4</b>	<b>1</b>	<b>1</b>	<b>2</b>	<b>4</b>	
2017-18	<b>Columbus</b>	<b>NHL</b>	<b>69</b>	<b>9</b>	<b>15</b>	<b>24</b>	<b>33</b>	<b>-10</b>	<b>1</b>	<b>2</b>	<b>0</b>	<b>6</b>	<b>3</b>	<b>1</b>	<b>4</b>	<b>4</b>	
<b>NHL TOTALS</b>			<b>416</b>	<b>72</b>	<b>77</b>	<b>149</b>	<b>273</b>	<b>-24</b>	<b>7</b>	<b>6</b>	<b>9</b>	<b>16</b>	<b>6</b>	<b>4</b>	<b>10</b>	<b>12</b>	

## VS. NHL

	GP	G	A	PTS	PIM		GP	G	A	PTS	PIM		GP	G	A	PTS	PIM	
Anaheim	13	1	1	2	12	Edmonton	12	3	5	8	17		Pittsburgh	17	4	2	6	6
Arizona	14	5	1	6	8	Florida	16	2	6	8	6		San Jose	12	2	4	6	8
Boston	14	4	2	6	13	Los Angeles	15	3	1	4	6		St. Louis	15	4	2	6	18
Buffalo	13	5	2	7	2	Minnesota	13	0	3	3	27		Tampa Bay	12	0	2	2	4
Calgary	9	4	4	8	8	Montreal	9	0	1	1	11		Toronto	13	3	7	10	7
Carolina	13	2	2	4	0	New Jersey	15	4	5	9	6		Vancouver	14	3	0	3	0
Chicago	18	3	2	5	15	Nashville	18	3	2	5	6		Vegas	2	1	0	1	0
Colorado	12	0	1	1	2	NY Islanders	18	0	2	2	9		Washington	17	2	7	9	27
Columbus	-	-	-	-	-	NY Rangers	16	4	0	4	7		Winnipeg	11	0	2	2	11
Dallas	15	3	2	5	2	Ottawa	10	1	2	3	11							
Detroit	19	2	5	7	11	Philadelphia	21	4	2	6	13							



**28 IAN COLE**

**POSITION:** DEFENSEMAN  
**HEIGHT:** 6' 1"  
**WEIGHT:** 219 LBS.  
**SHOOTS:** LEFT  
**BORN:** FEBRUARY 21, 1989  
**BIRTHPLACE:** ANN ARBOR, MICHIGAN

**TRANSACTIONS**

St. Louis' second pick (first round, 18th overall) in the 2007 NHL Entry Draft...Acquired by Pittsburgh in exchange for Robert Bortuzzo and Pittsburgh's seventh-round pick (Filip Helt) in the 2016 NHL Draft, March 2, 2015...Acquired by Ottawa, along with Filip Gustavsson and Pittsburgh's first-round pick (later traded to NY Rangers – Rangers selected K'Andre Miller) in the 2018 NHL Draft, in exchange for Vincent Dunn and Ottawa's third-round choice (later traded to Colorado – Avalanche selected Justus Annunen) in the 2018 NHL Draft, Feb. 23, 2018...Acquired by Columbus in exchange for Nick Moutrey and Columbus' third-round pick in the 2020 NHL Draft, Feb. 26, 2018...Signed by Colorado as a free agent, July 1, 2018.

**CAREER HIGHS**

**Goals/Game:** 1 (20x), last: March 12, 2018 vs. Montreal  
**Assists/Game:** 2 (9x), last: March 20, 2018 at NY Rangers  
**Points/Game:** 2 (14x), last: March 20, 2018 at NY Rangers  
**Point Streak:** 5 games, March 29–April 7, 2015  
**Goal Streak:** None  
**Assist Streak:** 5 games, March 29–April 7, 2015  
**Shots/Game:** 5 (3x), last: Jan. 5, 2018 at NY Islanders  
**Ice Time/Game:** 27:20, April 11, 2015 at Buffalo  
**Plus/Minus:** +3 (10x), last: Feb. 17, 2018 vs. Toronto  
**Consec. Games:** 106, Feb. 21, 2016 - April 8, 2017  
**Multiple Point Games:** 14 total – 2 pts (14)  
**Career Shootouts:** No attempts  
**Career Penalty Shots:** No attempts

**2017-18 SEASON**

Recorded 13 points (3g/10a) in 47 games with Pittsburgh before being traded to Ottawa on Feb. 23 and then to Columbus three days later on Feb. 26...Went on to pick up seven points (2g/5a) in 20 regular-season games for the Blue Jackets...His five combined goals between the two teams equaled a career high, while his 20 combined points were the second most of his career...Skated in his 400th NHL game on March 27 at Edmonton. **PLAYOFFS:** Recorded three assists (0g/3a) in six playoff contests for Columbus.

**CAREER**

**2016-17:** Set career highs in points (26), assists (21), plus/minus (+26), shots (89), average ice time (19:49) and games played (81), while matching a career high in goals (5)...Set a Penguins record with 194 blocked shots, besting Rob Scuderi's previous mark of 164 in 2008-09...Ranked third in the league in blocked shots behind Edmonton's Kris Russell (213) and Ottawa's Erik Karlsson (201). **PLAYOFFS:** Helped the Penguins capture their second-straight Stanley Cup, the first NHL franchise to win back-to-back championships since the Detroit Red Wings in 1997 and 1998...Appeared in all 25 postseason contests and tallied nine points (0g/9a), second among Pittsburgh defensemen...His nine assists tied for first among Pens rearguards and he led the NHL with 62 blocked shots...Finished second on the club in short-handed time-on-ice (2:31)...Recorded his first career playoff multi-point game with a pair of assists in Game 2 of the first-round series against Columbus (April 14 in Pittsburgh)...Posted a "plus" rating in six consecutive playoff contests from May 19-31. **2015-16:** Recorded 12 assists (0g/12a) in 70 regular-season contests with Pittsburgh...Tied Kris Letang for the team lead with 122 blocked shots. **PLAYOFFS:** Skated in all 24 playoff games in helping the Penguins win the 2016 Stanley Cup...Tallied a goal and two assists while leading the Pens in blocked shots (52) and short-handed time-on-ice (2:46)...Scored his first career playoff goal in Game 4 of the Stanley Cup Final at San Jose (June 6), giving the Penguins a 1-0 lead en route to a 3-1 victory and 3-1 series lead...It was his only goal of the 2015-16 campaign, including the regular season. **2014-15:** Was acquired by Pittsburgh at the trade deadline on March 2 and recorded eight points (1g/7a) in 20 regular-season contests with the Penguins...Skated in 54 games with the Blues prior to the trade, tallying nine points (4g/5a) with a +16 plus/minus rating. **PLAYOFFS:** Appeared in all five postseason contests with the Penguins, notching two assists (0g/2a)...Recorded his first career playoff point with an assist in Game 2 of the first-round series at Madison Square Garden against the Rangers. **2013-14:** Tallied 11 points (3g/8a) with a +15 plus/minus rating in 56 games for the Blues. **PLAYOFFS:** Was on the Blues' postseason roster but did not dress in any playoff contests. **2012-13:** Appeared in 15 games (0g/1a) for the Blues during the shortened 2012-13 campaign...Prior to the start of the NHL season, Cole recorded 14 points (3g/11a) in 34 contests with Peoria (AHL). **2011-12:** Split

IAN COLE | 28

# AVALANCHE PLAYERS

the campaign between St. Louis and Peoria...Skated in 26 games for the Blues, totaling six points (1g/5a). **PLAYOFFS:** Saw his first action in the Stanley Cup Playoffs, dressing in two games for the Blues...Made his Stanley Cup Playoff debut in Game 2 of the Western Conference Semifinal against Los Angeles on April 20. **2010-11:** Split time between Peoria (AHL) and the Blues in his first full professional campaign...Recorded four points (1g/3a) in 26 games with St. Louis...Made his NHL debut on Nov. 6 at Boston...Recorded his first NHL goal and first assist on March 9 at Columbus. **2009-10:** Recorded 19 points (3g/16a) in 30 games during his junior campaign at Notre Dame...Joined the Peoria Rivermen of the American Hockey League at the completion of his NCAA season, skating in nine contests (1g/5a). **2008-09:** Was named to the CCHA First All-Star Team and the NCAA West First All-American Team as a sophomore at Notre Dame...Was the first Notre Dame defenseman to be named an all-american since 1999 (Benoit Cotnoir)...Led all Irish blueliners with 26 points (6g/20a) in 38 contests...Finished fourth among CCHA defenders in scoring, averaging 0.68 points-per-game...Was named to the CCHA All-Tournament Team after helping the Irish win the conference championship.

**2007-08:** Helped Notre Dame to its first-ever Frozen Four and first national title game in school history as a freshman in 2008. **Other:** Prior to enrolling at Notre Dame, Ian spent two seasons with the United States National Team Development Program in his hometown of Ann Arbor, Mich., from 2005-07.

## INTERNATIONAL

Represented the United States at the 2008 and 2009 IIHF World Junior Championship...Finished tied for second among USA defensemen in scoring with four points (2g/2a) in six games at the 2009 IIHF World Junior Championship in Ottawa...Won a silver medal and was named one of Team USA's top three players at the 2007 World Under-18 Championship in Finland...Led all tournament defensemen with four goals and finished tied for second among all rearguards with five points (4g/1a) in seven games during that event...Also won a silver medal at the 2006 World U-17 Hockey Challenge.

## PERSONAL

Ian is married (Jordan)...Participated in the Chicago Charity Hockey Classic to benefit Special Olympics Chicago in August 2018.

## STATISTICS

SEASON	TEAM	LEAGUE	GP	REGULAR SEASON										PLAYOFFS				
				G	A	PTS	PIM	+/-	PP	SH	GW	GP	G	A	PTS	PIM		
2005-06	U.S. Nat'l U-17	USA	18	2	1	3	14	-	-	-	-	-	-	-	-	-	-	-
	U.S. Nat'l U-17	NAHL	40	2	8	10	75	-	-	-	-	-	-	-	-	-	-	-
2006-07	U.S. Nat'l U-18	USA	42	6	11	17	36	-	-	-	-	-	-	-	-	-	-	-
	U.S. Nat'l U-18	NAHL	16	2	7	9	28	-	-	-	-	-	-	-	-	-	-	-
2007-08	Notre Dame	CCHA	43	8	12	20	40	-	-	-	-	-	-	-	-	-	-	-
	United States	WJC	6	0	0	0	6	-	-	-	-	-	-	-	-	-	-	-
2008-09	Notre Dame	CCHA	38	6	20	26	58	-	-	-	-	-	-	-	-	-	-	-
	United States	WJC	6	2	2	4	4	-	-	-	-	-	-	-	-	-	-	-
2009-10	Notre Dame	CCHA	30	3	16	19	55	-	-	-	-	-	-	-	-	-	-	-
	Peoria	AHL	9	1	4	5	4	-	-	-	-	-	-	-	-	-	-	-
2010-11	Peoria	AHL	44	5	10	15	63	-	-	-	-	-	-	-	-	-	-	-
	St. Louis	NHL	26	1	3	4	35	+6	0	0	0	-	-	-	-	-	-	-
2011-12	Peoria	AHL	22	1	3	4	26	-	-	-	-	-	-	-	-	-	-	-
	St. Louis	NHL	26	1	5	6	22	+7	0	0	0	2	0	0	0	0	0	0
2012-13	Peoria	AHL	34	3	11	14	43	-	-	-	-	-	-	-	-	-	-	-
	St. Louis	NHL	15	0	1	1	10	-4	0	0	0	-	-	-	-	-	-	-
2013-14	St. Louis	NHL	46	3	8	11	31	+15	0	0	0	-	-	-	-	-	-	-
2014-15	St. Louis	NHL	54	4	5	9	44	+16	0	0	0	-	-	-	-	-	-	-
	Pittsburgh	NHL	20	1	7	8	7	-2	0	0	0	5	0	2	2	8		
2015-16	Pittsburgh	NHL	70	0	12	12	59	-3	0	0	0	24	1	2	3	14		
2016-17	Pittsburgh	NHL	81	5	21	26	72	+26	0	0	1	25	0	9	9	22		
2017-18	Pittsburgh	NHL	47	3	10	13	52	+3	0	0	0	-	-	-	-	-	-	
	Columbus	NHL	20	2	5	7	24	+11	0	0	0	6	0	3	3	2		
<b>NHL TOTALS</b>			<b>405</b>	<b>20</b>	<b>77</b>	<b>97</b>	<b>356</b>	<b>+75</b>	<b>0</b>	<b>0</b>	<b>1</b>	<b>62</b>	<b>1</b>	<b>16</b>	<b>17</b>	<b>46</b>		

## VS. NHL

	GP	G	A	PTS	PIM		GP	G	A	PTS	PIM		GP	G	A	PTS	PIM
Anaheim	17	2	3	5	10	Edmonton	16	1	3	4	13	Pittsburgh	4	1	1	2	2
Arizona	13	0	2	2	6	Florida	9	1	0	1	4	San Jose	16	1	8	9	32
Boston	12	0	1	1	10	Los Angeles	15	0	0	0	16	St. Louis	8	0	0	0	4
Buffalo	13	0	2	2	13	Minnesota	13	0	1	1	8	Tampa Bay	8	0	2	2	7
Calgary	11	1	2	3	6	Montreal	12	2	1	3	4	Toronto	11	0	2	2	8
Carolina	14	1	3	4	10	Nashville	17	1	3	4	17	Vancouver	12	1	1	2	12
Chicago	17	1	3	4	18	New Jersey	13	0	1	1	13	Vegas	3	3	0	3	4
Colorado	19	0	4	4	16	NY Islanders	14	0	2	2	17	Washington	16	0	1	1	18
Columbus	24	2	5	7	29	NY Rangers	14	0	8	8	14	Winnipeg	10	0	3	3	2
Dallas	13	1	3	4	4	Ottawa	11	1	4	5	11						
Detroit	18	0	4	4	14	Philadelphia	12	0	4	4	14						



**37** J.T. **COMPHER**

**POSITION:** LEFT WING  
**HEIGHT:** 6' 0"  
**WEIGHT:** 193 LBS.  
**SHOOTS:** RIGHT  
**BORN:** APRIL 8, 1995  
**BIRTHPLACE:** NORTHBROOK, ILLINOIS

**TRANSACTIONS**

Buffalo's third choice (second round, 35th overall) in the 2013 NHL Draft... Acquired by Colorado, along with Mikhail Grigorenko, Nikita Zadorov and a second-round pick (later traded to San Jose – San Jose selected Jeremy Roy) in the 2015 NHL Draft, in exchange for Jamie McGinn and Ryan O'Reilly, June 26, 2015.

**CAREER HIGHS**

**Goals/Game:** 2, March 13, 2018 at Minnesota  
**Assists/Game:** 2, Dec. 9, 2017 at Florida  
**Points/Game:** 2 (3x), last: March 13, 2018 at Minnesota  
**Point Streak:** 3 games, Oct. 7-11, 2017  
**Goal Streak:** 2 games, Jan. 30–Feb. 1, 2018  
**Assist Streak:** None  
**Shots/Game:** 5 (2x), last: Dec. 11, 2017 at Pittsburgh  
**Ice Time/Game:** 22:33, Dec. 3, 2017 vs. Dallas  
**Plus/Minus:** +3 (2x), last: Feb. 6, 2018 vs. San Jose  
**Consec. Games:** 34 games, Jan. 30, 2018 – present  
**Mult. Pt. Games:** 3 total – 2 pts (3)  
**Career Shootouts:** No attempts  
**Career Penalty Shots:** No attempts

**2017-18 SEASON**

Totaled 13 goals and 23 points in 69 games during his first full NHL season with the Avalanche... Scored two overtime goals, the first rookie in Avalanche/Nordiques franchise history to score two OT winners in a season... Was one of four NHL rookies with two or more OT winners in 2017-18, joining Kyle Connor (3), Christian Fischer (2) and Clayton Keller (2)... Tied for second among NHL rookies with two short-handed goals, the first Avalanche rookie with two SHG in a season since Ryan O'Reilly in 2009-10... Finished

tied for second on the team with three game-winning goals... Compher was the first rookie in Avalanche history (since 1995-96) to score two or more PPG, SHG and GWG in the same season... Made his first appearance on an NHL Opening Night roster... Had a three-game point streak, Oct. 7-11, longest of his NHL career... Scored his first career short-handed goal on Oct. 9 at Boston... Suffered a hand injury on Oct. 19 vs. St. Louis, forcing him to miss six games... Was placed on IR, Oct. 22 (retroactive to Oct. 19) and activated on Nov. 10... Talled his first career multi-point game with a pair of assists on Dec. 9 at Florida... Scored his first career overtime goal on Dec. 29 vs. Toronto and notched his second on Feb. 1 at Edmonton... Missed six games due to an upper-body injury, Dec. 31–Jan. 15... Was placed on IR, Jan. 1 (retroactive to Dec. 29) and activated on Jan. 18... Did not dress on Jan. 25 at St. Louis (illness)... Talled his first career multi-goal game on March 13 at Minnesota. **PLAYOFFS:** Recorded three assists (0g/3a) in six postseason games for the Avalanche... His three helpers tied for third on the squad... Made his Stanley Cup Playoff debut in Game 1 of the first-round series at Nashville on April 12... Recorded his first career playoff point with an assist in Game 2 at Nashville on April 14... Assisted on the game-winning goal with 1:28 left in regulation in Game 5 at Nashville on April 20.

**CAREER**

**2016-17:** Split his first professional season between San Antonio (AHL) and the Avalanche... Spent the first half of the year with the Rampage, tallying 30 points (13g/17a) in 41 games... Was recalled by the Avs on March 1 and appeared in each of Colorado's final 21 games to end the year, recording five points (3g/2a)... Made his NHL debut on March 2 at Ottawa... Scored his first NHL goal, the game winner, on March 15 vs. Detroit... Picked up his first career assist on April 2 at Minnesota. **2015-16:** Named one of 10 finalists for the Hobey Baker Award after tallying 63 points (16g/47a) in 38 games while captaining the University of Michigan as a junior... Named a Second-Team (West) All-American and earned All-Big Ten First Team honors... Led the nation in assists and finished second in points behind teammate Kyle Connor (71)... His 47 assists were the most by a Michigan player since Brendan Morrison set the school record with 57 in 1996-97... Finished second in the country in points-per-game (1.66), trailing only Connor (1.87)... Led the conference and ranked fourth in the nation in plus/minus rating (+35)... Played most of the season on a line with Connor and Tyler Motte ("CCM Line"), with the trio contributing over half of the team's 136 goals (70 goals, 51.5%) after being put together on Dec. 4... Joined the 100-point club after recording two assists on Feb. 19 vs. Ferris State, the first UM junior to reach 100 points since Carl Hagelin in 2010... Notched five assists against Penn State in the Big Ten Semifinal on March 18, becoming the first Michigan player to record five helpers in a game since Chad Kolarik on March 28, 2008... Recorded three points (1g/2a) vs. Minnesota in the Big Ten Championship Game on March 19... Was named to the NCAA Midwest Regional All-Tournament Team after scoring two goals in

J.T. COMPHER | 37



# AVALANCHE PLAYERS

the Regional Final against North Dakota on March 26... Ended his college career with 118 points (39g/79a) in 107 games...Signed a three-year, entry-level contract with Colorado after the season on April 25. **2014-15:** Registered 24 points (12g/12a) in 34 games during his sophomore season at the University of Michigan... Also played for the United States at the 2015 IIHF World Junior Championship. **2013-14:** Was named the Big Ten Rookie of the Year after recording 31 points (11g/20a) in 35 games...Earned spots on the Big Ten Second All-Star Team and All-Rookie Team...Led the Wolverines in points, assists, plus/minus rating (+13) and short-handed goals (3)...Named the recipient of Michigan's Hal Downes Award as Team MVP, Hazel "Doc" Losh Award as the team's scoring leader and DeKer Club Rookie of the Year Award. **2012-13:** Recorded 50 points (18g/32a) in 52 games with the United States National Team Development Program's Under-18 Team, which included 24 points (7g/17a) in 21 USHL games for the squad. **2011-12:** Split time between the U.S. National Team Development Program's Under-17 and Under-18 teams.

## INTERNATIONAL

Represented Team USA at the 2017 IIHF World Championship in Germany/France...Appeared in all eight games for the Americans, recording two goals (2g/0a)... Also played for the U.S. Men's National Team at the 2016 IIHF World Championship in Russia, registering three points (1g/2a) while playing in all 10 games...Represented the United States at the 2015 IIHF World Junior Championship

in Toronto/Montreal, appearing in five games (0g/0a)... Captained Team USA to a silver medal at the 2013 IIHF World Under-18 Championship...Named one of the top three players on the U.S. squad by the tournament coaches after recording seven points (3g/4a) in seven games... Recorded five points (2g/3a) in six games at the 2012 IIHF World Under-18 Championship, helping the United States to the gold medal...Tallied five points (4g/1a) in four games at the 2013 Five Nations Tournament...Won a silver medal with Team USA at the World Under-17 Hockey Challenge in 2011-12 where he had nine points (3g/6a) in five contests.

## PERSONAL

Full name is Joseph Taylor Compher...Hosted a 3-on-3 hockey tournament near his hometown of Northbrook, Illinois in August 2017, which raised money for the Northbrooke Bluehawks Scholarship fund...Helped raise money for prostate cancer research in 2011 when the U.S. NTDP Under-17 team played the Chicago Steel (USHL), which is near his hometown of Northbrook after his father Bob's successful recovery from treatment...Participates in the Avalanche's Break The Ice program, which teaches kids how to skate...On Nov. 30, 2017, J.T. participated in a floor hockey clinic with 200 elementary-aged school children and their families from Playworks Colorado as part of the Avalanche Street/Floor Hockey program and NHL Hockey is for Everyone initiative.

## STATISTICS

SEASON	TEAM	LEAGUE	REGULAR SEASON										PLAYOFFS				
			GP	G	A	PTS	PIM	+/-	PP	SH	GW	GP	G	A	PTS	PIM	
2011-12	U.S. Nat'l U-17	NTDP	17	8	15	23	18	-	-	-	-	-	-	-	-	-	
	U.S. Nat'l U-17	USHL	32	13	14	27	37	-	-	-	-	-	-	-	-	-	
	U.S. Nat'l U-18	NTDP	9	4	3	7	4	-	-	-	-	-	-	-	-	-	
2012-13	U.S. Nat'l U-18	NTDP	31	11	15	26	18	-	-	-	-	-	-	-	-	-	
	U.S. Nat'l U-18	USHL	21	7	17	24	23	-	-	-	-	-	-	-	-	-	
2013-14	Univ. of Michigan	Big Ten	35	11	20	31	22	-	-	-	-	-	-	-	-	-	
2014-15	Univ. of Michigan	Big Ten	34	12	12	24	40	-	-	-	-	-	-	-	-	-	
	United States	WJC	5	0	0	0	0	-	-	-	-	-	-	-	-	-	
2015-16	Univ. of Michigan	Big Ten	38	16	47	63	28	-	-	-	-	-	-	-	-	-	
	United States	WC	10	1	2	3	2	-	-	-	-	-	-	-	-	-	
2016-17	San Antonio	AHL	41	13	17	30	22	-	-	-	-	-	-	-	-	-	
	Colorado	NHL	21	3	2	5	4	0	1	0	1	-	-	-	-	-	
	United States	WC	8	2	0	2	0	-	-	-	-	-	-	-	-	-	
<b>2017-18</b>	<b>Colorado</b>	<b>NHL</b>	<b>69</b>	<b>13</b>	<b>10</b>	<b>23</b>	<b>20</b>	<b>-29</b>	<b>4</b>	<b>2</b>	<b>3</b>	<b>6</b>	<b>0</b>	<b>3</b>	<b>3</b>	<b>2</b>	
<b>NHL TOTALS</b>			<b>90</b>	<b>16</b>	<b>12</b>	<b>28</b>	<b>24</b>	<b>-29</b>	<b>5</b>	<b>2</b>	<b>4</b>	<b>6</b>	<b>0</b>	<b>3</b>	<b>3</b>	<b>2</b>	

## VS. NHL

	GP	G	A	PTS	PIM		GP	G	A	PTS	PIM		GP	G	A	PTS	PIM
Anaheim	2	0	0	0	2	Edmonton	5	2	0	2	2	Pittsburgh	2	1	0	1	0
Arizona	4	1	0	1	0	Florida	2	0	2	2	2	San Jose	3	1	1	2	0
Boston	2	1	1	2	0	Los Angeles	3	0	0	0	0	St. Louis	8	1	1	2	0
Buffalo	2	0	0	0	0	Minnesota	5	3	2	5	0	Tampa Bay	2	0	0	0	0
Calgary	4	0	0	0	0	Montreal	2	1	0	1	0	Toronto	2	1	1	2	0
Carolina	2	0	1	1	2	New Jersey	3	1	1	2	2	Vancouver	3	1	0	1	0
Chicago	5	0	0	0	2	Nashville	4	1	0	1	0	Vegas	2	0	1	1	0
Colorado	-	-	-	-	-	NY Islanders	-	-	-	-	-	Washington	3	0	0	0	2
Columbus	1	0	0	0	0	NY Rangers	2	0	0	0	2	Winnipeg	4	0	1	1	2
Dallas	4	0	0	0	2	Ottawa	4	0	0	0	4						
Detroit	4	1	0	1	0	Philadelphia	1	0	0	0	0						

J.T. COMPHER | 37



**49 SAMUEL GIRARD**

**POSITION:** DEFENSEMAN  
**HEIGHT:** 5' 10"  
**WEIGHT:** 162 LBS.  
**SHOOTS:** LEFT  
**BORN:** MAY 12, 1998  
**BIRTHPLACE:** ROBERVAL, QUEBEC

**TRANSACTIONS**

Nashville's second selection (second round, 47th overall) in the 2016 NHL Draft... Acquired by Colorado, along with Vladislav Kamenev and a second-round pick in 2018 (later traded to Pittsburgh—Pittsburgh selected Filip Hallander), as well as Shane Bowers, Andrew Hammond, a first-round pick in either 2018 or 2019 and a third-round pick in 2019 from Ottawa; and the Avalanche sent Matt Duchene to Ottawa, and Nashville received Kyle Turris from Ottawa to complete the trade, Nov. 5, 2017.

**CAREER HIGHS**

**Goals/Game:** 1 (4x), last: April 7, 2018 vs. St. Louis  
**Assists/Game:** 2 (2x), last: March 2, 2018 vs. Minnesota  
**Points/Game:** 2 (3x), last: March 2, 2018 vs. Minnesota  
**Point Streak:** 3 games, Jan. 4-13, 2018  
**Goal Streak:** None  
**Assist Streak:** 3 games, Jan. 4-13, 2018  
**Shots/Game:** 4 (3x), last: April 2, 2018 at Los Angeles  
**Ice Time/Game:** 24:20, Nov. 19, 2017 at Detroit  
**Plus/Minus:** +3, March 2, 2018 vs. Minnesota  
**Consec. Games:** 68 games, Nov. 10, 2017 - present  
**Multiple Point Games:** 3 total – 2 pts (3)  
**Career Shootouts:** No attempts  
**Career Penalty Shots:** No attempts

**2017-18 SEASON**

Appeared in all 68 games after being acquired by the Avalanche, tallying 20 points (3g/17a) while averaging 17:42 of ice time... Became just the fourth Avalanche rookie defenseman to reach 20 points since the franchise moved to Denver, joining John-Michael Liles

(34 in 2003-04), Kevin Shattenkirk (26 in 2010-11) and Ryan Wilson (21 in 2009-10)... His 68 straight games is the longest current ironman streak on the team... Appeared in 73 games combined between the Avalanche and Predators, tallying 23 points (4g/19a)... Girard's 73 games ranked fourth among NHL rookie defensemen behind Will Butcher (81), Mikhail Sergachev (79) and Vince Dunn (75)... Was acquired by Colorado from Nashville in a three-team trade on Nov. 5... Made his Avalanche debut on Nov. 10 vs. Ottawa in Sweden, picking up an assist... At 19 years, 182 days, he became the youngest defenseman to ever play for the Avalanche, surpassing Martin Skoula (19.342 on Oct. 5, 1999)... Had a career-high three-game assist/point streak, Jan. 4-13... Talled his first goal as a member of the Avs on Feb. 1 at Edmonton... Scored late in the first period to give Colorado a 1-0 lead in its playoff-clinching victory over St. Louis in the season finale on April 7 at Pepsi Center... Prior to the trade, notched three points (1g/2a) in five games with the Predators... Picked up an assist in his NHL debut on Oct. 10 vs. Philadelphia... Scored his first NHL goal and added an assist in his second career game, Oct. 12 vs. Detroit. **PLAYOFFS:** Appeared in three postseason games for the Avalanche... Made his Stanley Cup Playoff debut in Game 1 of the first-round series at Nashville on April 12... Missed three contests due to an upper-body injury, April 14-18.

**CAREER**

**2016-17:** Was named to the QMJHL First All-Star Team for the second straight season with Shawinigan... Ranked first among QMJHL defensemen with 75 points (9g/66a) and led the entire league with 66 assists in 68 games... Tied for first on the Cataractes in scoring... Added a team-high nine points (1g/8a) in five playoff games... Joined the Milwaukee Admirals (AHL) at the conclusion of his major junior season and appeared in six regular-season games (1g/0a) and two postseason contests (0g/0a) with the Admirals... Finished his QMJHL career with 192 points (24g/168a) in 190 career games. **2015-16:** Won the QMJHL's Emile Bouchard Trophy (top defenseman), Frank J. Selke Trophy (most sportsmanlike player) and was named to the QMJHL First All-Star Team... Led all QMJHL defensemen in points (74) and assists (64) in 67 games with Shawinigan... His 64 assists finished third in the league... Participated in the CHL Top Prospects Game... Went on to record 22 points (2g/20a) in 21 playoff games, tops among league defenders, as Shawinigan advanced to the President Cup Final against Rouyn-Noranda. **2014-15:** Was named to the QMJHL All-Rookie Team and won the Raymond Lagacé Trophy as the league's defensive rookie of the year in his first season with Shawinigan... Led all QMJHL rookie defensemen with 43 points (5g/38a) in 64 games. **Other:** Prior to joining Shawinigan, Girard played Midget AAA for Jonquiere Elites in Quebec... In 2013-14, Girard was named to the QMAAA First All-Star Team selected as the QMAAA Top Defenseman.

SAMUEL GIRARD | 49

# AVALANCHE PLAYERS

## INTERNATIONAL

Won gold with Team Canada at the 2015 Ivan Hlinka Memorial Tournament in August 2015.

## PERSONAL

Lives in his home province of Quebec during the offseason...Participates in the Avalanche's Break The Ice clinics, which teaches kids how to skate.



## STATISTICS

SEASON	TEAM	LEAGUE	GP	REGULAR SEASON								PLAYOFFS				
				G	A	PTS	PIM	+/-	PP	SH	GW	GP	G	A	PTS	PIM
2014-15	Shawinigan	QMJHL	64	5	38	43	8	-	-	-	-	7	0	2	2	2
2015-16	Shawinigan	QMJHL	67	10	64	74	10	-	-	-	-	21	2	20	22	4
2016-17	Shawinigan	QMJHL	59	9	66	75	29	-	-	-	-	5	1	8	9	4
	Milwaukee	AHL	6	1	0	1	0	-	-	-	-	2	0	0	0	2
<b>2017-18</b>	<b>Nashville</b>	<b>NHL</b>	<b>5</b>	<b>2</b>	<b>3</b>	<b>2</b>	<b>-3</b>	<b>0</b>	<b>0</b>	<b>0</b>	<b>0</b>	<b>-</b>	<b>-</b>	<b>-</b>	<b>-</b>	<b>-</b>
	<b>Colorado</b>	<b>NHL</b>	<b>68</b>	<b>3</b>	<b>17</b>	<b>20</b>	<b>6</b>	<b>-8</b>	<b>1</b>	<b>0</b>	<b>0</b>	<b>3</b>	<b>0</b>	<b>0</b>	<b>0</b>	<b>0</b>
<b>NHL TOTALS</b>			<b>73</b>	<b>4</b>	<b>19</b>	<b>23</b>	<b>8</b>	<b>-11</b>	<b>1</b>	<b>0</b>	<b>0</b>	<b>3</b>	<b>0</b>	<b>0</b>	<b>0</b>	<b>0</b>

## VS. NHL

	GP	G	A	PTS	PIM		GP	G	A	PTS	PIM		GP	G	A	PTS	PIM
Anaheim	2	0	0	0	0	Edmonton	3	2	0	2	2	Pittsburgh	2	0	0	0	0
Arizona	3	0	0	0	0	Florida	2	0	0	0	0	San Jose	4	0	2	2	0
Boston	-	-	-	-	-	Los Angeles	3	0	0	0	0	St. Louis	4	1	0	1	2
Buffalo	2	0	0	0	0	Minnesota	4	0	4	4	0	Tampa Bay	2	0	0	0	0
Calgary	3	0	0	0	0	Montreal	2	0	0	0	0	Toronto	2	0	1	1	0
Carolina	1	0	0	0	0	Nashville	3	0	0	0	0	Vancouver	3	0	1	1	0
Chicago	5	0	2	2	0	New Jersey	1	0	0	0	0	Vegas	2	0	0	0	0
Colorado	-	-	-	-	-	NY Islanders	1	0	2	2	0	Washington	2	0	1	1	0
Columbus	2	0	1	1	2	NY Rangers	1	0	0	0	0	Winnipeg	4	0	0	0	0
Dallas	4	1	2	3	0	Ottawa	2	0	1	1	0						
Detroit	2	0	1	1	0	Philadelphia	2	0	1	1	2						



**24** A.J. **GREER**

**POSITION:** LEFT WING  
**HEIGHT:** 6' 3"  
**WEIGHT:** 210 LBS.  
**SHOOTS:** LEFT  
**BORN:** DECEMBER 14, 1996  
**BIRTHPLACE:** JOLIETTE, QUEBEC

**TRANSACTIONS**

Colorado's second selection (second round, 39th overall) in the 2015 NHL Draft.

**CAREER HIGHS**

**Goals/Game:** None  
**Assists/Game:** 1 (4x), last: Feb. 14, 2018 vs. Montreal  
**Points/Game:** 1 (4x), last: Feb. 14, 2018 vs. Montreal  
**Point Streak:** None  
**Goal Streak:** None  
**Assist Streak:** None  
**Shots/Game:** 4, Nov. 21, 2016 at Columbus  
**Ice Time/Game:** 16:34, Nov. 13, 2016 vs. Boston  
**Plus/Minus:** +2, Jan. 13, 2018 at Dallas  
**Consec. Games:** 6 games, Oct. 24 - Nov. 5, 2017  
**Mult. Pt. Games:** None  
**Career Shootouts:** No attempts  
**Career Penalty Shots:** No attempts

**2017-18 SEASON**

Split the season between the Avalanche and San Antonio Rampage (AHL)...Had four separate stints with the Avs, recording three points (0g/3a) in 17 NHL games... Appeared in 35 games for the Rampage, tallying 13 points (8g/5a)...Began the season on Colorado's Injured Non-Roster list...Was loaned to San Antonio on Oct. 12 and recalled by the Avalanche on Oct. 22...Was reassigned on Nov. 14 and spent nearly two months in the AHL before being recalled by Colorado on Jan. 1... Was reassigned to San Antonio on Jan. 6, recalled Jan. 11, reassigned Jan. 25 and recalled Jan. 31...Was reassigned for the final time on Feb. 17 and spent the remainder of the season with the Rampage.

**CAREER**

**2016-17:** Spent most of the 2016-17 season with San Antonio (AHL) but also saw his first NHL action with the Avalanche...Was recalled by Colorado on Nov. 12 and made his NHL debut on Nov. 13 vs. Boston before being reassigned on Nov. 14...Was recalled for the second time in less than a week on Nov. 16 and skated in four more games for the Avs before being sent back to the Rampage on Nov. 24...Recorded his first NHL point with an assist on Nov. 17 at Dallas and finished with one point (0g/1a) in five games with Colorado...Ranked second on the Rampage in scoring with 38 points (15g/23a) in 63 games...Was also second on the club in goals, assists and power-play tallies (6)...Represented San Antonio at the 2017 AHL All-Star Classic on Jan. 30 in Allentown, Pennsylvania...Signed a three-year, entry-level contract with the Avalanche on July 1, 2016. **2015-16:** Began the season at Boston University before joining the Rouyn-Noranda Huskies of the Quebec Major Junior Hockey League...Played in the first 18 games of BU's season, tallying five points (1g/4a)...Left the school on Dec. 17 and recorded 27 points (16g/11a) in 33 contests for Rouyn-Noranda, helping the Huskies win their first President's Cup championship...Added 57 PIM, 11 power-play points (6g/5a) and finished the season with a +8 plus/minus rating...Made his debut with Rouyn-Noranda on Dec. 28 at Gatineau...Finished third on the Huskies in QMJHL playoff scoring with 22 points (12g/10a) in 20 contests...His 12 goals tied for the club lead...Scored two game-winning goals, Games 3 and 4 of the President's Cup Final on May 7-8...Tallied three points (1g/2a) in the series-clinching Game 6 of the President's Cup Final...Helped Rouyn-Noranda reach the Memorial Cup Final...Registered two points (1g/1a) and a tournament-high 30 PIM in five Memorial Cup contests. **2014-15:** Completed his freshman season at Boston University, helping the Terriers to the Hockey East regular season and tournament championships, and to the NCAA Frozen Four title game...Recorded seven points (3g/4a) in 37 games as the youngest rookie forward in the NCAA... Made his collegiate hockey debut and scored his first goal on Oct. 10 at UMass...Registered an assist in the Hockey East championship game against UMass Lowell on March 21 and had another helper in the NCAA Northeast Regional Final win over Minnesota Duluth on March 28... Scored a goal in the NCAA Frozen Four semifinal win vs. No. 1-seed North Dakota on April 9. **2013-14:** Tallied 63 points (24g/39a) in 34 games as co-captain with Kimball Union Academy in New Hampshire...Registered six points (2g/4a) in eight games with the Boston Jr. Bruins under-18 team...Tallied two goals and added an assist in two contests with the Des Moines Buccaneers of the USHL. **2012-13:** Recorded 35 points (16g/19a) in 30 games with Kimball Union Academy. **Other:** Spent the 2011-12 season with Collège Esther-Blondin Phénix, helping the team to a silver medal in the 2012 Telus Cup—the Canadian Midget National Championship—and to the QMAAA Championship, where he scored the game-winning goal in the title game.

A.J. GREER | 24

# AVALANCHE PLAYERS

## PERSONAL

First name is Anthony-John...Was the winner of the Yanick Dupre Memorial Award as the 2016-17 IOA/ American Specialty AHL Man of the Year...The award has been presented annually since 1998 to an AHL player for his outstanding contributions to his local community and charitable organizations...Greer made raising awareness of childhood cancer a top priority in San Antonio, from scheduling weekly visits during off-days to providing game tickets and locker room tours...Helped the Rampage's Face Off Against Kids Cancer initiative and emceed a local St. Baldrick's

Foundation event that raised more than \$88,000 for children's cancer research...In addition, Greer actively participated in the Rampage's Pink in the Rink event in support of breast cancer awareness, and volunteered his time to assist the efforts of Spurs Sports & Entertainment's nonprofit partner Silver & Black Give Back through the Team Up Challenge, providing funding for youth-led service projects that better the San Antonio community...Became the second player in Rampage history to receive the award (Josh Tordjman, 2009-10)...As a member of the Avalanche, A.J. spent an off day visiting the Rocky Mountain Hospital for Children in October 2017.



## STATISTICS

SEASON	TEAM	LEAGUE	GP	REGULAR SEASON										PLAYOFFS				
				G	A	PTS	PIM	+/-	PP	SH	GW	GP	G	A	PTS	PIM		
2012-13	Kimbal Union	USHS	30	16	19	35	-	-	-	-	-	-	-	-	-	-	-	
2013-14	Kimbal Union	USHS	34	24	39	63	-	-	-	-	-	-	-	-	-	-	-	
	Jr. Bruins U18	MHSL	8	2	4	6	0	-	-	-	-	-	-	-	-	-	-	
	Des Moines	USHL	2	2	1	3	2	-	-	-	-	-	-	-	-	-	-	
2014-15	Boston Univ.	H-East	37	3	4	7	18	-	-	-	-	-	-	-	-	-	-	
2015-16	Boston Univ.	H-East	18	1	4	5	10	-	-	-	-	-	-	-	-	-	-	
	Rouyn-Noranda	QMJHL	33	16	11	27	57	-	-	-	-	20	12	10	22	28	-	
2016-17	San Antonio	AHL	63	15	23	38	78	-	-	-	-	-	-	-	-	-	-	
	Colorado	NHL	5	0	1	1	4	-2	0	0	0	-	-	-	-	-	-	
2017-18	San Antonio	AHL	35	8	5	13	34	-	-	-	-	-	-	-	-	-	-	
	Colorado	NHL	17	0	3	3	29	+2	0	0	0	-	-	-	-	-	-	
<b>NHL TOTALS</b>			<b>22</b>	<b>0</b>	<b>4</b>	<b>4</b>	<b>33</b>	<b>0</b>	<b>0</b>	<b>0</b>	<b>0</b>	-	-	-	-	-	-	

## VS. NHL

	GP	G	A	PTS	PIM		GP	G	A	PTS	PIM		GP	G	A	PTS	PIM
Anaheim	1	0	0	0	0	Edmonton	1	0	0	0	2	Pittsburgh	-	-	-	-	-
Arizona	-	-	-	-	-	Florida	-	-	-	-	-	San Jose	1	0	0	0	0
Boston	1	0	0	0	0	Los Angeles	-	-	-	-	-	St. Louis	1	0	0	0	0
Buffalo	1	0	0	0	2	Minnesota	2	0	0	0	4	Tampa Bay	-	-	-	-	-
Calgary	-	-	-	-	-	Montreal	1	0	1	1	0	Toronto	-	-	-	-	-
Carolina	2	0	1	1	0	New Jersey	-	-	-	-	-	Vancouver	-	-	-	-	-
Chicago	1	0	0	0	2	Nashville	-	-	-	-	-	Vegas	1	0	0	0	14
Colorado	-	-	-	-	-	NY Islanders	1	0	0	0	0	Washington	-	-	-	-	-
Columbus	2	0	0	0	0	NY Rangers	-	-	-	-	-	Winnipeg	2	0	0	0	7
Dallas	3	0	2	2	0	Ottawa	-	-	-	-	-						
Detroit	-	-	-	-	-	Philadelphia	1	0	0	0	2						



**31 PHILIPP GRUBAUER**

**POSITION:** GOALTENDER  
**HEIGHT:** 6' 1"  
**WEIGHT:** 191 LBS.  
**CATCHES:** LEFT  
**BORN:** NOVEMBER 25, 1991  
**BIRTHPLACE:** ROSENHEIM, GERMANY

**TRANSACTIONS**

Washington's third choice (fourth round, 112th overall) in the 2010 NHL Entry Draft...Acquired by Colorado, along with Brooks Orpik, in exchange for a second-round pick (Kody Clark) in the 2018 NHL Draft, June 22, 2018.

**CAREER HIGHS**

**Most Saves:** 40, March 9, 2013 at NY Islanders  
**Win Streak:** 6 games, Nov. 25, 2016 - Jan. 15, 2017  
**Streak w/o Reg. Loss:** 9 decisions (7-0-2), Nov. 15, 2016 - Jan. 21, 2017  
**Shutout Streak:** 81:18, Jan. 31 - Feb. 19, 2017  
**Consec. Starts:** 5 games, Dec. 23, 2013 - Jan. 2, 2014  
**Shootouts:** 4-5 record, 36 att, 13 goals (.639%)  
**Penalty Shots:** 2 attempts, 1 goal allowed (.500 Sv%)

**2017-18 SEASON**

Appeared in 35 regular-season games for the Stanley Cup champion Washington Capitals, posting a 15-10-3 record while leading the team in goals-against average (2.35), save percentage (.923) and shutouts (3)...Grubauer's 35 games and 15 wins were career highs, while his three shutouts tied a personal best from 2016-17...Led all NHL netminders in both goals-against average (1.93) and save percentage (.937) from Nov. 24 until the end of the season (min. 20 games)...Has a .923 career save percentage, tied with John Gibson for the highest among goaltenders who have appeared in at least 100 games since 1955-56 when shots-on-goal became an official NHL statistic...Grubauer's .9245 combined Sv% over the last two seasons ranks fourth in the NHL (min. 50 games), trailing only Antti Raanta

(.927), Sergei Bobrovsky (.926) and Gibson (.925)... Appeared in his 100th career NHL contest on April 1 at Pittsburgh...Has the third-most victories ever by a German-born goaltender, trailing Olaf Kolzig (303) and Thomas Greiss (98). **PLAYOFFS:** Started Washington's first two games of the 2018 Stanley Cup Playoffs (0-1-0, 4.57 GAA)...Served as the backup for the remaining 22 postseason contests as the Capitals captured their first Stanley Cup in franchise history.

**CAREER**

**2016-17:** Posted a 13-6-2 record with a 2.04 goals-against average, .926 save percentage and three shutouts in 24 games for the Capitals...Grubauer, who fell one game shy of the NHL's minimum for qualifying in GAA and Sv%, finished second among all goalies who appeared in at least 20 games in GAA and was fourth in Sv%...Stopped all 18 shots to record his first NHL shutout on Oct. 18 vs. Colorado (3-0). **PLAYOFFS:** Appeared in one postseason contest, playing 18:34 in relief of Braden Holtby in Game 2 of the second-round series vs. Pittsburgh (April 29). **2015-16:** Posted a 2.32 goals-against average and .918 save percentage in 22 games for the Capitals...Grubauer's 2.32 GAA ranked second among all NHL rookie netminders behind only John Gibson (2.07)...His .918 Sv% tied for fourth among rookies. **2014-15:** Spent the season with the Hershey Bears (AHL) while appearing in one contest with the Capitals...Picked up a 3-2 shootout win vs. Anaheim in his lone NHL game on Feb. 6... Posted a 27-17-5 record with six shutouts, a 2.30 goals-against average and a .921 save percentage in 49 games with the Bears...Tied for third in the AHL in wins and shutouts, while finishing seventh in games played and ninth in save percentage...Represented the Eastern Conference at the 2015 AHL All-Star Classic and won the top goaltender award at the skills competition. **PLAYOFFS:** Made his Stanley Cup Playoff debut, appearing in one game for the Capitals... Stopped 18 shots to earn his first career playoff win in his first postseason start on April 17 vs. NY Islanders (Game 2 of the first round)...Became the fifth rookie goaltender in Capitals history to pick up a win in his playoff debut, and was also the first German-born goaltender to start a playoff game. **2013-14:** Split the season between Washington and Hershey... Earned his first career NHL win on Dec. 8 at Madison Square Garden, stopping 30 shots in a 4-1 victory over the Rangers. **2012-13:** Split the 2012-13 campaign between Reading (ECHL) and Hershey (AHL) while also seeing his first NHL action with the Capitals...Made his NHL debut on Feb. 27 at Philadelphia, stopping all 14 shots in relief...Made first career NHL start on March 9 at NY Islanders, blocking 40 shots in a 5-2 loss...Named a starter in the ECHL All-Star Game after compiling a record of 19-5-1 with a 2.30 goals-against average and a .912 save percentage in 26 games with Reading. **2011-12:** Was named to the ECHL All-Rookie Team during his first professional season with South

PHILIPP GRUBAUER | 31

# AVALANCHE PLAYERS

Carolina...Finished third in the league in goals-against average (2.22), sixth in wins (23) and seventh in save percentage (.918)...Was named ECHL Goaltender of the Month in November and Rookie of the Month in January. **2010-11:** Played in 38 games for the Kingston Frontenacs during his final season in the Ontario Hockey League...Went 22-13-3 with two shutouts and a .903 save percentage. **2009-10:** Joined Windsor from Belleville in early January and backstopped the Spitfires to the OHL championship (J. Ross Robertson Cup) and the Memorial Cup championship...Posted a 29-3-2 record in 37 combined regular season and postseason contests for Windsor...His 16 playoff victories led all OHL netminders...Won all four starts at the Memorial Cup, posting a 2.14 GAA and a .930 save percentage.

## INTERNATIONAL

Represented Germany at the 2017 IIHF World Championship in Cologne/Paris, posting an 0-1 record with a .938 save percentage and 2.42 goals-against average in two appearances...Also played for his country at the 2014 IIHF World Championship in Belarus, compiling a 2.03 goals-against average and

a .922 save percentage in two outings...Was selected to Team Europe's roster for the 2016 World Cup of Hockey but did not appear in any games during the tournament...Represented his nation at the 2009 and 2011 IIHF World Junior Championship...In 2016-17, he participated in five games for Germany between the world championship and Olympic qualifiers, posting a 1.53 GAA and a .943 Sv%...Led Germany to the championship of the Division I Group A World Junior Championship in 2010, where he was named Germany's best player in the tournament.

## PERSONAL

Philipp spent his day with the Stanley Cup in his hometown of Rosenheim, Germany, where approximately 2,500 people attended the celebration which was held next to his childhood ice rink.

## STATISTICS

SEASON	CLUB	LGE	REGULAR SEASON										PLAYOFFS					
			GP	W	L	OT	MIN	GA	SO	GAA	Sv%	GP	W	L	MIN	SO	GAA	
2006-07	Rosenheim Jr. Ger. Jr.		6	-	-	-	354	49	-	8.32	-	3	-	-	180	-	4.00	
2007-08	Rosenheim Jr. Ger. Jr.		23	-	-	-	1288	71	-	3.31	-	3	-	-	181	-	2.65	
	Rosenheim Ger-3		5	-	-	-	307	14	1	2.74	-	7	-	-	420	-	1.71	
2008-09	Belleville OHL		17	7	8	0	947	62	0	3.93	.888	1	0	0	56	0	4.26	
	Germany WJC		3	0	3	0	109	12	0	6.61	.838	-	-	-	-	-	-	
2009-10	Belleville OHL		31	10	14	5	1717	90	0	3.14	.913	-	-	-	-	-	-	
	Windsor OHL		19	13	1	2	1011	40	2	2.37	.906	18	16	2	1094	0	2.69	
2010-11	Kingston OHL		38	22	13	3	2239	135	2	3.62	.903	-	-	-	-	-	-	
	Germany WJC		4	0	4	0	176	13	0	4.44	.888	-	-	-	-	-	-	
2011-12	South Carolina ECHL		43	23	13	5	2536	94	0	2.22	.918	-	-	-	-	-	-	
2012-13	Reading ECHL		26	19	5	1	1542	59	0	2.30	.912	-	-	-	-	-	-	
	Hershey AHL		28	15	9	2	1624	61	2	2.25	.919	5	2	3	301	0	3.79	
2013-14	Washington NHL		<b>2</b>	<b>0</b>	<b>1</b>	<b>0</b>	<b>84</b>	<b>5</b>	<b>0</b>	<b>3.57</b>	<b>.915</b>	-	-	-	-	-	-	
	Hershey AHL		28	13	13	2	1685	73	3	2.60	.916	-	-	-	-	-	-	
	Washington NHL		<b>17</b>	<b>6</b>	<b>5</b>	<b>5</b>	<b>883</b>	<b>35</b>	<b>0</b>	<b>2.38</b>	<b>.925</b>	-	-	-	-	-	-	
2014-15	Germany WC		2	0	1	0	118	4	0	2.03	.922	-	-	-	-	-	-	
	Hershey AHL		49	27	17	5	2918	112	6	2.30	.921	7	2	4	394	0	3.35	
2015-16	Washington NHL		<b>1</b>	<b>1</b>	<b>0</b>	<b>0</b>	<b>65</b>	<b>2</b>	<b>0</b>	<b>1.85</b>	<b>.920</b>	<b>1</b>	<b>1</b>	<b>0</b>	<b>60</b>	<b>0</b>	<b>3.00</b>	
2016-17	Washington NHL		<b>22</b>	<b>8</b>	<b>9</b>	<b>1</b>	<b>1111</b>	<b>43</b>	<b>0</b>	<b>2.32</b>	<b>.918</b>	-	-	-	-	-	-	
	Washington NHL		<b>24</b>	<b>13</b>	<b>6</b>	<b>2</b>	<b>1265</b>	<b>43</b>	<b>3</b>	<b>2.04</b>	<b>.926</b>	<b>1</b>	<b>0</b>	<b>0</b>	<b>19</b>	<b>0</b>	<b>6.32</b>	
2017-18	Germany WC		2	0	1	0	124	5	0	2.42	.938	-	-	-	-	-	-	
	Washington NHL		<b>35</b>	<b>15</b>	<b>10</b>	<b>3</b>	<b>1865</b>	<b>73</b>	<b>3</b>	<b>2.35</b>	<b>.923</b>	<b>2</b>	<b>0</b>	<b>1</b>	<b>105</b>	<b>0</b>	<b>4.57</b>	
<b>NHL TOTALS</b>			<b>101</b>	<b>43</b>	<b>31</b>	<b>11</b>	<b>5273</b>	<b>201</b>	<b>6</b>	<b>2.29</b>	<b>.923</b>	<b>4</b>	<b>1</b>	<b>1</b>	<b>184</b>	<b>0</b>	<b>4.24</b>	

## VS. NHL

	GP	MIN	W-L-O	SO	GAA	Sv%		GP	MIN	W-L-O	SO	GAA	Sv%		GP	MIN	W-L-O	SO	GAA	Sv%
Anaheim	4	215	1-2-0	0	1.95	.916	Edmonton	1	60	1-0-0	0	4.00	.826	Pittsburgh	4	111	1-0-1	0	3.24	.898
Arizona	3	132	0-1-1	0	2.73	.889	Florida	6	321	1-3-1	0	2.62	.899	San Jose	4	243	2-1-1	1	1.48	.943
Boston	2	122	2-0-0	0	0.98	.964	Los Angeles	4	237	2-2-0	1	1.52	.953	St. Louis	1	60	0-1-0	0	4.00	.862
Buffalo	8	462	4-1-2	0	1.30	.954	Minnesota	1	60	1-0-0	0	2.00	.941	Tampa Bay	5	267	4-0-1	0	2.25	.930
Calgary	2	121	0-1-1	0	2.48	.925	Montreal	3	155	1-2-0	0	2.71	.887	Toronto	3	160	3-0-0	0	1.88	.932
Carolina	8	445	4-2-1	0	2.70	.922	Nashville	3	136	0-2-0	0	3.53	.867	Vancouver	3	145	2-0-0	0	1.66	.944
Chicago	1	20	0-0-0	0	3.00	.909	New Jersey	1	60	1-0-0	0	2.00	.913	Vegas	1	59	0-1-0	0	4.07	.871
Colorado	3	180	2-1-0	1	3.00	.889	NY Islanders	4	213	1-2-0	0	2.82	.922	Washington	-	-	-	-	-	-
Columbus	3	122	0-1-1	0	2.46	.915	NY Rangers	7	344	3-2-1	1	1.74	.947	Winnipeg	1	64	1-0-0	0	1.88	.929
Dallas	4	170	1-1-0	0	2.12	.930	Ottawa	4	239	2-2-0	0	2.01	.940							
Detroit	1	59	1-0-0	1	0.00	1.000	Philadelphia	6	295	2-3-0	1	3.66	.878							



**6 ERIK JOHNSON**

**POSITION:** DEFENSEMAN  
**HEIGHT:** 6' 4"  
**WEIGHT:** 225 LBS.  
**SHOOTS:** RIGHT  
**BORN:** MARCH 21, 1988  
**BIRTHPLACE:** BLOOMINGTON, MINNESOTA

**TRANSACTIONS**

St. Louis' first choice (first round, first overall) in the 2006 NHL Entry Draft...Acquired by Colorado, along with Jay McClement and a first-round pick (Duncan Siemens) in the 2011 Entry Draft, in exchange for Kevin Shattenkirk, Chris Stewart and a second-round choice (Ty Rattie) in the 2011 Entry Draft, Feb. 18, 2011.

**CAREER HIGHS**

**Goals/Game:** 2, Dec. 13, 2014 vs. St. Louis  
**Assists/Game:** 3 (6x), last: March 4, 2014 at Chicago  
**Points/Game:** 3 (6x), last: March 4, 2014 at Chicago  
**Point Streak:** 5 games (2x), last: Nov. 19-27, 2009  
**Goal Streak:** 4 games, Dec. 20-27, 2014  
**Assist Streak:** 4 games (2x), last: Dec. 13-19, 2011  
**Shots/Game:** 9, March 24, 2016 vs. Philadelphia  
**Ice Time/Game:** 30:48, Nov. 19, 2017 at Detroit  
**Plus/Minus:** +4, Nov. 14, 2015 at Montreal  
**Consec. Games:** 59, April 27, 2013 – Feb. 8, 2014  
**Mult. Pt Games:** 44 total – 2 pts (38), 3 pts (6)  
**Career Shootouts:** 0-3 (0.0%)  
**Career Penalty Shots:** No attempts

**2017-18 SEASON**

Averaged a career-high 25:26 of ice time, tops on the club and seventh in the NHL...Was the highest average time-on-ice by an Avalanche player since 2002-03, when Rob Blake logged 26:21 and Adam Foote 25:42...Led the NHL in shifts-per-game (30.7), the first Colorado player to lead the league in that category since Brett Clark in 2007-08 (31.3)...Finished second in the league in shorthanded time-on-ice per game (3:40), trailing only Ron Hainsey (3:59)...Helped the

Avalanche's penalty kill finish fourth in the NHL and set a league record for the fewest power-play goals allowed on home ice with 10...Finished tied for ninth in the NHL in even-strength ice time at 20:00 per game, the highest even-strength average by a Colorado player since the statistic was first recorded in 1998-99... Matched his career high with three game-winning goals, which tied for second on the team...Ranked second on the club in blocked shots (135)...Began the season by posting a "plus" rating in each of his first five games, joining Cory Sarich (2013-14) as the only players in Avalanche history to open a season with five straight plus outings... Averaged 27:08 of ice time in November, the highest number by an Avs player in a single month since January 2003 (Blake, 27:20)...Logged a career-high 30:48 of ice time on Nov. 19 at Detroit, the most minutes by an Avalanche skater since Scott Hannan played 32:33 on April 7, 2009 at San Jose...Appeared in his 600th NHL game on Dec. 3 against Dallas, becoming the first defenseman from the 2006 draft class to play 600 games...Skated in his 400th game as a member of the Avalanche on Dec. 9 at Florida, joining Foote (760) and John-Michael Liles (523) as the only defensemen to play 400 regular-season contests in an Avs sweater (Tyson Barrie joined this group later in the year)...Served a two-game suspension, Dec. 18-21, for boarding on Dec. 16 vs. Tampa Bay...Scored his fifth career overtime goal on Jan. 2 vs. Winnipeg, his second with Colorado...Left the game on Feb. 18 vs. Edmonton due to an upper-body injury, forcing him to miss 13 contests from Feb. 20-March 16...Was placed on IR, Feb. 19 (retroactive to Feb. 18) and activated on March 18...Missed the final five games of the regular season due to a knee injury, March 30-April 7. **PLAYOFFS:** Missed the playoffs due to a knee injury he suffered near the end of the regular season.

**CAREER**

**2016-17:** Ranked third among Colorado defensemen with 17 points (2g/15a) despite playing just 46 games...Missed 36 games due to a broken leg he suffered after blocking a shot on Dec. 3 vs. Dallas...Was placed on Injured Reserve, Dec. 6, and activated on Feb. 25...Was tied for first among Avalanche defensemen in scoring at the time of the injury with 11 points (1g/10a)...Finished second on the team in blocked shots for the year with 98...Scored his fourth career overtime goal on April 4 vs. Chicago, his first as a member of the Avalanche...Prior to the season, Johnson represented Team USA at the World Cup of Hockey in Toronto. **2015-16:** Finished second among Colorado defensemen in goals (11) and ranked third in points (27)... Shared the team lead with two short-handed goals, the first Avalanche defenseman to tally two SHG in a season since Karlis Skrastins in 2005-06...Ranked second on the club in blocked shots (197) and ice time (23:26)...Opened the year by scoring in each of the first two games, Oct. 8-10, the first Avs defenseman to score a goal in each of his first two games of a season since Aaron Miller in 1996-97... Recorded his 200th NHL point on Nov. 12 at Boston...Was

ERIK JOHNSON | 6



# AVALANCHE PLAYERS

a career-high +4 on Nov. 14 at Montreal...Left the Jan. 4th contest due to a lower-body injury, forcing him to miss nine games...Was placed on IR, Jan. 13 (retro to Jan. 4) and activated on Jan. 23...Played in his 500th NHL game on Feb. 2 vs. Chicago, becoming the first defenseman from the 2006 draft class to reach 500 contests...Set a career high with nine shots on March 24 vs. Philadelphia, the most by an Avalanche defenseman in a single game since Rob Blake had nine on March 12, 2004 at Phoenix.  
**2014-15:** Missed the final 34 games of the season due to a knee injury...Was selected to his first NHL All-Star Game but did not participate in the contest because of the injury...Johnson was the first Avalanche defenseman to be selected to the All-Star Game since Rob Blake in 2003-04...Set a career high with 12 goals, tied for first among Colorado defensemen...Johnson's 12 goals were tied for first among all NHL blueliners at the time of his injury...Led the Avalanche in average ice time at 24:25 per game...Finished second among team defensemen in scoring with 23 points (12g/11a)...Logged 30:25 of ice time on

Nov. 15 at New Jersey, the first Avs skater to play over 30 minutes in a game since Kyle Quincey (30:18) on Jan. 11, 2010 at Calgary (shootout win)...Did not dress on Nov. 26 vs. Chicago due to injury (neck)...Led the team with six goals in December, the most by an Avs defenseman in a single month since Blake had seven in March of 2003...Recorded a career-high four-game goal streak from Dec. 20-27, the first Avs defenseman to score in four consecutive games since Sandis Ozolinsh from Nov 13-20, 1996...Tallied his first career two-goal game on Dec. 13 vs. St. Louis.  
**2013-14:** Led all Colorado defensemen with 39 points, tying his career high set in 2009-10 with St. Louis...Also led all Avs defensemen with a career-high 30 assists...Finished third among team blueliners in goals (9)...Led the club in ice time at 23:00 per game...Was second on the team in blocked shots (130)...Appeared in a career-high 80 games...Left with a back injury on Jan. 14 at Chicago but did not miss any contests...Was suspended two games by the NHL for a slashing penalty on Feb. 8 at NY Islanders...Served the two-game suspension

## STATISTICS

SEASON	TEAM	LEAGUE	GP	G	REGULAR SEASON							PLAYOFFS					
					A	PTS	PIM	+/-	PP	SH	GW	GP	G	A	PTS	PIM	
2003-04	Holy Angels	USHS	31	13	21	34	-	-	-	-	-	-	-	-	-	-	-
2004-05	U.S. Nat'l U-17	NTPD	26	5	9	14	14	-	-	-	-	-	-	-	-	-	-
	U.S. Nat'l U-17	NAHL	31	6	6	12	12	-	-	-	-	-	-	-	-	-	-
2005-06	U.S. Nat'l U-18	NTDP	36	12	22	34	78	-	-	-	-	-	-	-	-	-	-
	U.S. Nat'l U-18	NAHL	11	4	11	15	10	-	-	-	-	-	-	-	-	-	-
2006-07	United States	WJC	7	1	3	4	18	-	-	-	-	-	-	-	-	-	-
	U. of Minnesota	WCHA	41	4	20	24	50	-	-	-	-	-	-	-	-	-	-
	United States	WJC	7	4	6	10	16	-	-	-	-	-	-	-	-	-	-
2007-08	St. Louis	NHL	<b>69</b>	<b>5</b>	<b>28</b>	<b>33</b>	<b>28</b>	<b>-9</b>	<b>4</b>	<b>0</b>	<b>3</b>	-	-	-	-	-	-
	Peoria	AHL	1	0	0	0	2	-	-	-	-	-	-	-	-	-	-
2008-09																	
2009-10	St. Louis	NHL	<b>79</b>	<b>10</b>	<b>29</b>	<b>39</b>	<b>79</b>	<b>+1</b>	<b>6</b>	<b>0</b>	<b>2</b>	-	-	-	-	-	-
	United States	Olympics	6	1	0	1	4	-	-	-	-	-	-	-	-	-	-
2010-11	St. Louis	NHL	<b>55</b>	<b>5</b>	<b>14</b>	<b>19</b>	<b>37</b>	<b>-8</b>	<b>1</b>	<b>1</b>	<b>2</b>	-	-	-	-	-	-
	Colorado	NHL	<b>22</b>	<b>3</b>	<b>7</b>	<b>10</b>	<b>19</b>	<b>-5</b>	<b>2</b>	<b>0</b>	<b>0</b>	-	-	-	-	-	-
2011-12	Colorado	NHL	<b>73</b>	<b>4</b>	<b>22</b>	<b>26</b>	<b>26</b>	<b>-7</b>	<b>1</b>	<b>0</b>	<b>1</b>	-	-	-	-	-	-
2012-13	Colorado	NHL	<b>31</b>	<b>0</b>	<b>4</b>	<b>4</b>	<b>18</b>	<b>-3</b>	<b>0</b>	<b>0</b>	<b>0</b>	-	-	-	-	-	-
	United States	WC	10	2	2	4	20	-	-	-	-	-	-	-	-	-	-
2013-14	Colorado	NHL	<b>80</b>	<b>9</b>	<b>30</b>	<b>39</b>	<b>61</b>	<b>+5</b>	<b>2</b>	<b>0</b>	<b>2</b>	<b>7</b>	<b>1</b>	<b>1</b>	<b>2</b>	<b>2</b>	<b>2</b>
2014-15	Colorado	NHL	<b>47</b>	<b>12</b>	<b>11</b>	<b>23</b>	<b>33</b>	<b>+2</b>	<b>3</b>	<b>0</b>	<b>2</b>	-	-	-	-	-	-
2015-16	Colorado	NHL	<b>73</b>	<b>11</b>	<b>16</b>	<b>27</b>	<b>50</b>	<b>-19</b>	<b>3</b>	<b>2</b>	<b>0</b>	-	-	-	-	-	-
2016-17	Colorado	NHL	<b>46</b>	<b>2</b>	<b>15</b>	<b>17</b>	<b>9</b>	<b>-6</b>	<b>0</b>	<b>0</b>	<b>1</b>	-	-	-	-	-	-
	United States	W-Cup	2	0	0	0	2	-	-	-	-	-	-	-	-	-	-
2017-18	Colorado	NHL	<b>62</b>	<b>9</b>	<b>16</b>	<b>25</b>	<b>58</b>	<b>+3</b>	<b>0</b>	<b>0</b>	<b>3</b>	-	-	-	-	-	-
<b>NHL TOTALS</b>			<b>637</b>	<b>70</b>	<b>192</b>	<b>262</b>	<b>418</b>	<b>-46</b>	<b>22</b>	<b>3</b>	<b>16</b>	<b>7</b>	<b>1</b>	<b>1</b>	<b>2</b>	<b>2</b>	<b>2</b>

## VS. NHL

	GP	G	A	PTS	PIM		GP	G	A	PTS	PIM		GP	G	A	PTS	PIM
Anaheim	27	0	11	11	30	Edmonton	32	3	13	16	20	Pittsburgh	11	2	5	7	4
Arizona	27	2	7	9	21	Florida	13	1	1	2	2	San Jose	30	4	8	12	24
Boston	13	0	2	2	8	Los Angeles	25	3	8	11	14	St. Louis	25	5	3	8	4
Buffalo	11	2	7	9	2	Minnesota	37	1	8	9	47	Tampa Bay	11	2	1	3	21
Calgary	27	2	8	10	8	Montreal	11	1	5	6	2	Toronto	13	2	9	11	0
Carolina	13	2	1	3	6	Nashville	36	0	6	6	35	Vancouver	28	5	5	10	12
Chicago	36	5	19	24	18	New Jersey	10	1	2	3	9	Vegas	3	1	0	1	0
Colorado	9	1	3	4	2	NY Islanders	11	2	4	6	8	Washington	13	2	4	6	6
Columbus	29	3	15	18	37	NY Rangers	12	2	3	5	10	Winnipeg	26	2	7	9	8
Dallas	39	6	8	14	40	Ottawa	14	1	5	6	4						
Detroit	33	7	10	17	14	Philadelphia	12	0	4	4	2						

ERIK JOHNSON | 6

from Feb. 26-28...Tied his career high with three assists on Feb. 1 vs. Buffalo and March 4 at Chicago...Received a match penalty on March 14 vs. Anaheim...Appeared in his 400th career game on March 27 vs. Vancouver, becoming the first defenseman from the 2006 draft class to reach 400 contests (13th player overall). **PLAYOFFS:** Appeared in all seven postseason games and led Colorado in ice time with an average of 26:01 per contest...Logged a team-high 30:22 of ice time and had an assist in his Stanley Cup Playoff debut on April 17 vs. Minnesota...Scored his first career playoff goal in Game 7 vs. Minnesota on April 30. **2012-13:** Ranked fourth on the Avalanche in ice time (20:45)...Appeared in his 300th NHL contest on Jan. 22 vs. Los Angeles...Missed 11 games due to a head injury, Feb. 14 to March 6...Placed on IR, Feb. 22 (retroactive to Feb. 11) and activated on March 7...Recorded a career-high eight hits on March 23 at Dallas...Left in the first period on April 11 at Los Angeles due to a wrist injury, forcing him to sit out six games from April 13-26. **2011-12:** Led all Colorado defensemen in scoring with 26 points (4g/22a) in 73 games...Missed five contests due to a groin injury, Nov. 23 to Dec. 2...Placed on IR, Nov. 26 (retroactive to Nov. 21) and activated on Dec. 4...Had an assist in four straight games, Dec. 13-19, equaling the longest assist streak of his NHL career...Did not dress on Jan. 10 vs. Nashville due to a hand injury...Left in the first period on Feb. 22 vs. Los Angeles due to back spasms but returned the next game...Missed three contests because of a back injury, March 20-24...Recorded his 100th career assist on March 30 at Calgary. **2010-11:** Was acquired by Colorado on Feb. 18 and went on to appear in 22 games for the Avalanche, collecting 10 points (3g/7a)...Led the Avalanche in ice time in 20 of his 22 games after joining the team, averaging 24:33 per night...Appeared in 77 combined games with Colorado and St. Louis, notching 29 points (8g/21a)...Made his Avalanche debut on Feb. 19 at San Jose...Tied his personal high with three points (0g/3a) on March 24 vs. Toronto...Scored his third career overtime goal on Oct. 23 vs. Pittsburgh...Tallied his first career short-handed goal on Dec. 31 vs. Phoenix. **2009-10:** Led all Blues defensemen with 39 points, 10 goals, 29 assists, 186 shots, six power-play goals and 79 games played...Johnson's 10 goals and 39 points were the most by a St. Louis defenseman since Chris Pronger in 2003-04 (14 goals, 54 points)...Scored 17 seconds into overtime on Nov. 19 vs. Phoenix, the quickest OT goal by a Blues player since Al MacInnis scored 15 seconds into overtime on Oct. 28, 2000...Matched a career best with points in five straight games from Nov. 19 to Nov. 27...Appeared in his 100th NHL game on Dec. 15 vs. Calgary...Scored his second OT goal of the year on April 5 vs. Columbus. **2008-09:** Missed the entire season after suffering an off-ice knee injury on Sept. 16...Underwent surgery on Nov. 20. **2007-08:** Led all Blues defensemen with 33 points (5g/28a) in 69 games during his first NHL season...Ranked second among NHL rookie defensemen in both assists and points (tied)...Represented the Western Conference at the 2008 NHL Young Guns Game...Made his NHL debut on Oct. 4 at Phoenix, recording his first career point (assist)...Scored

his first career goal, the game-winner, on Oct. 6 at Los Angeles...Missed 10 games due to injury. **2006-07:** Was named to the WCHA All-Rookie Team as a freshman at the University of Minnesota...Tallied 24 points (4g/20a) in 41 games, tops among all WHCA rookie blueliners. **2005-06:** Collected 49 points (16g/33a) and 88 penalty minutes with the U.S. National Under-18 team. **2004-05:** Had 26 points (11g/15a) in 57 games for the U.S. National Under-17 team.

## INTERNATIONAL

Represented Team USA at the 2016 World Cup of Hockey in Toronto, appearing in two games (0g/0a)... Helped the United States capture the silver medal at the 2010 Winter Olympics in Vancouver...Appeared in all six games at the Olympics, tallying one goal with a +3 plus/minus rating...Helped Team USA win the bronze medal at the 2013 IIHF World Championship in Stockholm and Helsinki...Appeared in all 10 games for the Americans, recording two goals and two assists with a team-high 20 penalty minutes...Appeared in seven games for his country at the 2007 IIHF World Championship in Russia, collecting a pair of assists...Also represented the United States at the 2007 IIHF World Junior Championship in Sweden, where he was named the tournament's "Best Defenseman"...Led Team USA and tied for the tournament lead with 10 points (4g/6a) in seven games as the Americans captured the bronze medal...Was only the second U.S. player in tournament history to win best defenseman honors...Dressed in seven games for Team USA at the 2006 IIHF World Junior Championship, notching four points (1g/3a)...Won a gold medal for the second consecutive year for the U.S. at the 2006 IIHF World Under-18 Championship, collecting 10 points (4g/6a)...Also won gold for Team USA at the 2005 World Under-18 Championship...Represented the United States at the 2005 Four Nations Cup (1g/3a).

## PERSONAL

Is actively involved in horse racing and has ownership in several thoroughbreds...Was just the fifth U.S.-born player to be selected first overall in the NHL Entry Draft (now seven)...He and Bryan Berard (1995) are the only U.S.-born defensemen ever drafted first overall...Erik was the only defenseman in a span of 17 drafts (1997-2013) to be taken No. 1 overall...Was the first player in St. Louis Blues history to be drafted first overall...Nickname is "Edge" or "EJ"...Volunteered his time at a telethon to benefit Hurricane Harvey victims on Aug. 29, 2017 in Denver...Hosted a sled hockey clinic in conjunction with the National Sports Center for the Disabled in February of 2012 at Pepsi Center...Made a visit to Father Woody's homeless shelter during Thanksgiving week of 2011...As a member of the Blues, Erik would donate a suite for every home game to charity or military personnel as part of his "EJ's Juniors" program...Erik's great uncle, Ken Yackel Sr., was an All-American hockey player at the University of Minnesota and played for the United States Olympic Team at the 1952 Winter Olympics.





**17 TYSON  
JOST**

**POSITION:** CENTER  
**HEIGHT:** 5' 11"  
**WEIGHT:** 191 LBS.  
**SHOOTS:** LEFT  
**BORN:** MARCH 14, 1998  
**BIRTHPLACE:** ST. ALBERT, ALBERTA

**TRANSACTIONS**

Colorado's first selection (first round, 10th overall) in the 2016 NHL Draft.

**CAREER HIGHS**

**Goals/Game:** 2, April 1, 2018 at Anaheim  
**Assists/Game:** 1 (10x), last: Feb. 26, 2018 vs. Vancouver  
**Points/Game:** 2 (3x), last: April 1, 2018 at Anaheim  
**Point Streak:** 3 games, Feb. 18-22, 2018  
**Goal Streak:** 2 games (3x), last: March 30-April 1, 2018  
**Assist Streak:** 2 games, Jan. 4-6, 2018  
**Shots/Game:** 6, Dec. 31, 2017 vs. NY Islanders  
**Ice Time/Game:** 20:39, Feb. 8, 2018 at St. Louis  
**Plus/Minus:** +2 (4x), last: April 1, 2018 at Anaheim  
**Consec. Games:** 38 games, Jan. 20, 2018 - present  
**Mult. Pt. Games:** 3 total - 2 pts (3)  
**Career Shootouts:** 0-1 (0.0%)  
**Career Penalty Shots:** No attempts

**2017-18 SEASON**

Finished his rookie campaign with 12 goals and 22 points in 65 games...Scored nine of his 12 goals from Feb. 6 until the end of the year (31 games), the fourth-highest total on the club during that time span...Tallied five power-play goals, tied for fifth on the Avalanche, and seventh among NHL rookies...Began the year with the Avalanche before being reassigned to San Antonio (AHL) on Nov. 16...Was recalled by Colorado on Nov. 26 after appearing in five contests with the Rampage (1g/1a)...Recorded his first NHL assist on Oct. 7 at New Jersey...Missed two games, Oct. 13-14, due to a leg injury he suffered on Oct. 11 vs. Boston...Suffered a lower-body injury on Oct. 19 vs. St. Louis, forcing him to miss eight games from Oct. 24 to Nov.

11...Was placed on IR, Oct. 22 (retroactive to Oct. 19) and activated on Nov. 15...Did not dress on Jan. 18 vs. San Jose due to a leg injury...Finished second on the team with four goals in the month of February...Tallied his first career game-winning goal on Feb. 6 vs. San Jose...Recorded his first career multi-goal game on April 1 at Anaheim.

**PLAYOFFS:** Skated in all six postseason contests for the Avalanche, tallying one assist (0g/1a)...Made his Stanley Cup Playoff debut in Game 1 of the first-round series at Nashville on April 12...Recorded his first career playoff point with an assist in Game 4 vs. Nashville on April 18.

**CAREER**

**2016-17:** Played his freshman season at the University of North Dakota before joining the Avalanche at the end of the year...Tallied 35 points (16g/19a) in 33 games with North Dakota en route to being named to the NCHC All-Rookie Team...Finished second on the Fighting Hawks in points, goals (tied) and assists, and shared the club lead with five power-play goals...His 35 points ranked third among all NCHC freshmen...Set a UND single-season record by winning 60.1 percent of his faceoffs...At the conclusion of North Dakota's season, Jost signed a three-year, entry-level contract with the Avalanche on March 29 and joined Colorado for the remainder of the 2016-17 campaign...

Made his NHL debut on March 31 vs. St. Louis and went on to appear in each of Colorado's final six games...Scored his first NHL goal on April 6 vs. Minnesota...In January, he helped Canada to a silver medal at the 2017 IIHF World Junior Championship in Montreal/Toronto. **2015-16:** Was named the British Columbia Hockey League Most Valuable Player (Vern Dye Memorial Trophy) after tallying 104 points (42g/62a) in 48 games for the Penticton Vees...His 62 assists led the BCHL, while his 104 points ranked third...Jost's 2.17 points-per-game average was the highest in the league...Named to the BCHL First All-Star Team...Earned the RBC Canadian Junior Hockey League National Player of the Year honor while also picking up CJHL MVP, Top Forward, Top Prospect and West All-Star Team awards...In addition to leading Penticton in assists, Jost finished second on the Vees in points, goals and game-winning tallies (7)...He shared the club lead in power-play assists with 30...Recorded points in all but four games during the regular season, which included a 19-game point streak from Oct. 17 to Jan. 1 (16g/26a) and a season-ending 16-game streak from Jan. 8 to Feb. 27 (17g/22a)...Had four different five-points efforts (Oct. 2, Nov. 21, Jan. 22, Feb. 24)...Added 14 points (6g/8a) in 11 playoff games, finishing third on the club in postseason scoring...Captained Team Canada at the 2016 IIHF Under-18 World Championship in Grand Forks, North Dakota, where he led the entire tournament in scoring with 15 points (6g/9a) in seven games...Prior to the 2015-16 campaign, Jost helped Canada's Under-18 team capture the gold medal at the 2015 Ivan Hlinka Memorial Cup tournament...He also won gold as Canada's captain at the 2015 World Junior A Challenge, where he earned MVP honors after leading the WJAC in points (9) and assists (6). **2014-15:** During his first season with Penticton in 2014-

TYSON JOST | 17

# AVALANCHE PLAYERS

15, Jost helped the Veeps capture the Fred Page Cup as BCHL champions...Recorded 45 points (23g/22a) in 46 games during the regular season and added 14 points—including a team-high 10 goals—in 21 postseason contests...He was named to the BCHL All-Rookie Team... Had three points (1g/2a) in five games with Canada White at the World Under-17 Hockey Challenge...Recorded three points (2g/1a) in four games with Canada West at the 2014 WJAC. **2013-14:** Led the British Columbia Major Midget League in scoring with 88 points (44g/44a) in 36 games with the Okanagan Rockets...Helped the Rockets win the league championship...Named to the BCMML All-Star Team...His 44 goals set a new BCMML record...Earned a bronze medal with Okanagan at the TELUS Cup...Won a silver medal and was named to the All-Star Team with Team British Columbia at the Western Canada Challenge Cup...Also appeared in three games for the Penticton Veeps. **Other:** Moved from his home in St. Albert, Alberta, to attend the Pursuit of Excellence school in Kelowna, B.C., at the age of 13...Recorded 86 points (39g/47a) in 43 games during his first year at the school in 2011-12 before registering 109 points (56g/53a) in his second season in 2012-13...Is the first player to take part in all four of Hockey Canada's major men's events (World Under-17 Hockey Challenge, World Junior A Challenge, RBC Cup, TELUS Cup)...Joined Kyle Turris (No. 3 overall, 2007, Phoenix) as the only top 10 NHL draft picks in BCHL history...Was the first of three BCHL players selected in the first round of the draft, a league first...Was only the second North Dakota forward ever to be drafted in the top 10, joining Chicago Blackhawks' Jonathan Toews (No. 3 overall)...Rated...Selected No. 7 overall in the first round of the 2013 WHL Bantam Draft by the Everett Silvertips...

The Bloomington Thunder picked him 120th overall in the eighth round of the 2014 USHL Futures Draft.

## INTERNATIONAL

Represented Canada at the 2018 IIHF World Championship in Denmark, tallying six points (4g/2a) in nine games...His four goals tied for third on the squad...Helped Canada to a silver medal at the 2017 IIHF World Junior Championship in Montreal/Toronto... Recorded four points (1g/3a) in seven games during the tournament...Captained Team Canada at the 2016 IIHF Under-18 World Championship in Grand Forks, North Dakota, where he led the entire tournament in scoring with 15 points (6g/9a) in seven games...His 15 points established a Canadian record at that event, surpassing the previous mark set by Connor McDavid (14) in 2013...Jost was selected as the tournament's "Best Forward" and was named to the All-Star Team...Helped Canada's Under-18 team capture the gold medal at the 2015 Ivan Hlinka Memorial Cup tournament...He also won gold as Canada's captain at the 2015 World Junior A Challenge, where he earned MVP honors after leading the WJAC in points (9) and assists (6).

## PERSONAL

Last name is pronounced *JOH-st*...As part of the Avalanche's Hockey Fights Cancer campaign, Tyson co-hosted a clinic for pediatric cancer patients from Rocky Mountain Children's Health Foundation at Pepsi Center on Oct. 20, 2017...Participates in the Avalanche's Break The Ice program, which teaches kids how to skate.

## STATISTICS

SEASON	TEAM	LEAGUE	REGULAR SEASON										PLAYOFFS			
			GP	G	A	PTS	PIM	+/-	PP	SH	GW	GP	G	A	PTS	PIM
2013-14	Okanagan	BCMML	36	44	44	88	65	-	-	-	-	7	9	9	18	14
	Penticton	BCHL	3	0	0	0	0	-	-	-	-	-	-	-	-	-
2014-15	Penticton	BCHL	46	23	22	45	16	-	-	-	-	21	10	4	14	6
2015-16	Penticton	BCHL	48	42	62	104	43	-	-	-	-	11	6	8	14	4
2016-17	North Dakota	NCHC	33	16	19	35	44	-	-	-	-	-	-	-	-	-
	Colorado	NHL	6	1	0	1	0	-5	0	0	0	-	-	-	-	-
2017-18	Canada	WJAC	7	1	3	4	6	-	-	-	-	-	-	-	-	-
	Colorado	NHL	65	12	10	22	26	-10	5	0	1	6	0	1	1	0
	San Antonio	AHL	5	1	1	2	0	-	-	-	-	-	-	-	-	-
	Canada	WC	9	4	2	6	4	-	-	-	-	-	-	-	-	-
<b>NHL TOTALS</b>			<b>71</b>	<b>13</b>	<b>10</b>	<b>23</b>	<b>26</b>	<b>-15</b>	<b>5</b>	<b>0</b>	<b>1</b>	<b>6</b>	<b>0</b>	<b>1</b>	<b>1</b>	<b>0</b>

## VS. NHL

	GP	G	A	PTS	PIM		GP	G	A	PTS	PIM		GP	G	A	PTS	PIM
Anaheim	2	2	0	2	0	Edmonton	3	1	1	2	2	Pittsburgh	2	0	0	0	0
Arizona	3	1	1	2	4	Florida	2	0	1	1	0	San Jose	2	1	1	2	0
Boston	2	1	0	1	0	Los Angeles	3	0	0	0	0	St. Louis	7	0	1	1	2
Buffalo	2	1	0	1	0	Minnesota	5	3	1	4	2	Tampa Bay	2	0	0	0	0
Calgary	2	0	0	0	0	Montreal	2	0	0	0	0	Toronto	2	0	1	1	0
Carolina	1	0	0	0	0	Nashville	3	0	0	0	0	Vancouver	3	1	1	2	0
Chicago	4	1	0	1	2	New Jersey	2	0	1	1	0	Vegas	2	0	0	0	6
Colorado	-	-	-	-	-	NY Islanders	1	0	0	0	2	Washington	1	1	0	1	0
Columbus	2	0	1	1	2	NY Rangers	2	0	0	0	2	Winnipeg	4	0	0	0	2
Dallas	3	0	0	0	0	Ottawa	-	-	-	-	-						
Detroit	1	0	0	0	0	Philadelphia	1	0	0	0	0						



**91 VLADISLAV  
KAMENEV**

**POSITION:** CENTER  
**HEIGHT:** 6' 2"  
**WEIGHT:** 194 LBS.  
**SHOOTS:** LEFT  
**BORN:** AUGUST 12, 1996  
**BIRTHPLACE:** ORSK, RUSSIA

**TRANSACTIONS**

Nashville's second selection (second round, 42nd overall) in the 2014 NHL Draft... Acquired by Colorado, along with Samuel Girard and a second-round pick in 2018 (later traded to Pittsburgh—Pittsburgh selected Filip Hallander), as well as Shane Bowers, Andrew Hammond, a first-round pick in 2018 or 2019 and a third-round pick in 2019 from Ottawa; the Avalanche sent Matt Duchene to Ottawa, and Nashville received Kyle Turris from Ottawa to complete the trade, Nov. 5, 2017.

**CAREER HIGHS**

**Goals/Game:** None  
**Assists/Game:** None  
**Points/Game:** None  
**Point Streak:** None  
**Goal Streak:** None  
**Assist Streak:** None  
**Shots/Game:** 1 (2x), last: March 22, 2018 vs. Los Angeles  
**Ice Time/Game:** 12:19, March 22, 2018 vs. Los Angeles  
**Plus/Minus:** E (2x), last: Nov. 16, 2017 vs. Washington  
**Consec. Games:** 2 games, Jan. 6-8, 2017  
**Mult. Pt. Games:** None  
**Career Shootouts:** No attempts  
**Career Penalty Shots:** No attempts

**2017-18 SEASON**

Acquired from Nashville in a three-team trade on Nov. 5, Kamenev wound up missing 50 games due to a broken arm he suffered in his Avalanche debut on Nov. 16 vs. Washington... Appeared in three NHL games with the Avalanche (0g/0a) and 17 combined AHL games between San Antonio and Milwaukee (3g/13a)... After being

assigned to San Antonio following the trade, Kamenev was recalled by Colorado on Nov. 14... Was placed on Injured Reserve, Nov. 17 (retroactive to Nov. 16) and missed 50 games from Nov. 18–March 8... Was activated from IR and loaned to San Antonio on a conditioning assignment, March 10... Played three games for the Rampage (0g/4a) before being joining Colorado on March 17... Returned to the Avalanche's lineup on March 18, and dressed in two more games during the regular season. **PLAYOFFS:** Was on the Avalanche's postseason roster but did not appear in any playoff games.

**CAREER**

**2016-17:** Spent the season with the Milwaukee Admirals (AHL) while also appearing in his first two NHL games with Nashville... Totaled 51 points (21g/30a) in 70 games for Milwaukee, finishing second on the team in points and third in both goals and assists... Led the Admirals with a +11 plus/minus rating... Was recalled by Nashville on Jan. 6 and made his NHL debut that night in Florida... Appeared in one more NHL game, Jan. 8 at Chicago, before being reassigned to Milwaukee on Jan. 10... Added one goal (1g/0a) in three AHL postseason contests for the Admirals. **2015-16:** Recorded 37 points (15g/22a) in 57 games during his rookie season with Milwaukee (AHL)... Finished seventh on the team in points and tied for fifth in goals... Scored eight power-play goals, tied for second on the team and tied for fourth among AHL rookies... Represented Milwaukee at the 2016 AHL All-Star Game... Went on to tally one goal (1g/0a) in three postseason games. **2014-15:** Spent his first full season in the KHL with Magnitogorsk, registering 10 points (6g/4a) in 41 contests... Was named the KHL Rookie of the Month for September... Also appeared in 10 playoff contests, scoring one goal (1g/0a). **2013-14:** Split the 2013-14 season between Magnitogorsk (KHL), Magnitogorsk Jr. (MHL) and Yuzhny Ural Orsk (VHL). **2012-13:** Recorded 15 points (9g/6a) in 36 games for Magnitogorsk Jr. (MHL).

**INTERNATIONAL**

Captained Russia to a silver medal at the 2016 IIHF World Junior Championship in Finland, leading his country with five goals (5g/1a) in seven games... Logged a tournament-high 32 penalty minutes at that world juniors and was named one of Russia's top three players by the tournament coaches... Also won a silver medal with his country at the 2015 IIHF World Junior Championship in Canada, tallying four points (1g/3a) in seven contests... Served as Russia's captain at the 2014 IIHF World Under-18 Championship, where he shared the team scoring lead with seven points (2g/5a) in five contests... Won a silver medal at the World Junior A Challenge in 2014-15 and also at the Under-17 World Hockey Challenge in 2012-13.

**PERSONAL**

Last name is pronounced *KA-men-ehv*... Is the first player in Avalanche/Nordiques history to wear #91.

VLADISLAV KAMENEV | 91

# AVALANCHE PLAYERS




VLADISLAV KAMENEV | 91

## STATISTICS

SEASON	TEAM	LEAGUE	GP	REGULAR SEASON										PLAYOFFS				
				G	A	PTS	PIM	+/-	PP	SH	GW	GP	G	A	PTS	PIM		
2012-13	Magnitogorsk Jr.	Rus Jr.	36	9	6	15	22	-	-	-	-	-	3	0	0	0	0	
2013-14	Magnitogorsk	KHL	16	1	0	1	2	-	-	-	-	-	-	-	-	-	-	
	Magnitogorsk Jr.	Rus Jr.	15	4	6	10	12	-	-	-	-	-	5	1	2	3	4	
	Yuzhny Ural Orsk	Rus-2	3	0	1	1	2	-	-	-	-	-	1	0	0	0	0	
2014-15	Magnitogorsk	KHL	41	6	4	10	10	-	-	-	-	-	10	1	0	1	0	
	Russia	WJC	7	1	3	4	0	-	-	-	-	-	-	-	-	-	-	
2015-16	Milwaukee	AHL	57	15	22	37	35	-	-	-	-	-	3	1	0	1	0	
	Russia	WJC	7	5	1	6	32	-	-	-	-	-	-	-	-	-	-	
2016-17	Milwaukee	AHL	70	21	30	51	59	-	-	-	-	-	3	1	0	1	6	
	Nashville	NHL	2	0	0	0	2	-1	0	0	0	-	-	-	-	-	-	
2017-18	Milwaukee	AHL	10	3	5	8	25	-	-	-	-	-	-	-	-	-	-	
	San Antonio	AHL	7	0	8	8	2	-	-	-	-	-	-	-	-	-	-	
	Colorado	NHL	3	0	0	0	0	-2	0	0	0	-	-	-	-	-	-	
<b>NHL TOTALS</b>			<b>5</b>	<b>0</b>	<b>0</b>	<b>0</b>	<b>0</b>	<b>2</b>	<b>-3</b>	<b>0</b>	<b>0</b>	<b>0</b>	<b>-</b>	<b>-</b>	<b>-</b>	<b>-</b>	<b>-</b>	

## VS. NHL

	GP	G	A	PTS	PIM		GP	G	A	PTS	PIM		GP	G	A	PTS	PIM
Anaheim	-	-	-	-	-	Edmonton	-	-	-	-	-	Pittsburgh	-	-	-	-	-
Arizona	-	-	-	-	-	Florida	1	0	0	0	2	San Jose	-	-	-	-	-
Boston	-	-	-	-	-	Los Angeles	1	0	0	0	0	St. Louis	-	-	-	-	-
Buffalo	-	-	-	-	-	Minnesota	-	-	-	-	-	Tampa Bay	-	-	-	-	-
Calgary	-	-	-	-	-	Montreal	-	-	-	-	-	Toronto	-	-	-	-	-
Carolina	-	-	-	-	-	Nashville	-	-	-	-	-	Vancouver	-	-	-	-	-
Chicago	1	0	0	0	0	New Jersey	-	-	-	-	-	Vegas	-	-	-	-	-
Colorado	-	-	-	-	-	NY Islanders	-	-	-	-	-	Washington	1	0	0	0	0
Columbus	-	-	-	-	-	NY Rangers	-	-	-	-	-	Winnipeg	-	-	-	-	-
Dallas	-	-	-	-	-	Ottawa	-	-	-	-	-						
Detroit	1	0	0	0	0	Philadelphia	-	-	-	-	-						



**13 ALEXANDER KERFOOT**

**POSITION:** CENTER

**HEIGHT:** 5' 10"

**WEIGHT:** 175 LBS.

**SHOOTS:** LEFT

**BORN:** AUGUST 11, 1994

**BIRTHPLACE:** VANCOUVER, B.C.

**TRANSACTIONS**

New Jersey's sixth choice (fifth round, 150th overall) in the 2012 NHL Draft...Signed by Colorado as a free agent, Aug. 24, 2017.

**CAREER HIGHS**

**Goals/Game:** 2 (3x), last: March 20, 2018 at Chicago

**Assists/Game:** 2 (4x), last: Jan. 6, 2018 vs. Minnesota

**Points/Game:** 3, Oct. 19, 2017 vs. St. Louis

**Point Streak:** 4 games, Nov. 4-11, 2017

**Goal Streak:** 3 games, Nov. 5-11, 2017

**Assist Streak:** 3 games, Jan. 6-15, 2018

**Shots/Game:** 6, Oct. 19, 2017 vs. St. Louis

**Ice Time/Game:** 20:49, Nov. 5, 2017 at NY Islanders

**Plus/Minus:** +2 (5x), last: April 1, 2018 at Anaheim

**Consec. Games:** 50 games, Dec. 18, 2017 - present

**Multiple Point Games:** 12 total - 2 pts (11), 3 pts (1)

**Career Shootouts:** No attempts

**Career Penalty Shots:** No attempts

**2017-18 SEASON**

Finished fifth on the Avalanche in points (43) and fourth in goals (19) while appearing in 79 games during his rookie campaign...Was the 10th rookie in Avalanche history (since 1995-96) to reach the 40-point mark...Ranked ninth among NHL rookies in goals, tied for 11th in points and tied for 13th in assists...Scored five power-play goals, tied for fifth on the Avalanche, and seventh among NHL rookies...His 17 PP points ranked fourth on the team and fifth among NHL first-year players...Had an assist and was +2 in his NHL debut on Opening Night, Oct. 5 at NY Rangers...Scored his first NHL goal on Oct. 11 vs. Boston...Recorded

his first career three-point game (2g/1a) on Oct. 19 vs. St. Louis...Scored twice 0:21 apart on Nov. 5 at NY Islanders, the fastest two goals by an Avalanche player in 2017-18...Suffered a foot injury on Dec. 11 at Pittsburgh, forcing him to miss three contests (Dec. 12-16)...Scored his 10th goal of the season on Dec. 29 against the Maple Leafs, becoming just the fifth Avalanche rookie to reach 10 goals before January 1...He joined Nathan MacKinnon (10 in 2013-14), Matt Duchene (11 in 2009-10), Wojtek Wolski (12 in 2006-07) and Marek Svatos (20 in 2005-06) on that list...Compiled a four-game point streak, Nov. 4-11, which included three straight multi-point efforts from Nov. 5-11...Was the first Avalanche rookie to tally three straight multiple-point games since Gabriel Landeskog did it from Feb. 24-27, 2012. **PLAYOFFS:** Scored two goals (2g/0a) while appearing in all six postseason games for the Avs...Made his Stanley Cup Playoff debut in Game 1 of the first-round series at Nashville on April 12...Scored his first career playoff goal in Game 2 at Nashville on April 14.

**CAREER**

Signed a two-year contract with the Avalanche on Aug. 24, 2017 after he became a free agent on Aug. 15, 2017. **2016-17:** Served as Harvard University's co-captain as a senior...Tied for the team lead with 45 points (16g/29a) in 36 games, helping Harvard to the ECAC and Ivy League championship and eventually a trip to the NCAA Frozen Four, the program's first since 1994...Was a finalist for the Hobey Baker Award and earned NCAA (East) Second Team All-American, ECAC Hockey First Team, All-Ivy League First Team and New England D-I All-Star honors...Finished second on the Crimson in assists, power-play goals (8) and game-winning tallies (4-tied)...Kerfoot's 16 goals tied him for fourth on the squad...Registered four assists in three contests during the NCAA tournament before Harvard lost in the national semifinals to Minnesota Duluth...Helped Harvard win the Boston-area Beanpot championship in February, the school's first tournament title since 1993...Received the John Tudor Memorial Cup as team MVP...Ended his four-year college career with 123 points (36g/87a) in 121 contests. **2015-16:** Led Harvard in assists (30) and finished second in points (34) in 33 games as a junior...Named Second Team All-Ivy League and Third Team All-ECAC Hockey. **2014-15:** Finished third on the Crimson with 30 points (8g/22a) in 27 games as a sophomore...Ranked fifth in the ECAC in points-per-game (1.11)...Recorded a hat trick and two assists for Harvard's first five-point game since 2008 in a 6-3 win over Boston College on Nov. 11. **2013-14:** Skated in 25 games for Harvard as a freshman, tallying 14 points (8g/6a). **Other:** Played two-plus seasons with the Coquitlam Express of the British Columbia Hockey League before enrolling at Harvard...Scored 33 goals and added 55 assists in 72 career games with the Express from 2010-11 to 2012-13...Was named to the BCHL (Coastal) First All-Star Team,

ALEXANDER KERFOOT 13




# AVALANCHE PLAYERS

All-Rookie Team and won the Bruce Allison Memorial Trophy (Coastal Conference Rookie of the Year) in 2011-12...Also won the Bob Fenton Trophy (Coastal Conference's Most Sportsmanlike Player) that year... Was a member of the 2011 British Columbia Major Midget League provincial champions, the Vancouver NW Giants...Set the BCMML single-season record with 108 points in 38 games that year.

## PERSONAL

Alexander resides in Vancouver during the summer... His father, Greg, is a majority owner of the Vancouver Whitecaps soccer team of the MLS...On March 23, 2018, Alexander joined 80 students from Bear Valley International and Henry Middle School for the NHL's Future Goals Hockey Scholar demonstration...The demonstration takes the kids on an on-line educational journey with a goal of winning the Stanley Cup as they complete 12 learning modules that educate and test knowledge on core STEM concepts covering data analysis, geometry, life science and physical science topics...Participates in the Avalanche's Break The Ice clinics, which teaches kids how to skate.



## STATISTICS

SEASON	TEAM	LEAGUE	REGULAR SEASON											PLAYOFFS				
			GP	G	A	PTS	PIM	+/-	PP	SH	GW	GP	G	A	PTS	PIM		
2010-11	Van. NW Giants	BCMML	38	36	72	108	58	-	-	-	-	5	6	6	12	6		
	Coquitlam	BCHL	5	0	0	0	0	-	-	-	-	1	0	0	0	0		
2011-12	Coquitlam	BCHL	51	25	44	69	24	-	-	-	-	6	4	0	4	6		
2012-13	Coquitlam	BCHL	16	8	11	19	16	-	-	-	-	-	-	-	-	-		
2013-14	Harvard	ECAC	25	8	6	14	8	-	-	-	-	-	-	-	-	-		
2014-15	Harvard	ECAC	27	8	22	30	12	-	-	-	-	-	-	-	-	-		
2015-16	Harvard	ECAC	33	4	30	34	16	-	-	-	-	-	-	-	-	-		
2016-17	Harvard	ECAC	36	16	29	45	18	-	-	-	-	-	-	-	-	-		
<b>2017-18</b>	<b>Colorado</b>	<b>NHL</b>	<b>79</b>	<b>19</b>	<b>24</b>	<b>43</b>	<b>28</b>	<b>-7</b>	<b>5</b>	<b>0</b>	<b>0</b>	<b>6</b>	<b>2</b>	<b>0</b>	<b>2</b>	<b>2</b>		
<b>NHL TOTALS</b>			<b>79</b>	<b>19</b>	<b>24</b>	<b>43</b>	<b>28</b>	<b>-7</b>	<b>5</b>	<b>0</b>	<b>0</b>	<b>6</b>	<b>2</b>	<b>0</b>	<b>2</b>	<b>2</b>		

## VS. NHL

	GP	G	A	PTS	PIM		GP	G	A	PTS	PIM		GP	G	A	PTS	PIM
Anaheim	3	1	2	3	0	Edmonton	3	1	1	2	0	Pittsburgh	2	0	0	0	0
Arizona	3	0	2	2	0	Florida	1	1	0	1	0	San Jose	3	0	0	0	2
Boston	2	1	0	1	0	Los Angeles	3	1	0	1	2	St. Louis	5	3	1	4	0
Buffalo	2	1	2	3	0	Minnesota	4	0	2	2	2	Tampa Bay	1	0	0	0	0
Calgary	3	0	0	0	0	Montreal	2	1	0	1	2	Toronto	2	1	1	2	0
Carolina	2	0	0	0	0	New Jersey	2	0	1	1	0	Vancouver	3	0	0	0	2
Chicago	4	2	2	4	0	Nashville	4	0	2	2	4	Vegas	3	0	1	1	0
Colorado	-	-	-	-	-	NY Islanders	2	2	1	3	2	Washington	1	0	0	0	0
Columbus	2	0	0	0	2	NY Rangers	2	0	1	1	0	Winnipeg	4	1	1	2	0
Dallas	5	1	1	2	8	Ottawa	2	2	2	4	2						
Detroit	2	0	0	0	0	Philadelphia	2	0	1	1	0						



**92 GABRIEL LANDESKOG**

**POSITION:** LEFT WING  
**HEIGHT:** 6' 1"  
**WEIGHT:** 215 LBS.  
**SHOOTS:** LEFT  
**BORN:** NOVEMBER 23, 1992  
**BIRTHPLACE:** STOCKHOLM, SWEDEN

**TRANSACTIONS**  
 Colorado's first selection (first round, second overall) in the 2011 NHL Entry Draft.

**CAREER HIGHS**  
**Goals/Game:** 3 (2x), last: Dec. 16, 2017 vs. Tampa Bay  
**Assists/Game:** 3 (2x), last: March 15, 2018 at St. Louis  
**Points/Game:** 5, Dec. 16, 2017 vs. Tampa Bay  
**Point Streak:** 9 games, Jan. 24–Feb. 8, 2014  
**Goal Streak:** 5 games, Feb. 12–20, 2015  
**Assist Streak:** 5 games, Nov. 19–28, 2015  
**Shots/Game:** 9 (2x), last: Feb. 19, 2012 at Winnipeg  
**Ice Time/Game:** 23:45, Nov. 25, 2015 vs. Ottawa  
**Plus/Minus:** +4 (2x), last: March 15, 2018 at St. Louis  
**Consec. Games:** 178 games, Oct. 8, 2013–Nov. 12, 2015  
**Multi Point Games:** 69 total – 2 pts (54), 3 pts (13), 4 pts (1), 5 pts (1)  
**Career Shootouts:** 5-13 (38.5%), 4 GDG  
**Career Penalty Shots:** 1-2 (50%)  
**Career OT goals:** 4 total, last: Oct. 17, 2016 at Pittsburgh

**CAREER SUMMARY**  
 Is entering his eighth NHL season, his seventh as team captain... Won the 2012 Calder Memorial Trophy as the NHL's top rookie... Was named captain of the Avalanche on Sept. 4, 2012, becoming the youngest captain in NHL history at the time (19 years, 286 days)... He has since been surpassed by Connor McDavid, who was 19 years, 266 days when he was named captain of the Edmonton Oilers on Oct. 5, 2016... Landeskog was 11 days younger than Sidney Crosby, who was named captain of the Pittsburgh Penguins at 19 years, 297 days on May 31, 2007... Landy is just the fourth

captain in Avalanche history, joining Joe Sakic, Adam Foote and Milan Hejduk... Is the 11th captain in the history of the Avalanche/Nordiques franchise and only the third European-born, following Hejduk and Peter Stastny... In 2017-18, he captained the Avalanche to a 47-point turnaround, tied for the fourth highest in NHL history... In his second season as team captain, 2013-14, Landeskog helped lead the Avs to a record-tying 52 wins and the franchise's first division title since 2002-03... Has more points (341) than any other player from the 2011 draft, and was the first member of that draft class to appear in 500 games... At the international level, Gabriel has represented Sweden at the 2014 Olympics, the 2016 World Cup of Hockey, three IIHF World Championships (2012, 2013, 2017), the 2011 IIHF World Junior Championship and the 2009 IIHF World Under-18 Championship

**2017-18 SEASON**  
 Captained the Avalanche to a 47-point turnaround, tied for the fourth highest in NHL history, and a berth in the Stanley Cup Playoffs... Finished second on the club in plus/minus rating (+16) and ranked third in goals (25), points (62) and power-play tallies (8)... His 25 goals and 62 points were the second most of his career... Led the Avs in takeaways (54) and ranked second in hits (149)... Recorded the first two hat tricks of his career, the first Avs player to have two in one season since Milan Hejduk in 2006-07... Tallied his first career hat trick on Nov. 16 vs. Washington... His first goal came 17 seconds into the first period, the fastest goal to begin a game by an Avs player since Feb. 15, 2009 (0:16, Ian Laperriere at Detroit), while his second tally that night was the first penalty-shot goal of his career... Served a four-game suspension, Nov. 29 to Dec. 5, for cross checking on Nov. 25 vs. Calgary... Recorded a career-high five points, including his second hat trick of the season, and picked up his 300th NHL point on Dec. 16 against Tampa Bay... Notched four of his five points in the third period that night, becoming only the second player in Avalanche history to record four points in a single period (Peter Forsberg had five in the third period on March 3, 1999 at Florida)... Landeskog's effort marked only the second time that an Avs player tallied five points or more while recording a point on every one of the team's goals (Alex Tanguay had two goals and three assists in a 5-5 tie versus the Canucks on March 3, 2004)... Landeskog was the first Colorado player to have two hat tricks in a span of 31 days or less since Joe Sakic in 1999-2000 (March 7-23)... Scored a pair of power-play goals 109 seconds apart in the second period on Dec. 31 vs. Islanders, the fastest two PPG by a Colorado player since Jan. 17, 2006 (Hejduk, 0:34 vs. Toronto)... Was a career-best +4 on March 2 vs. Minnesota and again on March 15 at St. Louis... Appeared in his 500th NHL game on March 26 at Vegas, becoming the first player from the 2011 draft class to reach 500 contests... Also became just the fifth draft pick in Avalanche history (since 1995-96) to

GABRIEL LANDESKOG | 92

# AVALANCHE PLAYERS

play 500 contests with Colorado, joining Alex Tanguay (598), Matt Duchene (586), Paul Stastny (538) and John-Michael Liles (523)...Had three points (1g/2a) and a career-high 10 hits in the playoff-clinching victory over St. Louis in the season finale on April 7 at Pepsi Center. **PLAYOFFS:** Led the Avalanche in points (7) and goals (4) during the 2018 Stanley Cup Playoffs...Set a playoff career high with three points (1g/2a) in Game 3 vs. Nashville on April 16...Netted the tying goal with 4:11 left in regulation in Colorado's Game 5 victory at Nashville on April 20...Scored a goal in four straight games, April 14-20, the first Avalanche player to post a four-game goal streak during the playoffs since 2001, when Joe Sakic scored in the last two games of the Western Conference Final and the first two dates of the Stanley Cup Final (May 18-29, 2001).

## CAREER

**2016-17:** Completed his sixth NHL season, his fifth as team captain...Finished tied for second on the Avalanche in goals (18) and led the team in power-play goals (5)...Ranked fifth on the club in points (33)...Led the Avs in takeaways (65) and was third in hits (143)...Scored twice, including his fourth career overtime winner, on Oct. 17 at Pittsburgh...Missed 10 games due to a lower-body injury, Nov 17 to Dec. 8...Was

placed on IR, Nov. 30 (retroactive to Nov. 15) and activated on Dec. 10...Appeared in his 400th NHL game on Feb. 14 at New Jersey, becoming the first player from the 2011 draft class to reach 400 contests...Following the season, Landeskog helped Sweden capture the gold medal at the 2017 IIHF World Championship...He also represented his country prior to the season at the World Cup of Hockey. **2015-16:** Finished second on the Avalanche in scoring with 53 points (20g/33a) in 75 games...Ranked third on the club in assists, was fourth in goals and fifth in hits (141)...Scored a goal in each of his first three games, his longest streak to open a season...Recorded his first career four-point game with a pair of goals and assists on Oct. 10 vs. Dallas...He was the first Avalanche player to tally four points in a game since Paul Stastny on Dec. 16, 2013 vs. Dallas...Recorded his 200th NHL point on Oct. 27 at Florida...Served a two-game suspension, Nov. 14-17, for an "illegal check to the head" on Nov. 12 at Boston...Suspension snapped a streak of 178 consecutive games...Had a career-high five-game assist streak from Nov. 19-28...Appeared in his 300th NHL game on his 23rd birthday, Nov. 23 at Winnipeg...Missed two games due to a back injury, Dec. 9-12...Scored his third career OT goal on Jan. 6 vs. St. Louis...Recorded two assists in the NHL Stadium

## STATISTICS

SEASON	TEAM	LEAGUE	REGULAR SEASON										PLAYOFFS				
			GP	G	A	PTS	PIM	+/-	PP	SH	GW	GP	G	A	PTS	PIM	
2008-09	Djurgarden U18	Swe-U18	8	5	7	12	41	-	-	-	-	2	0	0	0	0	
	Djurgarden Jr.	Swe-Jr.	31	7	14	21	63	-	-	-	-	6	1	0	1	8	
	Djurgarden	Sweden	3	0	1	1	2	-	-	-	-	-	-	-	-	-	
2009-10	Kitchener	OHL	61	24	22	46	51	-	-	-	-	20	8	15	23	18	
2010-11	Kitchener	OHL	53	36	30	66	61	-	-	-	-	7	6	4	10	4	
	Sweden	WJC	1	1	1	2	0	-	-	-	-	-	-	-	-	-	
<b>2011-12</b>	<b>Colorado</b>	<b>NHL</b>	<b>82</b>	<b>22</b>	<b>30</b>	<b>52</b>	<b>51</b>	<b>+20</b>	<b>6</b>	<b>0</b>	<b>5</b>	-	-	-	-	-	
	Sweden	WC	8	1	4	5	6	-	-	-	-	-	-	-	-	-	
2012-13	Djurgardens	Sweden	17	6	8	14	32	-	-	-	-	-	-	-	-	-	
	<b>Colorado</b>	<b>NHL</b>	<b>36</b>	<b>9</b>	<b>8</b>	<b>17</b>	<b>22</b>	<b>-4</b>	<b>0</b>	<b>3</b>	<b>1</b>	-	-	-	-	-	
2013-14	<b>Colorado</b>	<b>NHL</b>	<b>81</b>	<b>26</b>	<b>39</b>	<b>65</b>	<b>71</b>	<b>+21</b>	<b>5</b>	<b>0</b>	<b>4</b>	<b>7</b>	<b>3</b>	<b>1</b>	<b>4</b>	<b>8</b>	
	Sweden	Olympics	6	0	1	1	4	-	-	-	-	-	-	-	-	-	
<b>2014-15</b>	<b>Colorado</b>	<b>NHL</b>	<b>82</b>	<b>23</b>	<b>36</b>	<b>59</b>	<b>79</b>	<b>-2</b>	<b>8</b>	<b>0</b>	<b>2</b>	-	-	-	-	-	
<b>2015-16</b>	<b>Colorado</b>	<b>NHL</b>	<b>75</b>	<b>20</b>	<b>33</b>	<b>53</b>	<b>69</b>	<b>-5</b>	<b>4</b>	<b>1</b>	<b>2</b>	-	-	-	-	-	
<b>2016-17</b>	<b>Colorado</b>	<b>NHL</b>	<b>72</b>	<b>18</b>	<b>15</b>	<b>33</b>	<b>62</b>	<b>-25</b>	<b>5</b>	<b>1</b>	<b>2</b>	-	-	-	-	-	
	Sweden	W-Cup	4	1	0	1	2	-	-	-	-	-	-	-	-	-	
<b>2017-18</b>	<b>Colorado</b>	<b>NHL</b>	<b>78</b>	<b>25</b>	<b>37</b>	<b>62</b>	<b>37</b>	<b>+16</b>	<b>8</b>	<b>0</b>	<b>1</b>	<b>6</b>	<b>4</b>	<b>3</b>	<b>7</b>	<b>8</b>	
	Sweden	WC	10	2	3	5	2	-	-	-	-	-	-	-	-	-	
<b>NHL TOTALS</b>			<b>506</b>	<b>143</b>	<b>198</b>	<b>341</b>	<b>391</b>	<b>+21</b>	<b>36</b>	<b>5</b>	<b>17</b>	<b>13</b>	<b>7</b>	<b>4</b>	<b>11</b>	<b>16</b>	

## VS. NHL

	GP	G	A	PTS	PIM		GP	G	A	PTS	PIM		GP	G	A	PTS	PIM
Anaheim	21	6	9	15	14	Edmonton	22	3	9	12	8	Pittsburgh	11	5	5	10	6
Arizona	21	6	6	12	12	Florida	11	4	3	7	10	San Jose	22	3	8	11	12
Boston	10	1	2	3	21	Los Angeles	22	7	7	14	10	St. Louis	30	2	14	16	24
Buffalo	10	6	5	11	12	Minnesota	33	11	12	23	44	Tampa Bay	11	4	7	11	8
Calgary	23	5	11	16	20	Montreal	10	1	6	7	8	Toronto	10	1	3	4	6
Carolina	11	3	4	7	6	Nashville	25	10	4	14	26	Vancouver	22	8	5	13	12
Chicago	30	10	12	22	12	New Jersey	11	0	5	5	4	Vegas	3	0	0	0	0
Colorado	-	-	-	-	-	NY Islanders	11	5	4	9	14	Washington	11	5	7	12	6
Columbus	15	8	3	11	19	NY Rangers	11	5	1	6	14	Winnipeg	24	4	11	15	23
Dallas	26	11	13	24	13	Ottawa	11	3	8	11	7						
Detroit	17	5	9	14	4	Philadelphia	11	1	5	6	16						

Series outdoor game on Feb. 27 vs. Detroit at Coors Field...Served a three-game suspension from March 12-18 for cross checking on March 9 vs. Anaheim...Tallied his 100th career goal on April 1 vs. Washington.

**2014-15:** Shared the team scoring lead with 59 points (23g/36a) while appearing in all 82 games...Also led the club in shots (214), power-play goals (8-tied) and PP points (17)...Finished second on the Avs in goals (23), third in assists (36) and fourth in hits (169)...Was one of four NHL players with at least 59 points and 165 hits, joining Alex Ovechkin, Nick Foligno and Andrew Ladd...Set a career high with 79 penalty minutes, second on the club...Finished the season with 28 points (13g/15a) in his final 28 contests...Appeared in his 200th NHL game on Opening Night at Minnesota on Oct. 9...Shared the team lead with 10 points in February (6g/4a)...Had a career-high five-game goal streak from Feb. 12-20, the first Avalanche player to score in five straight games since Milan Hejduk from March 4-14, 2007...Finished second on the club with 15 points (6g/9a) in March, a new personal best for a single month. **2013-14:** Set career highs and finished second on the Avalanche in points (65), goals (26) and assists (39-tied)...Spent his second season as team captain and helped lead the Avs to a record-tying 52 wins and the franchise's first division title since 2002-03...Led the team with a +21 plus/minus rating, the highest by an Avalanche player since Paul Stastny was +22 in 2007-08...Was the first Colorado player to score 25 or more goals with a plus/minus of +20 or better since Alex Tanguay in 2003-04...Finished second on the team in hits (176)...Led the club in both even-strength points (55) and even-strength goals (21-tied)...Ranked first on the squad in road scoring with 36 points (15g/21a) in 41 away games...Missed his only game of the season on Oct. 4 vs. Nashville (leg)...Had a career-high nine-game point streak from Jan. 24 to Feb. 8...Also had an eight-game point streak from Dec. 23 to Jan. 8, making him the first Avs player to have two point streaks of at least eight games in the same season since Andrew Brunette in 2006-07...Recorded his 100th NHL point on Jan. 6 vs. Calgary...Registered a career-high three assists on Jan. 8 vs. Ottawa...Tied for the league lead with 10 points (5g/5a) in seven games during the month of February...Collected two goals, an assist and added the shootout winner on March 25 at Nashville...Scored the tying goal with 4:57 remaining in regulation and potted the game-winner with 32.2 seconds left in overtime on April 1 at Columbus...Became the first player in Avalanche/Nordiques history to score the tying goal in the final five minutes of regulation and then win the game in overtime...Helped Sweden to the silver medal at the 2014 Olympic Winter Games in Sochi, Russia. **PLAYOFFS:** Appeared in all seven postseason games, tallying three goals and one assist...His three goals tied him for second on the club...Scored a goal in his Stanley Cup Playoff debut on April 17 vs. Minnesota (Game 1)...Scored twice in the Avalanche's Game 2 victory against the Wild on April

19...At 21 years, 147 days, he became the youngest Avalanche player to score two goals in a postseason game (Alex Tanguay was 21 years, 200 days when he scored twice in Game 7 of the 2001 Stanley Cup Final).

**2012-13:** Named captain prior to the season...Recorded nine goals and eight assists for 17 points in 36 games...Led Colorado with three short-handed goals, the most by an Avs player since 2006-07 (Brad Richardson 3)...Landeskog's three short-handed goals tied him for second in the NHL, just one behind Ilya Kovalchuk...Missed 11 games due to injury (head/leg) suffered on Jan. 26 at San Jose...Was placed on IR, Feb. 1 (retro to Jan. 26) and activated on Feb. 22...Recorded his first career three-point game (1g/2a) on Feb. 28 vs. Calgary...Scored a goal in four straight games, March 14-20...Tallied a short-handed goal in back-to-back games, March 18-20, the first Avalanche player to score a SHG in consecutive games since Joe Sakic did it from Feb 23-25, 2001...Appeared in his 100th NHL game on March 20 vs. Dallas...Sat out on March 23 at Dallas (torso). **2011-12:** Won the Calder Memorial Trophy as the NHL's rookie of the year...Joined Chris Drury (1998-99) as the only players in Avalanche history to win the Calder Trophy (now three with Nathan MacKinnon)...Became the third Swedish-born player to win the Calder, following Peter Forsberg (1994-95 with Quebec) and Daniel Alfredsson (1995-96 with Ottawa)...Named to the NHL All-Rookie Team...Finished tied for first among rookies with 52 points (22g/30a) while appearing in all 82 games...Was awarded the rookie scoring title in a tie-breaker over Ryan Nugent-Hopkins (18g/34a) on the basis of more goals...Ranked second among league rookies in goals and was third in assists, making him the only player to finish among the top three rookies in all three categories...Led all first-year players in shots (270) and takeaways (58), while ranking second in plus/minus (+20), game-winning goals (5), power-play goals (6-tied) and hits (219)...Was the second NHL rookie to ever surpass 20 goals and 200 hits in a season, joining Dion Phaneuf with Calgary in 2005-06...Led the Avalanche in games, goals, plus/minus, shots, hits and GWG (tied)...Was the only NHL rookie to lead his respective club in goals...Became the youngest player in franchise history to lead the team in goal scoring, surpassing the previous mark held by Owen Nolan, who was 20 years, 63 days in 1991-92...Landeskog's 270 shots were a franchise rookie record and the second-highest total by a rookie left wing in NHL history (Alex Ovechkin 425 in 2005-06)...Became the first Swedish-born teenager in NHL history to reach either the 20-goal or 50-point milestone...Led all freshmen in road goals (16) and road points (29)...His 219 hits led all rookie forwards, as did his average ice time of 18:36...Made his NHL debut as an 18-year-old in the season opener on Oct. 8 vs. Detroit...Became the youngest Swedish-born player in league history to score a goal when he potted his first career tally on Oct. 12 at Columbus...Represented the Avalanche at the 2012 NHL All-Star

## AVALANCHE PLAYERS

Weekend in Ottawa, participating in the All-Star Skills Competition...Was named the NHL's Rookie of the Month for February after leading all first-year players with 13 points (7g/6a) in 12 games...Set a franchise rookie record with nine shots on Feb. 4 vs. Vancouver and equaled that on Feb. 19 at Winnipeg...Compiled a six-game point streak (5g/5a) from Feb. 17-27, the longest streak by an Avalanche player in 2011-12...Recorded his first NHL fight on March 1 vs. Columbus (Jack Johnson)...Scored his first career overtime goal on March 12 vs. Anaheim, becoming the youngest Colorado/Quebec player to score an OT goal (19 years, 110 days). **2010-11:** Captained the Kitchener Rangers (OHL) in 2010-11, becoming the first European captain in the 48-year history of the Rangers franchise...Was named captain at the age of 17 on Oct. 24, 2010, becoming the youngest player in 30 years to be named captain of the Rangers...Despite an ankle injury shortening his season to 53 games, Gabriel led Kitchener with 36 goals and finished third on the team with 66 points...Suffered the injury during the 2011 IIHF World Junior Championship...Shared the team lead with six goals and ranked second with 10 points in seven games during the OHL playoffs...Was rated by NHL Central Scouting as the No. 2 overall North American skater entering the 2011 Entry Draft...He was the top-ranked skater at the mid-term rankings. **2009-10:** Named to the OHL All-Rookie Team after tallying 46 points (24g/22a) in 61 games with Kitchener...Ranked third among league rookies in both goals and points...Finished third on the club with 23 points (8g/15a) in 20 playoff games. **2008-09:** Debuted in the Swedish Elite League at 16 years and 90 days, making him the youngest player in Djurgården's history.

### INTERNATIONAL

Has represented Sweden at the 2014 Olympics, the 2016 World Cup of Hockey, three IIHF World Championships (2012, 2013, 2017), the 2011 IIHF World Junior Championship and the 2009 IIHF World Under-18 Championship...Won a gold medal with Sweden at the 2017 IIHF World Championship in Germany/France...Recorded five points (2g/3a) with a +7 plus/minus rating in 10 games at the tournament...Represented his country at the 2016 World Cup of Hockey in Toronto, picking up one goal (1g/0a) in four games...Helped Sweden to the silver medal at the 2014 Olympic Winter Games in Sochi, Russia...Appeared in all six games for his country, tallying one point (0g/1a) as the youngest member of the Swedish Olympic Team (21 years old)...Helped Sweden capture the gold medal at the 2013 IIHF World Championship in Stockholm and Helsinki...Appeared in all 10 games at the tournament, tallying three goals and one assist with a +4 rating...Served as an alternate captain for Team Sweden at the 2012 IIHF World Championship, recording five points (1g/4a) in eight games...Was an alternate captain for Sweden at the 2011 IIHF World Junior Championship in Buffalo, but only played one

game before being sidelined with a high ankle sprain...Competed for Sweden at the 2009 IIHF World Under-18 Championship, finishing second on the team with four goals in six games...Was also selected to play in the 2009 Under-20 Four Nations Tournament in Finland...Wore the 'C' as captain for Sweden's under-16, under-17 and under-18 teams.

### PERSONAL

Gabriel and his wife, Melissa, were married in the summer of 2018...Gabriel's dad, Tony, was a defenseman in the Swedish Elite League for Hammarby (1977-85)...Nickname is "Landy"...Has a twin sister...Colorado's nominee for the King Clancy Memorial Trophy in each of the last five seasons (leadership and humanitarian contribution)...Serves as a group ambassador for "Friends," a global anti-bullying effort based in Stockholm, Sweden...Founded in 1997, "Friends" has worked to provide pre-schools, schools and sports clubs with resources to combat bullying...Landeskog purchases suites to Avalanche home games which are donated to different charities on behalf of "Friends"...Became the face of unique initiative when he participated in the *You Can Play Project*, which featured a video of Landeskog that the Colorado High School Activities Association used as the kickoff for a statewide effort that puts diversity and inclusion messaging in every locker room and student activity in Colorado...Participated in UHealth's 2018 #HealthySwings Home Run Derby at Coors Field on May 11, 2018 to benefit Gold Crown, a nonprofit youth organization...Landeskog joined the NHL and Avalanche in hosting a sled hockey exhibition match between the Warrior Avs (composed of military veterans) and the 2015 National Champion Colorado Avalanche sled hockey team at Coors Field one day after the Stadium Series on Feb. 28, 2016...Earlier in that month, Gabe joined 15 Colorado Sled Hockey Team members, ages 5-16, for a practice at The Ice Ranch on Feb. 8, 2016...On Dec. 10, 2014, Gabe was the guest speaker at a children's naturalization ceremony at the U.S. Citizenship and Immigration Services in Centennial, Colorado...He congratulated the kids on becoming U.S. citizens and spoke to them about working hard and believing in yourself no matter where you are from...During Thanksgiving Week in 2013, Landeskog helped serve Thanksgiving meals at the Denver Rescue Mission-The Crossing, while also joining the Avalanche in donating street hockey equipment to the shelter...Developed "#Landeskoging" T-shirts following the 2011-12 season in which proceeds of every shirt sold were donated to the Children's Hospital Colorado Foundation...Joined with CCM to raise money and donate equipment to the Foothills Hockey Association in Colorado...Participates in the Icebreakers charity hockey games in Sweden.

Edmonton due to an upper-body injury, forcing him to miss five games from Feb. 20-28...Was placed on Injured Reserve, Feb. 20 (retroactive to Feb. 18) and activated on March 2...Had appeared in a career-high 20 straight games prior to the injury. **PLAYOFFS:** Did not dress during the postseason.

**CAREER**

**2016-17:** Joined the Avalanche in mid-March after spending most of his first season in North America with the San Antonio Rampage (AHL)...Appeared in 12 games for Colorado (0g/0a), averaging 14:45 of ice time per night...Played in 62 games for the Rampage, totaling 13 points (2g/11a)...Was recalled from San Antonio on March 13...Made his NHL debut on March 15 vs. Detroit, posting a +1 rating and three hits in 14:22 of ice time...Became the second Swedish-born defenseman to play a game for the Avalanche, joining Daniel Tjarnqvist (2008-09)...Dressed in 10 consecutive games for the Avs before sitting out on April 4 vs. Chicago due to a lower-body injury...Was reassigned to San Antonio on April 9 and played in the Rampage's final three contests of the season. **2015-16:** Spent the entire season with Skelleftea AIK in Sweden...Recorded four points (0g/4a) and led the team with 85 hits in 30 Swedish Hockey League contests...Also added 26 blocked shots and finished with a +3 plus/minus rating while averaging 16:02 of ice time...Sat out 13 games due to an ankle injury he suffered on Sept. 30 vs. Orebro...Returned to the lineup for the Nov. 19 matchup against Vaxjo...Missed six games from Jan. 23 to Feb. 4 and the final three regular season contests (March 3-8)...Registered one assist while playing in all 16 SHL playoff contests, which saw Skelleftea fall in the Finals to Frolunda...Had one assist in six Champions Hockey League games with Skelleftea, which lost in the quarterfinals to HC Davos of Switzerland...Represented his country at the 2016 IIHF World Championship held in Russia...Signed a three-year, entry-level contract with Colorado on May 24. **2014-15:** Played his first full season of professional hockey in Sweden, appearing in 35 games with Skelleftea AIK of the Swedish Hockey League and five games with the Malmo Redhawks of HockeyAllsvenskan...Recorded seven assists and had a +12 plus/minus rating during the regular season with Skelleftea...Added five points (1g/4a) in 15 playoff games, helping the Skelleftea to the SHL Final for the second consecutive year...Loaned to Malmo on Nov. 24 and recorded three points (1g/2a) in five games with Malmo...Rejoined Skelleftea for its Dec. 11 contest vs. Brynas IF and remained with the club for the rest of the season...Scored two goals in 11 Champions Hockey League games for Skelleftea, which lost in the semifinals of the IIHF's inaugural European tournament. **2013-14:** Helped his hometown club, Skelleftea, to the Swedish Hockey League championship...Split time during the season between Skelleftea's junior and professional clubs...Recorded six points (1g/5a) in 39 games with Skelleftea Jr., where he played in 122



**54 ANTON LINDHOLM**

**POSITION:** DEFENSEMAN  
**HEIGHT:** 5' 11"  
**WEIGHT:** 191 LBS.  
**SHOOTS:** LEFT  
**BORN:** NOVEMBER 29, 1994  
**BIRTHPLACE:** SKELLEFTEA, SWEDEN

**TRANSACTIONS**

Colorado's fifth selection (fifth round, 144th overall) in the 2014 NHL Draft.

**CAREER HIGHS**

**Goals/Game:** None  
**Assists/Game:** 1 (4x), last: March 4, 2018 vs. Nashville  
**Points/Game:** 1 (4x), last: March 4, 2018 vs. Nashville  
**Point Streak:** None  
**Goal Streak:** None  
**Assist Streak:** None  
**Shots/Game:** 2 (3x), last: Feb. 11, 2018 at Buffalo  
**Ice Time/Game:** 20:59, Oct. 28, 2017 vs. Chicago  
**Plus/Minus:** +3, Feb. 11, 2018 at Buffalo  
**Consec. Games:** 20 games, Jan. 2 - Feb. 18, 2018  
**Multi Point Games:** None  
**Career Shootouts:** No attempts  
**Career Penalty Shots:** No attempts

**2017-18 SEASON**

Skated in 48 games for the Avalanche, tallying four points (0g/4a) with a +4 plus/minus rating...Finished tied for seventh on the club in plus/minus rating (+4)...Toted 99 hits, third among team defensemen, and his 2.06 hits-per-game average ranked sixth among all NHL rookies...Was recalled from San Antonio (AHL) on Oct. 6 after being reassigned to the Rampage just prior to the season on Oct. 3...Suffered a fractured jaw on Nov. 4 at Philadelphia, forcing him to miss nine games from Nov. 5-25...Was placed on Injured Reserve, Nov. 5 (retroactive to Nov. 4) and activated on Nov. 28...Recorded his first career NHL point with an assist on Jan. 25 at St. Louis...Left the Feb. 18th contest against

ANTON LINDHOLM | 54

# AVALANCHE PLAYERS

total games in the SuperElit league from 2010 to 2014 and registered 20 points (3g/17a)...Appeared in seven regular-season games and 14 postseason contests with Skelleftea's pro team...Contributed three points (1g/2a) in the playoffs during the club's title run...Had an assist in a one-game loan with Pitea HC. **2012-13:** Played in 37 games with Skelleftea Jr., where he was an alternate captain...Tallied 10 points (1g/9a) and 24 penalty minutes...Contributed one goal in five postseason contests...Saw action in two professional games with Skelleftea. **2011-12:** Spent the majority of the season with Skelleftea Jr., where he had four points (1g/3a) in 43 regular-season games and one assist in three playoff contests...Played four regular-season games with Skelleftea's Under-18 team...Also made his professional debut with Skelleftea, appearing in one game. **2010-11:** Recorded 24 points (9g/15a) in 36 games for Skelleftea's Under-18 team...Added two assists in seven playoff games...Played three games with Skelleftea Jr. **2009-10:** Played 14 games with Skelleftea's Under-18 team, tallying one goal and two assists and 29 penalty minutes...Also appeared in three games for the Under-16 squad.

## INTERNATIONAL

Represented Sweden at the 2016 IIHF World Championship held in Russia, appearing in three contests (0g/0a).

## PERSONAL

Is just the second Swedish-born defenseman to play a game for the Avalanche, joining Daniel Tjarnqvist (2008-09)...Helped run a practice for the Avalanche's Pee Wee Team, Arvada Pee Wee AA, on Feb. 13, 2018 at the Apex Center in Arvada...On Oct. 31, 2017, Lindholm visited Thunder Ridge Middle School in Aurora as part of the Avalanche Future Goals program...As part of the NHL/NHLPA's Industry Growth Fund Grant Program, Anton helped students from Farrell B. Howell Elementary School learn street hockey for the Playworks Street Hockey Extravaganza (Dec. 2, 2016).

## STATISTICS

SEASON	TEAM	LEAGUE	GP	REGULAR SEASON										PLAYOFFS				
				G	A	PTS	PIM	+/-	PP	SH	GW	GP	G	A	PTS	PIM		
2011-12	Skelleftea U-18	Sweden U-18	4	0	0	0	2	-	-	-	-	2	0	0	0	2		
	Skelleftea Jr.	Sweden Jr.	43	1	3	4	20	-	-	-	-	3	0	1	1	0		
2012-13	Skelleftea Jr.	Sweden Jr.	37	1	9	10	24	-	-	-	-	5	1	0	1	2		
	Skelleftea	Sweden	2	0	0	2	-	-	-	-	-	-	-	-	-	-		
2013-14	Skelleftea Jr.	Sweden Jr.	39	1	5	6	34	-	-	-	-	-	-	-	-	-		
	Pitea	Sweden-3	1	0	1	1	0	-	-	-	-	-	-	-	-	-		
	Skelleftea	Sweden	7	0	0	4	-	-	-	-	14	1	2	3	4			
2014-15	Skelleftea	Sweden	35	0	7	7	35	-	-	-	-	15	1	4	5	8		
	Malmö	Sweden-2	5	1	2	3	2	-	-	-	-	-	-	-	-	-		
2015-16	Skelleftea	Sweden	30	0	4	4	18	-	-	-	-	16	0	1	1	6		
	Sweden	WC	3	0	0	0	0	-	-	-	-	-	-	-	-	-		
2016-17	San Antonio	AHL	62	2	11	13	39	-	-	-	-	-	-	-	-	-		
	Colorado	NHL	12	0	0	0	2	-8	0	0	0	-	-	-	-	-		
2017-18	Colorado	NHL	48	0	4	4	14	+4	0	0	0	-	-	-	-	-		
<b>NHL TOTALS</b>			<b>60</b>	<b>0</b>	<b>4</b>	<b>4</b>	<b>16</b>	<b>-4</b>	<b>0</b>	<b>0</b>	<b>0</b>	<b>-</b>	<b>-</b>	<b>-</b>	<b>-</b>	<b>-</b>		

## VS. NHL

	GP	G	A	PTS	PIM		GP	G	A	PTS	PIM		GP	G	A	PTS	PIM
Anaheim	1	0	0	0	2	Edmonton	4	0	1	1	0	Pittsburgh	2	0	0	0	2
Arizona	1	0	0	0	0	Florida	2	0	0	0	0	San Jose	2	0	0	0	2
Boston	1	0	0	0	2	Los Angeles	1	0	0	0	0	St. Louis	5	0	1	1	0
Buffalo	2	0	1	1	0	Minnesota	4	0	0	0	4	Tampa Bay	2	0	0	0	0
Calgary	1	0	0	0	0	Montreal	2	0	0	0	0	Toronto	2	0	0	0	0
Carolina	2	0	0	0	2	Nashville	2	0	1	1	0	Vancouver	1	0	0	0	0
Chicago	3	0	0	0	0	New Jersey	2	0	0	0	2	Vegas	2	0	0	0	0
Colorado	-	-	-	-	-	NY Islanders	-	-	-	-	-	Washington	2	0	0	0	0
Columbus	2	0	0	0	0	NY Rangers	1	0	0	0	0	Winnipeg	4	0	0	0	0
Dallas	4	0	0	0	0	Ottawa	-	-	-	-	-						
Detroit	2	0	0	0	0	Philadelphia	1	0	0	0	0						

player to end a season among the NHL's top-five scorers since Joe Sakic (T-2nd) in 2003-04...Ranked second in the NHL in points-per-game (1.31), and tied for the league lead with 12 game-winning goals, matching the Avalanche record set by Sakic in 2000-01...Three of those winners were overtime goals, equaling a single-season franchise record...MacKinnon's 97 points were the most by an Avalanche player since 2006-07 (Sakic, 100), his 39 goals were the most since 2002-03 (Milan Hejduk, 50) and his 58 assists were the most since 2009-10 (Paul Stastny, 59)...Tied for the league lead with nine multi-goal games, the most by a Colorado player since 2002-03 (Hejduk, 9)...Notched 13 three-point performances, second in the NHL, and the most by an Avalanche skater since 2002-03 (Forsberg, 14)...MacKinnon was the first Avalanche player with two five-point games in a season since Stastny in 2007-08, and he joined Mathew Barzal (three times) as the only NHL players with multiple five-point games in 2017-18...MacKinnon's 27 multi-point efforts were the most by a Colorado player since 2006-07 (Sakic, 28), while his 284 shots were the most by an Avs player since 2000-01 (Sakic, 332)...Among the league leaders, MacKinnon finished tied for ninth in goals, tied for 11th in assists, ranked eighth in shots and tied for 14th in power-play goals (12)...Was the first NHL player to record 12-plus game-winning goals and 12-plus power-play tallies in the same season since 2011-12 (Steven Stamkos)...He also joined Sakic in 2000-01 as the only Avalanche players to ever reach 12 in both categories...Was the NHL's leading scorer at home with 67 points (27g/40a) in 39 contests, tying the Avalanche record for home points set by Sakic in 2000-01...It was the most points by an NHL player in its own building since 2011-12 (Evgeni Malkin, 67)...Eight of MacKinnon's game winners came at Pepsi Center, a new Avalanche record for GWG at home...Participated in the 2018 NHL All-Star Game in Tampa on Jan. 28, the first Avalanche player to be selected to two straight All-Star Games since Sakic in 2003-04 and 2006-07...Was named one of the NHL Three Stars of the Week on four occasions throughout the year, the first Colorado player to earn four weekly honors in a season since the three stars began in 2006-07...Scored 15% of the Avalanche's goals and had a hand in 38%...Tied Nikita Zadorov for the team lead with three fighting majors...Was named the NHL's First Star of the Month in November, the first Avalanche player to be named First Star of the Month since Craig Anderson in October of 2009...Paced the league in points-per-game (1.67), points (20-tied), assists (15) and plus/minus (+11) in 12 November games, with his 15 assists the most by an Avs player in a single month since 2002-03 (Forsberg, three times)...Registered 20 points (6g/14a) in a 10-game stretch from Oct. 28-Nov. 22, the first Avalanche player to record 20 points in a span of 10 team games since Sakic from March 20 to April 9, 2006...MacKinnon had another 20 point in 10-game stretch from Feb. 20-March 10 (8g/12a)...Posted



**29 NATHAN MacKINNON**

**POSITION:** CENTER  
**HEIGHT:** 6' 0"  
**WEIGHT:** 205 LBS.  
**SHOOTS:** RIGHT  
**BORN:** SEPTEMBER 1, 1995  
**BIRTHPLACE:** HALIFAX, NOVA SCOTIA

**TRANSACTIONS**

Colorado's first choice (first round, first overall) in the 2013 NHL Draft.

**CAREER HIGHS**

**Goals/Game:** 3 (2x), last: Dec. 28, 2015 at San Jose  
**Assists/Game:** 4, Nov. 16, 2017 vs. Washington  
**Points/Game:** 5 (2x), last: March 2, 2018 vs. Minnesota  
**Point Streak:** 14 games, Feb. 24 – March 22, 2018  
**Goal Streak:** 5 games, Jan. 6-20, 2018  
**Assist Streak:** 5 games (2x), last: Dec. 29, 2017-Jan. 6, 2018  
**Shots/Game:** 11, March 18, 2018 vs. Detroit  
**Ice Time/Game:** 25:02, Nov. 25, 2015 vs. Ottawa  
**Plus/Minus:** +5, March 2, 2018 vs. Minnesota  
**Consec. Games:** 146, Oct. 2, 2013 - March 4, 2015  
**Mult. Pt. Games:** 75 total – 2 pts (55), 3 pts (17), 4 pts (1), 5 pts (2)  
**Career Shootouts:** 10-21 (47.6%), 3 GDG  
**Career Penalty Shots:** 0-2  
**Career OT goals:** 5 total, last: Feb. 20, 2018 at Vancouver

**2017-18 SEASON**

Named a finalist for the Hart Trophy and Ted Lindsay Award and was selected to the NHL Second All-Star Team...Finished second in Hart voting to Taylor Hall (1,264-1,094) in what was the closest Hart Trophy race since 2012-13, when Alex Ovechkin edged Sidney Crosby, 1,090-1,058...Was also the runner-up for the Ted Lindsay Award...Was the first Avalanche player to be selected to a postseason NHL All-Star Team since Semyon Varlamov (second team) in 2013-14...Finished fifth in league scoring with a career-high 97 points (39g/58a) in 74 games, becoming the first Avalanche

NATHAN MacKINNON | 29



# AVALANCHE PLAYERS

four consecutive multi-point games from Oct. 28–Nov. 5, the first Avalanche player to accomplish that feat since Matt Duchene did it from Dec. 16–21, 2013... Recorded his first career five-point game (1g/4a) on Nov. 16 vs. Washington, the first five-point effort by an Avalanche player since Dec. 9, 2007 (Hejduk 6, Stastny 5 vs. St. Louis)...His four assists were also a personal best and the most by a Colorado player since T.J. Galiardi on Feb. 2, 2010 vs. Columbus...Scored overtime goals on Nov. 19 at Detroit and Nov. 29 vs. Winnipeg, becoming the fourth Colorado skater to score two OT goals in one calendar month (Forsberg, David Jones, Tyson Barrie)...Tied his career high with a five-game assist streak, Dec. 29–Jan. 6...Scored a goal in five straight games, Jan. 6–20, the longest goal streak of his career and the longest by an Avalanche player since Gabriel Landeskog from Feb. 12–20, 2015 (also five)...Had 52 points at the halfway point of the season (through 41 team games), the most by an Avalanche player since Sakic had 56 in 2000–01...Left the Jan. 30th contest at Vancouver due to an upper-body injury, forcing him to miss eight games...Placed on IR, Feb. 13 (retroactive to Jan. 30) and activated on Feb. 18... Became the third-youngest Avalanche/Nordiques player (22 years, 172 days) to reach 100 career goals with an OT winner on Feb. 20 at Vancouver...Compiled a career-high 14-game point streak from Feb. 24–March 22, the third-longest run by an NHL player in 2017–18 (Taylor Hall 19, Patrik Laine 15)...It was the longest streak by a member of the Avalanche since Stastny had points in 20 straight games in 2006–07...Recorded 30

points (14g/16a) in a 15-game stretch from Feb. 20–March 20...Picked up his second five-point game and was +5 on March 2 vs. Minnesota, the first Avs player to record a +5 rating since Rob Blake on March 19, 2006 at San Jose...Tied a franchise record with 11 shots on March 18 vs. Detroit, the seventh Avalanche/Nordiques player to record 11 shots in a single game (last: Ryan Smyth, Oct. 16, 2007 vs. Calgary)...Finished the month of March with 22 points (9g/13a) in 15 games, a career high for a single month and second on the team (Mikko Rantanen, 23)...Tallied his 300th NHL point on April 1 at Anaheim...Was named the NHL First Star of the Week for Jan. 15–21 and Feb. 26–March 4, was the Second Star of the Week for Feb. 12–18 and the Third Star of the Week for Nov. 13–19. **PLAYOFFS:** Finished second on the team with six points (3g/3a) in six games during the 2018 Stanley Cup Playoffs...Led the Avs in shots (28) and ranked second in goals...Collected his first career playoff multi-goal game on April 16 vs. Nashville (Game 3).

## CAREER

**2016-17:** Led the Avalanche in points (53), assists (37), shots (251), game-winning goals (4) and short-handed tallies (2)...Was the only Colorado player to appear in all 82 games...Represented the Avalanche at the 2017 NHL All-Star Game in Los Angeles, his first career All-Star Game selection...Led the NHL with 61 shots in November, setting a new Avalanche record for shots in the month of November...He topped the previous mark of 57 set by Claude Lemieux in 1995 and equaled by Rob Blake in 2003...MacKinnon's 61 shots were the

## STATISTICS

SEASON	TEAM	LEAGUE	REGULAR SEASON										PLAYOFFS				
			GP	G	A	PTS	PIM	+/-	PP	SH	GW	GP	G	A	PTS	PIM	
2011-12	Halifax	QMJHL	58	31	47	78	45	-	-	-	-	17	13	15	28	12	
2012-13	Halifax	QMJHL	44	32	43	75	45	-	-	-	-	17	11	22	33	12	
	Canada	WJC	6	0	1	1	4	-	-	-	-	-	-	-	-	-	
2013-14	Colorado	NHL	82	24	39	63	26	+20	8	0	5	7	2	8	10	4	
	Canada	WC	8	1	3	4	8	-	-	-	-	-	-	-	-	-	
2014-15	Colorado	NHL	64	14	24	38	34	-7	3	0	2	-	-	-	-	-	
	Canada	WC	10	4	5	9	6	-	-	-	-	-	-	-	-	-	
2015-16	Colorado	NHL	72	21	31	52	20	-4	7	0	6	-	-	-	-	-	
2016-17	Colorado	NHL	82	16	37	53	16	-14	2	2	4	-	-	-	-	-	
	North America	W-Cup	3	2	1	3	2	-	-	-	-	-	-	-	-	-	
	Canada	WC	10	6	9	15	6	-	-	-	-	-	-	-	-	-	
2017-18	Colorado	NHL	74	39	58	97	55	+11	12	0	12	6	3	3	6	4	
<b>NHL TOTALS</b>			<b>374</b>	<b>114</b>	<b>189</b>	<b>303</b>	<b>151</b>	<b>+6</b>	<b>32</b>	<b>2</b>	<b>29</b>	<b>13</b>	<b>5</b>	<b>11</b>	<b>16</b>	<b>8</b>	

## VS. NHL

	GP	G	A	PTS	PIM		GP	G	A	PTS	PIM		GP	G	A	PTS	PIM
Anaheim	12	5	4	9	4	Edmonton	11	1	7	8	4	Pittsburgh	10	1	5	6	4
Arizona	14	1	10	11	38	Florida	10	3	1	4	2	San Jose	13	9	5	14	2
Boston	10	1	4	5	0	Los Angeles	13	1	4	5	4	St. Louis	21	8	8	16	8
Buffalo	8	3	5	8	0	Minnesota	22	8	11	19	8	Tampa Bay	10	7	9	16	0
Calgary	13	6	9	15	8	Montreal	9	5	4	9	0	Toronto	10	4	5	9	2
Carolina	9	1	7	8	0	Nashville	20	4	11	15	6	Vancouver	14	3	9	12	8
Chicago	22	7	12	19	12	New Jersey	9	1	2	3	4	Vegas	3	0	0	0	5
Colorado	-	-	-	-	-	NY Islanders	10	6	5	11	0	Washington	9	4	8	12	4
Columbus	9	2	6	8	2	NY Rangers	10	3	5	8	4	Winnipeg	21	4	7	11	4
Dallas	23	7	14	21	6	Ottawa	10	3	5	8	0						
Detroit	10	5	4	9	7	Philadelphia	9	1	3	4	5						

most by a Colorado player in any month since Joe Sakic (67) in March 2001...Recorded his 100th NHL assist on Nov. 11 vs. Winnipeg...Scored his first career short-handed goal on Nov. 17 at Dallas...Tallied his first career regular-season overtime goal on Dec. 23 at Chicago and added his second on Jan. 6 vs. NY Islanders...Appeared in his 300th NHL game on April 9 at St. Louis. **2015-16:** Ranked first on the Avalanche in shots (245) and shared the club lead in game-winning goals (6)...Finished third on the Avs in points (52) and goals (21) and was fourth in assists (31)... Attempted two penalty shots, Feb. 4 vs. Dallas and March 3 vs. Florida (both unsuccessful)...Joined Milan Hejduk (2003-04) as the only Avalanche players to attempt two penalty shots in one season...Led Colorado in scoring during the month of October with 10 points (4g/6a) in 10 games...Scored two goals 0:13 apart on Nov. 14 at Montreal, the fastest two goals by an Avalanche player since Hejduk on Jan. 18, 2001 vs. Vancouver (0:13)... Tallied his second career hat trick, which included a pair of power-play goals, on Dec. 28 at San Jose...Scored two game-tying goals in the final minute of regulation, Jan. 6 and Jan. 22, both against St. Louis at Pepsi Center...Recorded a goal and an assist in the NHL Stadium Series outdoor game against the Red Wings at Coors Field on Feb. 27...Appeared in his 200th NHL game and attempted his first career penalty shot on Feb. 4 vs. Dallas...Missed the final 10 games of the season due to injury (knee). **2014-15:** Missed the final 18 games of the season due to a fractured foot...Had played in 146 consecutive games (153 including playoffs) to begin his NHL career prior to the foot injury...Went 6-for-9 (66.7%) in shootouts with two game-deciding goals...Was Colorado's leading scorer in November with 12 points (3g/9a) in 13 games... Appeared in his 100th NHL game on Nov. 13 at NY Rangers...Recorded his first fighting major on Feb. 5 vs. Detroit (Jonathan Ericsson)...Tallied his first career hat trick on Feb. 22 vs. Tampa Bay, becoming the youngest Avalanche player to ever record a hat trick (19 years, 174 days)...Only one player in franchise history registered a hat trick at a younger age, Joe Sakic, who scored three goals at 19 years, 107 days on Oct. 22, 1988 at NY Islanders and also 19 years, 140 days on Nov. 24, 1988 vs. Montreal...MacKinnon's three-goal game was the first by an Avalanche player since Matt Duchene did it on Nov. 4, 2011 at Dallas and the first on home ice since March 6, 2010 (Chris Stewart vs. St. Louis)...Picked up his 100th NHL point on Feb. 24 at Nashville...Following the season, Nathan returned from injury to help Canada capture the gold medal at the 2015 IIHF World Championship in the Czech Republic. **2013-14:** Won the Calder Memorial Trophy as the NHL's rookie of the year...MacKinnon, who was 18 years, 224 days on the final day of regular season, became the youngest player to ever win the Calder Trophy...The previous mark was held by Carolina's Jeff Skinner, who was 18 years, 329 days when he won it in 2010-11...MacKinnon received 130 of the 137 first-

place votes for the award, with his 1,347 total votes far out-distancing Tampa Bay forwards Ondrej Palat (791) and Tyler Johnson (352)...Became the third player in Avalanche history to win the Calder Trophy, joining Chris Drury (1998-99) and Gabriel Landeskog (2011-12)... Was the fifth player in the 34-year history of the Avalanche/Nordiques franchise to capture rookie of the year honors, joining Peter Stastny (1980-81), Peter Forsberg (1994-95), Drury and Landeskog...Named to the NHL All-Rookie Team...Led all rookies in points (63), goals (24-tied), assists (39), power-play goals (8), game-winning goals (5-tied), shots (241) and games played (82-tied)...Became the first NHL player to lead all rookies in goals, assists and points since Evgeni Malkin in 2006-07...Was one of only two Avs to appear in every game (Patrick Bordeleau) and one of only three NHL rookies to dress in all 82 contests (Tyler Johnson, Tom Wilson)...Led the Avalanche in shots, ranked second in assists (tied), plus/minus (+20) and PPG, and finished fourth in goals and points...Was the first NHL rookie to surpass 60 points with a plus/minus rating of +20 or better since 1992-93 (Joe Juneau, Eric Lindros, Shawn McEachern)...Made his NHL debut at the age of 18 years, 31 days on Oct. 2 vs. Anaheim, becoming the youngest player in franchise history...He was over 200 days younger than the previous record holder, Owen Nolan, who was 18 years, 235 days when he debuted for Quebec on Oct. 4, 1990 at Hartford...Notched two assists in that debut to become the youngest player to record two or more points in a game since Jan. 8, 1944, when Ted Kennedy (18 years, 27 days) had four points (1g/3a) for the Maple Leafs in a 12-3 win over the Bruins in Toronto...Had an assist in each of his first three NHL games, becoming the fifth player in franchise history to accomplish that feat...Scored his first NHL goal on Oct. 12 at Washington, becoming the youngest player in franchise history to score a goal (18 years, 41 days)...Equaled a franchise rookie record with nine shots on Nov. 12 at Carolina...Had back-to-back two-goal games, Jan. 4-6, becoming the youngest player in NHL history to record multiple goals in two straight games (18 years, 127 days)...Broke the previous mark set by Dale Hawerchuk (18 years, 204 days) from Oct. 23-25, 1981 with the Winnipeg Jets...Recorded his first career multi-goal game on Jan. 4 vs. San Jose, becoming the youngest player in franchise history to score two goals in a game (18 years, 125 days)...He broke the previous mark set by Ryan O'Reilly, who was 18 years, 272 days when he lit the lamp twice on Nov. 6, 2009 vs. Chicago...Led the team and all NHL rookies with nine goals in January, the second-most ever by an Avs rookie in a single month...Led all rookies and tied for the league lead with 10 points (5g/5a) in seven games during the month of February...Compiled a 13-game point streak from Jan. 25 to March 6, the longest streak by an 18-year-old in NHL history...He topped Wayne Gretzky's record of 12 straight games with a point from Dec. 9, 1979 to Jan. 5, 1980...MacKinnon's streak was the second-longest by an NHL rookie over

## AVALANCHE PLAYERS

the past 20 seasons, trailing only Paul Stastny's record 20-game stretch in 2006-07...Hit the 50-point mark on March 4 at Chicago, becoming the fifth-youngest player in NHL history to reach 50 points (18 years, 184 days)...Only Bep Guidolin (18 years, 58 days), Ted Kennedy (18 years, 97 days), Sidney Crosby (18 years, 161 days) and Brian Bellows (18 years, 182 days) were younger. **PLAYOFFS:** Shared the team scoring lead during the playoffs with 10 points (2g/8a) in seven contests...MacKinnon's 10 points were the third-most by an 18-year-old in one playoff year, behind only Jaromir Jagr (13, 1991) and Ed Olczyk (11, 1985)... Despite playing just seven games, Nathan's eight postseason assists tied for the league lead among rookies...Collected three assists in his playoff debut on April 17 vs. Minnesota, becoming the first rookie to ever record three assists in his postseason debut...At 18 years, 228 days, he was the second-youngest player in NHL history to record three points in his playoff debut (Pierre Turgeon was 18 years, 222 days on April 6, 1988 at Boston)...Had a goal and three assists in Game 2 on April 19, becoming the third 18-year-old in NHL history to record a four-point game in the postseason (Pierre Turgeon, 1988 and Trevor Linden, 1989)...With that four-point effort, Nathan tied the NHL record for most points in the first two playoff games of a career with seven (Odie Cleghorn, Montreal 1918-19 and Barry Pederson, Boston 1981-82)...Was the fourth player in NHL history to record three or more points in each of his first two career postseason games (Newsy Lalonde 1917-18, Cleghorn 1918-19, Bobby Smith 1979-80)...Scored the overtime winner in Game 5 on April 26 at Pepsi Center, becoming the second-youngest player in Stanley Cup Playoff history to score an OT goal (18 years, 237 days)...Don Gallinger was 17 years, 339 days when he did it for Boston on March 21, 1943 against Montreal. **2012-13:** Helped lead the Halifax Mooseheads to their first-ever Quebec Major Junior Hockey League championship and first-ever Memorial Cup title...Was named MVP of the 2013 Memorial Cup after recording a tournament-high 13 points (7g/6a) in four games, which included a hat trick and five points in the final against Portland on May 26...During the 2012-13 regular season, MacKinnon collected 75 points (32g/43a) in 44 contests for Halifax, averaging 1.70 points-per-game...He finished tied for fourth on the Mooseheads in scoring and added a +40 plus/minus rating en route to being named to the QMJHL Second All-Star Team...Went on to tally 33 points (11g/22a) in 17 playoff games as the Mooseheads won the league championship...Nathan's 33 postseason points tied him for second in the QMJHL...Led Halifax in game-winning goals during the regular season (7-tie) and playoffs (4). **2011-12:** As a rookie with Halifax in 2011-12, MacKinnon led the Mooseheads in goals (31), assists (47) and points (78) while appearing in 58 games...His 78 points finished second among QMJHL rookies...Led Halifax in playoff scoring as well, registering 28 points (13g/15a) in 17 postseason

contests...Was selected first overall by the Baie-Comeau Drakkar in the 2011 QMJHL Draft before his rights were traded to Halifax. **Other:** Helped his bantam team in Cole Harbour win the Atlantic AAA Championship in 2008...He then went on to play for Shattuck-St. Mary's prep school in Minnesota from 2009-11 before joining Halifax.

### INTERNATIONAL

Has played for Canada in three IIHF World Championships (2014-15, 2017) and one IIHF World Junior Championship (2013), while also representing Team North America at the World Cup of Hockey in 2016...Led Team Canada with 15 points (6g/9a) in 10 games at the 2017 IIHF World Championship in Germany/France, helping the Canadians to a silver medal...MacKinnon's 15 points tied him for second among all tournament scorers...Helped Canada capture the gold medal at the 2015 IIHF World Championship in the Czech Republic...Recorded nine points (4g/5a) in 10 games at the tournament, which included a goal in the gold-medal game against Russia on May 17... Also played for his country at the 2014 IIHF World Championship in Belarus, recording four points (1g/3a) in eight games...Represted Team North America at the 2016 World Cup of Hockey in Toronto, where he had three points (2g/1a) in three games...Played for Canada at the 2013 IIHF World Junior Championship in Ufa, Russia...Appeared in all six games for the Canadians, posting one assist.

### PERSONAL

Was the first player to be selected first overall by the Avalanche since the franchise moved to Denver in 1995...Was the fourth player in franchise history to be drafted first overall, joining Mats Sundin in 1989, Owen Nolan in 1990 and Eric Lindros in 1991...Was only the third 17-year old to be taken first overall since 1988, joining Sidney Crosby in 2005 and Joe Thornton in 1997...Was the first Halifax Mooseheads player to ever be selected first overall...Born in Halifax, Nova Scotia, Nathan grew up in Cole Harbour, Nova Scotia, the same hometown as Crosby...Nathan and Sidney donated their shares from winning the 2015 IIHF World Championship to the youth hockey organization in Cole Harbour...Co-hosted a floor hockey clinic with 70 intellectually disabled athletes from Special Olympics Colorado as part of the Avalanche Street/Floor Hockey program and Hockey is for Everyone month on Feb. 20, 2017 at Pepsi Center...As part of the NHL/NHLPA's Industry Growth Fund Grant Program, Nathan and Tyson Barrie joined 120 third to fifth graders for a Playworks Street Hockey clinic on Dec. 10, 2015 at High Tech Early College in Denver...Playworks is a non-profit aimed at improving the health and well-being of kids by increasing opportunities for physical activity... Hosted a practice for the Avalanche's Pee Wee Team in each of his first two NHL seasons...MacKinnon himself participated in the Quebec Pee Wee Tournament as a youth hockey player.



**12 PATRIK NEMETH**

**POSITION:** DEFENSEMAN  
**HEIGHT:** 6' 3"  
**WEIGHT:** 219 LBS.  
**SHOOTS:** LEFT  
**BORN:** FEBRUARY 8, 1992  
**BIRTHPLACE:** STOCKHOLM, SWEDEN

**TRANSACTIONS**

Dallas' second choice (second round, 41st overall) in the 2010 NHL Entry Draft...Claimed by Colorado on waivers, Oct. 3, 2017.

**CAREER HIGHS**

**Goals/Game:** 1 (3x), last: Jan. 6, 2018 vs. Minnesota  
**Assists/Game:** 2 (3x), last: March 2, 2018 vs. Minnesota  
**Points/Game:** 2 (4x), last: March 2, 2018 vs. Minnesota  
**Point Streak:** 2 games (5x), last: Jan. 6-13, 2018  
**Goal Streak:** None  
**Assist Streak:** 2 games, Nov. 2-4, 2017  
**Shots/Game:** 8, April 8, 2017 vs. Colorado  
**Ice Time/Game:** 25:10, March 15, 2018 at St. Louis  
**Plus/Minus:** +4, March 2, 2018 vs. Minnesota  
**Consec. Games:** 56 games, Dec. 7, 2017 - present  
**Mult. Pt. Games:** 4 total - 2 pts (4)  
**Career Shootouts:** None  
**Career Penalty Shots:** None

**2017-18 SEASON**

Led Colorado and ranked fourth among NHL defensemen with a +27 plus/minus rating, the highest by an Avalanche player since 2003-04 (Alex Tanguay +30) and the highest by an Avs defenseman since 2002-03 (Adam Foote +30)...Set career highs in points (15), goals (3), assists (12) and games (68)...Ranked first on the club in blocked shots (185)...Was claimed on waivers from Dallas just prior to the start of the regular season on Oct. 3...Picked up an assist in his Avalanche debut on Oct. 5 at NY Rangers...Suffered a shoulder injury on Oct. 14 at Dallas, forcing him to sit out on Oct. 17 at Nashville...Did not play on Oct.

24 vs. Dallas due to a lower-body injury...Scored his first career NHL goal and added an assist on Nov. 2 vs. Carolina...Suffered a lower-body injury on Nov. 5 at NY Islanders, forcing him to miss 12 games from Nov. 10 to Dec. 5...Was placed on IR, Nov. 10 (retro to Nov. 5) and activated on Dec. 7...Went on to appear in each of the final 56 contests of the season following that injury, the longest consecutive games-played streak of his career...Recorded a career-high 11 blocked shots on Dec. 23 at Arizona, the second-most ever by an Avalanche player in a single game behind Brett Clark's 12 on Nov. 6, 2009 vs. Chicago...Was a career-best +4 and tied his personal high with two assists on March 2 vs. Minnesota...Logged a career-high 25:10 of ice time on March 15 at St. Louis...Was +2 and had six blocked shots in the Avalanche's 5-2 playoff-clinching victory over St. Louis in the season finale on April 7 at Pepsi Center. **PLAYOFFS:** Recorded one assist (0g/1a) in six playoff games while leading the Avalanche in average ice time (23:42) and hits (20)...Recorded his first career playoff point with an assist in Game 3 of the first-round series against Nashville on April 16 at Pepsi Center.

**CAREER**

**2016-17:** Appeared in 40 games for the Dallas Stars, tallying three points (0g/3a)...Also dressed in four American Hockey League contests with Texas during a conditioning assignment from Jan. 6-12 (1g/2a)...Skated in his 100th career NHL game on March 16 at Vancouver...Fired a career-high eight shots-on-goal on April 8 vs. Colorado. **2015-16:** Picked up eight points (0g/8a) in 38 contests with the Stars...Also had an eight-game conditioning assignment with Texas (AHL) from Nov. 11-26 (0g/1a). **2014-15:** Missed 52 contests due to an arm laceration he suffered on Oct. 18 vs. Philadelphia...Registered three assists (0g/3a) in 22 games with the Dallas Stars...Dallas posted a record of 14-6-2 with Nemeth in the lineup...Tallied his first career NHL point (assist) on March 13 at Washington... Was reassigned to Texas (AHL) after the conclusion of the 2014-15 NHL regular season and recorded two points (0g/2a) in eight AHL games...Went on to skate in three Calder Cup Playoffs games with Texas, registering one assist. **2013-14:** Spent most of the season with the Texas Stars (AHL) before joining Dallas for his first NHL action at the end of the year...Recorded 10 points (3g/7a) with a +19 rating in 37 contests with Texas... Was recalled by Dallas on March 31 and made his NHL debut on April 1 at Washington...Skated in eight regular season contests for Dallas (0g/0a). **NHL/AHL PLAYOFFS:** Skated in five of Dallas' six postseason games (0g/0a)...Made his Stanley Cup Playoff debut in Game 1 of the first-round series at Anaheim...Returned to the Texas Stars following Dallas' elimination and helped the AHL Stars win the 2014 Calder Cup... Registered five points (1g/4a) and a +5 rating in 18 AHL postseason games, tying him for second among Stars defensemen in playoff scoring...Scored the

PATRIK NEMETH | 12

# AVALANCHE PLAYERS

Calder Cup-clinching goal in overtime of Game 5 of the Calder Cup Final at St. John's on June 17. **2012-13:** Recorded 12 points (1g/11a) and a +11 rating in 47 games for the Texas Stars (AHL) during his first season in North America. **2011-12:** Spent his season straight full season with AIK of the Swedish Hockey League (SHL), tallying three points in 46 regular-season contests...Added one assist in 11 postseason contests. **2010-11:** Recorded seven points (1g/7a) in 38 regular-season contests with AIK in Sweden's top professional league (SHL)...Also appeared in seven playoff contests with AIK. **Other:** Split both the 2008-09 and 2009-10 seasons between the three levels of Swedish hockey with AIK: AIK U-18 (J18 Allsvenskan), AIK Jr. (SuperElit) and AIK (Allsvenskan)...In 2007-08, played for Hammarby IF J18 (J18 Elit).

## INTERNATIONAL

Won a gold medal with Sweden at the 2012 IIHF World Junior Championship in Alberta, the country's first world junior title since 1981...Led all Swedish defensemen with five points (0g/5a) in six games at the tournament, which included an assist on the overtime-winner in the gold medal game against Russia (1-0 victory)... Also competed for his nation at the 2011 IIHF World Junior Championship, tallying one assist (0g/1a) in six games...Helped his country to a silver medal at the 2010 World Under-18 Championship in Belarus, finished second on the club in plus/minus (+7) while adding two assists (0g/2a) in six contests.

## PERSONAL

Patrik and his wife, Towe-Linn, reside in Sweden during the summer...As part of the Avalanche's TeamFit program, Nemeth helped 50 students from Columbine Elementary learn the principles of healthy eating and daily fitness habits on Jan. 17, 2018 at the Heart and Hand Center in Denver.

## STATISTICS

SEASON	TEAM	LEAGUE	REGULAR SEASON										PLAYOFFS				
			GP	G	A	PTS	PIM	+/-	PP	SH	GW	GP	G	A	PTS	PIM	
2010-11	AIK Solna	Sweden	38	1	6	7	18	-	-	-	-	7	0	0	0	2	
	Sweden	WJC	6	0	1	1	2	-	-	-	-	-	-	-	-	-	
2011-12	AIK Solna	Sweden	46	0	3	3	55	-	-	-	-	11	0	1	1	8	
	Sweden	WJC	6	0	5	5	2	-	-	-	-	-	-	-	-	-	
2012-13	Texas	AHL	47	1	11	12	40	-	-	-	-	-	-	-	-	-	
2013-14	Texas	AHL	37	3	7	10	32	-	-	-	-	18	1	4	5	8	
	Dallas	NHL	8	0	0	0	6	-3	0	0	0	5	0	0	0	12	
2014-15	Dallas	NHL	22	0	3	3	6	0	0	0	0	-	-	-	-	-	
	Texas	AHL	8	0	2	2	6	-	-	-	-	3	0	1	1	4	
2015-16	Dallas	NHL	38	0	8	8	14	-1	0	0	0	-	-	-	-	-	
	Texas	AHL	8	0	1	1	2	-	-	-	-	-	-	-	-	-	
2016-17	Dallas	NHL	40	0	3	3	14	-4	0	0	0	-	-	-	-	-	
	Texas	AHL	4	1	2	3	2	-	-	-	-	-	-	-	-	-	
2017-18	Colorado	NHL	68	3	12	15	41	+27	0	0	0	6	0	1	1	4	
<b>NHL TOTALS</b>			<b>176</b>	<b>3</b>	<b>26</b>	<b>29</b>	<b>81</b>	<b>+19</b>	<b>0</b>	<b>0</b>	<b>0</b>	<b>11</b>	<b>0</b>	<b>1</b>	<b>1</b>	<b>16</b>	

## VS. NHL

	GP	G	A	PTS	PIM		GP	G	A	PTS	PIM		GP	G	A	PTS	PIM
Anaheim	6	0	0	0	0	Edmonton	7	0	0	0	2	Pittsburgh	5	0	0	0	0
Arizona	7	0	1	1	4	Florida	6	0	1	1	6	San Jose	7	0	1	1	2
Boston	3	0	2	2	0	Los Angeles	7	0	1	1	4	St. Louis	11	0	0	0	6
Buffalo	2	0	1	1	0	Minnesota	9	1	3	4	8	Tampa Bay	7	0	0	0	2
Calgary	6	0	1	1	2	Montreal	4	0	0	0	0	Toronto	4	0	0	0	2
Carolina	6	1	1	2	6	Nashville	8	0	0	0	2	Vancouver	7	0	2	2	0
Chicago	13	0	1	1	6	New Jersey	3	0	0	0	0	Vegas	3	0	0	0	4
Colorado	4	0	2	2	4	NY Islanders	5	1	1	2	0	Washington	6	0	4	4	4
Columbus	6	0	0	0	2	NY Rangers	3	0	1	1	0	Winnipeg	10	0	1	1	2
Dallas	2	0	1	1	9	Ottawa	3	0	0	0	0						
Detroit	2	0	0	0	2	Philadelphia	4	0	1	1	2						



**83 MATT NIETO**

**POSITION:** LEFT WING  
**HEIGHT:** 5' 11"  
**WEIGHT:** 190 LBS.  
**SHOOTS:** LEFT  
**BORN:** NOVEMBER 5, 1992  
**BIRTHPLACE:** LONG BEACH, CALIFORNIA

**TRANSACTIONS**

San Jose's first pick (second round, 47th overall) in the 2011 NHL Entry Draft...Claimed by Colorado on waivers, Jan. 5, 2017.

**CAREER HIGHS**

**Goals/Game:** 3, Oct. 24, 2017 vs. Dallas  
**Assists/Game:** 2 (4x), last: Dec. 9, 2017 at Florida  
**Points/Game:** 3 (4x), last: Dec. 9, 2017 at Florida  
**Point Streak:** 4 games, March 8-14, 2014  
**Goal Streak:** 3 games, Feb. 28 – March 4, 2018  
**Assist Streak:** 3 games, Jan. 4-7, 2014  
**Shots/Game:** 7 (2x), last: Jan. 25, 2017 vs. Vancouver  
**Ice Time/Game:** 21:27, Jan. 31, 2015 vs. Chicago  
**Plus/Minus:** +4, Oct. 24, 2017 vs. Dallas  
**Consec. Games:** 66 games, Dec. 30, 2014 - Nov. 21, 2015  
**Mult. Pt. Games:** 14 total – 2 pts (10), 3 pts (4)  
**Career Shootouts:** 0-1 (0.0%)  
**Career Penalty Shots:** 0-2

**2017-18 SEASON**

Set a career high with 15 goals, topping his previous best of 10 established in 2013-14 and 2014-15 with San Jose...Finished sixth on the team in goals...His 26 points fell one short of his personal best set in 2014-15...Finished tied for fourth on the club with a +6 plus/minus rating...Ranked third among Colorado forwards in average shorthanded time-on-ice (2:17), helping the Avalanche's penalty kill finish fourth overall in the NHL and first at home...Set a career high with 74 games played...Tallied his first career hat trick on Oct. 24 vs. Dallas...Nieto's three points that night tied his personal best and he was a career-high +4...Missed

two games (illness), Nov. 4-5...Attempted his second career penalty shot on Nov. 10 vs. Ottawa in Sweden (unsuccessful)...Tied his career high with three points (1g/2a) on Dec. 9 at Florida, his second three-point effort of the season and fourth of his career...Scored a goal in his 300th NHL game on Jan. 15 vs. Anaheim...Did not dress on Jan. 30 at Vancouver (lower body injury)...Recorded his 100th NHL point on Feb. 28 vs. Calgary...Had a three-game goal streak, Feb. 28–March 4, longest of his NHL career...Scored an empty-net goal to cap off the Avalanche's 5-2 playoff-clinching victory over St. Louis in the season finale on April 7 at Pepsi Center. **PLAYOFFS:** Recorded three points (0g/3a) in six playoff games for the Avalanche...His three assists tied him for third on the Aves...Ranked third on the club and led all forwards in shorthanded time-on-ice (2:32).

**CAREER**

**2016-17:** Appeared in 43 of Colorado's 44 games after being claimed on waivers from San Jose on Jan. 5, tallying 11 points (7g/4a)...Skated in 16 contests for the Sharks, notching two points (0g/2a)...Had spent his entire career with San Jose prior to joining the Aves, appearing in 221 games (28g/42a)...Made his Avalanche debut on Jan. 6 vs. NY Islanders, recording four shots while also attempting his first career penalty shot (unsuccessful)...Scored his first goal with Colorado on Jan. 17 vs. Chicago...Equaled a career best with seven shots on Jan. 25 vs. Vancouver...Did not dress on March 15 vs. Detroit due to a knee injury. **2015-16:** Saw action in 67 games for the Sharks, recording eight goals and nine assists for 17 points...Ranked fifth among San Jose forwards in short-handed time-on-ice at 1:12 per game...Scored his first career short-handed goal on Oct. 31 at Dallas, and added his second on Jan. 9 vs. Toronto...Played in his 200th NHL game on March 7 at Calgary...Missed the final 12 games of the season due to injury. **PLAYOFFS:** Appeared in 16 of San Jose's 24 playoff contests, including five of the six Stanley Cup Final games against the Penguins...Finished with one goal and two assists during the postseason...Scored in the series-clinching Game 5 of the opening round against the Kings in Los Angeles on April 22. **2014-15:** Set career highs in games played (72), points (27), assists (17) and shots (135)...Scored the game-winning goal with 12 seconds remaining in regulation on Dec. 2 vs. Philadelphia. **2013-14:** Recorded 10 goals and 24 points (10g/14a) in 66 games during his rookie season with the Sharks...Registered three points, including his first NHL goal and first two NHL assists, in his third career game on Oct. 8 vs. NY Rangers...Dressed in two contests for Worcester of the American Hockey League, tallying all five of his points on Dec. 6 vs. Portland (2g/3a). **PLAYOFFS:** Appeared in all seven playoff games for the Sharks and tied Tomas Hertl for fourth on the club in scoring with five points (2g/3a)...Had an assist in his first career playoff game on April 17 vs. Los Angeles and went on to collect points

MATT NIETO | 83

# AVALANCHE PLAYERS

in each of his first four postseason outings (2g/3a)... Scored his first career playoff goal in Game 3 at Los Angeles on April 22. **2012-13:** Led Boston University in goals (18) and finished second in points (37) while appearing in 39 games as a junior... At the completion of BU's season, Nieto joined the Worcester Sharks (AHL), and recorded six points (2g/4a) in 11 games. **2011-12:** Finished second on the Boston University Terriers in scoring with 42 points (16g/26a) in 37 games as a sophomore... Ranked seventh in the Hockey East in points and was the top-scoring sophomore in the league. **2010-11:** Recorded 23 points (10g/13a) in 39 games as a freshman at Boston University... Finished seventh among Hockey East freshmen in points and tied for fourth in goals. **Other:** Prior to enrolling at BU, Nieto was a member of the United States National Team Development Program in Ann Arbor, Michigan.

## INTERNATIONAL

Helped the United States win back-to-back gold medals at the 2009 and 2010 IIHF World Under-18 Championships... Had four points (1g/3a) in seven games at the 2010 event in Belarus and finished tied for third on Team USA with four goals (4g/0a) in seven games at the 2009 tournament in Fargo-Moorhead.

## PERSONAL

He and his wife, Carley, were married in the summer of 2018... Is the fourth California-born player to dress in a game for the Avalanche, joining Scott Parker, Ray Macias and Rocco Grimaldi... Is the first player in franchise history to wear jersey No. 83... Was the first California-born player selected by San Jose in the NHL Draft and was also the first Shark to wear No. 83... Played his youth hockey in Los Angeles for the Junior Kings... Volunteered his time at a telethon to benefit Hurricane Harvey victims on Aug. 29, 2017 in Denver... Participated in floor hockey games with athletes from Denver Prep League as part of the Avalanche's Industry Growth Fund Floor Hockey program and Hockey is for Everyone month on Feb. 24, 2017 at McAuliffe International School in Denver.

## STATISTICS

SEASON	TEAM	LEAGUE	REGULAR SEASON										PLAYOFFS				
			GP	G	A	PTS	PIM	+/-	PP	SH	GW	GP	G	A	PTS	PIM	
2008-09	U.S. NTDP U-18	NAHL	38	11	24	35	14	-	-	-	-	-	-	-	-	-	
2009-10	U.S. NTDP U-18	USHL	21	14	14	28	19	-	-	-	-	-	-	-	-		
	U.S. NTDP U-17	USHL	3	1	0	1	0	-	-	-	-	-	-	-	-		
2010-11	Boston Univ.	H-East	39	10	13	23	16	-	-	-	-	-	-	-	-		
2011-12	Boston Univ.	H-East	37	16	26	42	26	-	-	-	-	-	-	-	-		
2012-13	Boston Univ.	H-East	39	18	19	37	24	-	-	-	-	-	-	-	-		
	Worcester	AHL	11	2	4	6	0	-	-	-	-	-	-	-	-		
2013-14	San Jose	NHL	66	10	14	24	16	-4	1	0	2	7	2	3	5	0	
	Worcester	AHL	2	2	3	5	0	-	-	-	-	-	-	-	-	-	
2014-15	San Jose	NHL	72	10	17	27	20	-12	1	0	1	-	-	-	-	-	
2015-16	San Jose	NHL	67	8	9	17	10	-8	0	2	1	16	1	2	3	8	
2016-17	San Jose	NHL	16	0	2	2	4	-3	0	0	0	-	-	-	-	-	
	Colorado	NHL	43	7	4	11	4	-9	0	0	1	-	-	-	-	-	
2017-18	Colorado	NHL	74	15	11	26	14	+6	0	1	1	6	0	3	3	2	
<b>NHL TOTALS</b>			<b>338</b>	<b>50</b>	<b>57</b>	<b>107</b>	<b>68</b>	<b>-30</b>	<b>2</b>	<b>3</b>	<b>6</b>	<b>29</b>	<b>3</b>	<b>8</b>	<b>11</b>	<b>10</b>	

## VS. NHL

	GP	G	A	PTS	PIM		GP	G	A	PTS	PIM		GP	G	A	PTS	PIM
Anaheim	19	2	3	5	8	Edmonton	14	1	2	3	4	Pittsburgh	10	1	1	2	4
Arizona	16	2	4	6	4	Florida	8	2	3	5	0	San Jose	5	1	2	3	0
Boston	6	0	0	0	2	Los Angeles	16	1	0	1	4	St. Louis	14	2	0	2	2
Buffalo	9	1	3	4	0	Minnesota	12	2	1	3	2	Tampa Bay	8	2	3	5	2
Calgary	18	1	2	3	0	Montreal	9	1	1	2	0	Toronto	8	2	3	5	4
Carolina	10	0	2	2	2	Nashville	12	1	3	4	0	Vancouver	15	3	1	4	2
Chicago	17	1	2	3	0	New Jersey	9	2	0	2	4	Vegas	3	0	1	1	0
Colorado	9	0	2	2	4	NY Islanders	10	2	3	5	0	Washington	9	2	6	8	0
Columbus	7	2	0	2	0	NY Rangers	9	1	2	3	6	Winnipeg	14	2	1	3	4
Dallas	14	5	2	7	0	Ottawa	10	2	3	5	0						
Detroit	10	2	1	3	4	Philadelphia	8	4	0	4	6						



**96 MIKKO RANTANEN**

**POSITION:** RIGHT WING  
**HEIGHT:** 6' 4"  
**WEIGHT:** 215 LBS.  
**SHOOTS:** LEFT  
**BORN:** OCTOBER 29, 1996  
**BIRTHPLACE:** NOUSIAINEN, FINLAND

**TRANSACTIONS**

Colorado's first selection (first round, 10th overall) in the 2015 NHL Draft.

**CAREER HIGHS**

**Goals/Game:** 3, Feb. 7, 2017 vs. Montreal  
**Assists/Game:** 3 (2x), last: March 2, 2018 vs. Minnesota  
**Points/Game:** 4 (3x), last: March 15, 2018 at St. Louis  
**Point Streak:** 8 games (2x), last: March 8-22, 2018  
**Goal Streak:** 3 games (3x), last: Jan. 2-6, 2018  
**Assist Streak:** 7 games, March 8-20, 2018  
**Shots/Game:** 5 (6x), last: Dec. 18, 2017 vs. Pittsburgh  
**Ice Time/Game:** 23:25, Feb. 18, 2018 vs. Edmonton  
**Plus/Minus:** +4 (2x), last: March 15, 2018 at St. Louis  
**Consec. Games:** 73, Oct. 28, 2016 - April 2, 2017  
**Mult. Pt. Games:** 26 total - 2 pts (16), 3 pts (7), 4 pts (3)  
**Career Shootouts:** 1-5 (20.0%), 1 GDG  
**Career Penalty Shots:** 0-1

**2017-18 SEASON**

Finished second on the Avalanche in scoring with 84 points (29g/55a) in 81 games...Also ranked second on the club in goals and assists, and led the team in games played, power-play tallies (12-tied) and PP points (35)...Rantanen's 84 points were the most by a Finnish-born player since Teemu Selanne (94 with Anaheim) and Olli Jokinen (91 with Florida) in 2006-07...His 55 assists were the most by a Finnish-born player since 1998-99, when Selanne had 60 helpers for the Ducks...Since the Avalanche relocated from Quebec in 1995, no Colorado right winger tallied more assists in a season and only one had more points, Milan Hejduk (98) in 2002-03...Tied for the NHL lead with

three four-point games...Became only the fourth player in Avalanche history to score 20 goals in each of his first two full NHL seasons, joining Matt Duchene (2009-11), Paul Stastny (2006-08) and Chris Drury (1998-00)...Had a pair of career-high eight-game point streaks, Dec. 12-29 and March 8-22...Posted a career-high seven-game assist streak from March 8-20, the longest by an Avalanche player since John-Michael Liles had helpers in nine straight from Oct. 7-26, 2010...Paced the Avs with 10 points (3g/7a) in 11 games during the month of October...Skated in his 100th NHL game on Oct. 11 vs. Ottawa in Sweden...Recorded his first career four-point game (1g/3a) on Nov. 16 vs. Washington...Missed his only contest of the year on Feb. 6 vs. San Jose due to a lower-body injury...Led the team with 23 points (8g/15a) in 15 games during the month of March, the most points by an Avalanche player in a single month since Peter Forsberg and Alex Tanguay both had 23 in January 2004...Notched four points (1g/3a), including his 100th NHL point, and was a career-best +4 on March 2 vs. Minnesota...Earned his third four-point effort of the year and was +4 on March 15 at St. Louis (2g/2a)...Following the playoffs, Rantanen competed for Team Finland at the 2018 IIHF World Championship in Denmark. **PLAYOFFS:** Tied for the team lead with four assists (0g/4a) in six games during the postseason...Had an assist in his Stanley Cup Playoff debut in Game 1 of the first-round series at Nashville on April 12...Recorded his first playoff multi-point game with a pair of assists in Game 3 vs. Nashville (April 16).

**CAREER**

**2016-17:** Led the Avalanche with 20 goals during his rookie season...Added 18 assists to tie for third on the team in scoring with 38 points in 75 games...Rantanen's 20 goals tied him for fifth among NHL rookies, while his 38 points placed him 10th...Ranked eighth among league rookies in power-play goals (4-tied), sixth in even-strength goals (16-tied) and fourth in shooting percentage (15.0%)...Became the eighth Avalanche rookie to score 20 goals in a season and the first since Nathan MacKinnon in 2013-14...Missed the entire preseason after suffering an ankle injury during the Rookie Showcase on Sept. 17 vs. San Jose...Began the regular season with the San Antonio Rampage (AHL) where he tallied two points (0g/2a) in four games before being recalled by Colorado on Oct. 24...Recorded his first NHL point with an assist on Nov. 5 vs. Minnesota and scored his first NHL goal on Nov. 11 vs. Winnipeg...Led the club with 10 points (3g/7a) in November...Tallied his first career hat trick on Feb. 7 vs. Montreal, becoming the second-youngest Avalanche player to record a hat trick at 20 years, 101 days...Only MacKinnon (19 years, 174 days) was younger...Rantanen became only the third Colorado rookie (fourth time) to record a hat trick, joining Marek Svatos (twice in 2005-06) and Radim Vrba (2001-02)...Scored his first career overtime goal on Feb. 17 at Carolina,

MIKKO RANTANEN | 96



# AVALANCHE PLAYERS

becoming the third-youngest Avalanche player to score an OT winner in the regular season (20 years, 111 days)...It was only the fifth regular-season OT goal by a rookie in Quebec/Colorado franchise history, joining Mike Eagles (1985-86), Andrei Kovalenko (1992-93), Gabriel Landeskog (2011-12) and Tyson Barrie (2012-13)...Ended up ranking first on the club with six goals and 10 points in February...Missed two games due to injury (lower body), April 4-6...Scored his 20th goal of the year in the season finale on April 9 at St. Louis. **2015-16:** Co-winner of the Dudley (Red) Garrett Memorial Award as the AHL's outstanding rookie... Shared the award with Providence Bruins forward Frank Vatrano...Was named to the AHL Second All-Star Team and AHL All-Rookie Team...Led the San Antonio Rampage in scoring with 60 points (24g/36a) in 52 games...Also paced the team in goals, assists and plus/minus rating (+20)...Finished second among AHL rookies and ninth overall in league scoring...His 60 points set a new franchise rookie record and made him just the seventh teenager in AHL history to reach the 60-point mark...Also saw his first NHL action, appearing in nine games for the Avalanche (0g/0a)... Began the year with the Avs, dressing in each of the first six contests before being reassigned on Oct. 22... Made his NHL debut in the season opener on Oct. 8 vs.

Minnesota, becoming the fifth 18-year-old to ever play for the Avalanche...Was recalled again by Colorado on March 19 and dressed in three more NHL contests before being reassigned to San Antonio on March 26... Represented the Rampage at the 2016 Toyota AHL All-Star Classic on Feb. 1 in Syracuse, becoming the second-youngest participant in the event's modern history...Won a gold medal as captain of Team Finland at the 2016 IIHF World Junior Championship in Helsinki and following the season won a silver medal for his country at the 2016 IIHF World Championship in Moscow. **2014-15:** Tallied 28 points (9g/19a) in 56 games while serving as an alternate captain for TPS in the Finnish Elite League (Liiga)...His 28 points ranked second on the team...Also played for the TPS junior club during the 2014-15 playoffs, helping the squad win the league championship with 14 points (6g/8a) in seven contests...Received the Ville Peltonen Award as the league's best postseason player...Represented Finland at the 2015 IIHF World Junior Championship in Toronto/Montreal...Rated the No. 1 international skater in NHL Central Scouting's final rankings for the 2015 NHL Draft...Signed a three-year entry-level contract with the Avalanche on July 13, 2015. **2013-14:** Played 37 games for TPS Turku, tallying nine points (5g/4a)...Also dressed in 17 games for the TPS junior club notching

## STATISTICS

SEASON	TEAM	LEAGUE	REGULAR SEASON											PLAYOFFS				
			GP	G	A	PTS	PIM	+/-	PP	SH	GW	GP	G	A	PTS	PIM		
2011-12	TPS U18	Finland U18	22	5	8	13	6	-	-	-	-	-	-	-	-	-	-	-
2012-13	TPS U18	Finland U18	5	2	6	8	0	-	-	-	-	-	-	1	1	0	1	0
	TPS Jr.	Finland Jr.	35	10	14	24	14	-	-	-	-	-	-	9	2	4	6	4
2013-14	TPS	Finland	15	2	1	3	4	-	-	-	-	-	-	-	-	-	-	-
	TPS U18	Finland U18	2	0	2	2	0	-	-	-	-	-	-	-	-	-	-	-
	TPS Jr.	Finland Jr.	17	5	13	18	8	-	-	-	-	-	-	3	2	1	3	0
2014-15	TPS	Finland	37	5	4	9	10	-	-	-	-	-	-	-	-	-	-	-
	TPS Jr.	Finland Jr.	56	9	19	28	22	-	-	-	-	-	-	7	6	8	14	2
	Finland	WJC	5	4	0	4	2	-	-	-	-	-	-	-	-	-	-	-
<b>2015-16</b>	<b>Colorado</b>	<b>NHL</b>	<b>9</b>	<b>0</b>	<b>0</b>	<b>0</b>	<b>2</b>	<b>-7</b>	<b>0</b>	<b>0</b>	<b>0</b>	<b>0</b>	<b>0</b>	<b>-</b>	<b>-</b>	<b>-</b>	<b>-</b>	<b>-</b>
	San Antonio	AHL	52	24	36	60	42	-	-	-	-	-	-	-	-	-	-	-
	Finland	WJC	7	2	3	5	2	-	-	-	-	-	-	-	-	-	-	-
2016-17	Finland	WC	5	0	1	1	2	-	-	-	-	-	-	-	-	-	-	-
	San Antonio	AHL	4	0	2	2	4	-	-	-	-	-	-	-	-	-	-	-
	<b>Colorado</b>	<b>NHL</b>	<b>75</b>	<b>20</b>	<b>18</b>	<b>38</b>	<b>22</b>	<b>-25</b>	<b>4</b>	<b>0</b>	<b>2</b>	<b>0</b>	<b>2</b>	<b>-</b>	<b>-</b>	<b>-</b>	<b>-</b>	<b>-</b>
2017-18	Finland	WC	10	4	6	10	0	-	-	-	-	-	-	-	-	-	-	-
	<b>Colorado</b>	<b>NHL</b>	<b>81</b>	<b>29</b>	<b>55</b>	<b>84</b>	<b>34</b>	<b>0</b>	<b>12</b>	<b>0</b>	<b>3</b>	<b>6</b>	<b>0</b>	<b>4</b>	<b>4</b>	<b>4</b>	<b>0</b>	<b>0</b>
	Finland	WC	8	5	6	11	6	-	-	-	-	-	-	-	-	-	-	-
<b>NHL TOTALS</b>			<b>165</b>	<b>49</b>	<b>73</b>	<b>122</b>	<b>58</b>	<b>-32</b>	<b>16</b>	<b>0</b>	<b>5</b>	<b>6</b>	<b>0</b>	<b>4</b>	<b>4</b>	<b>4</b>	<b>0</b>	<b>0</b>

## VS. NHL

	GP	G	A	PTS	PIM		GP	G	A	PTS	PIM		GP	G	A	PTS	PIM
Anaheim	7	1	2	3	2	Edmonton	7	2	3	5	6	Pittsburgh	3	1	2	3	2
Arizona	6	2	3	5	4	Florida	3	1	2	3	0	San Jose	4	2	2	4	0
Boston	5	0	2	2	2	Los Angeles	7	2	2	4	0	St. Louis	10	3	4	7	2
Buffalo	4	0	3	3	4	Minnesota	10	4	8	12	2	Tampa Bay	3	1	1	2	2
Calgary	6	1	2	3	0	Montreal	4	3	0	3	4	Toronto	4	2	1	3	2
Carolina	5	2	1	3	0	Nashville	9	2	4	6	0	Vancouver	6	4	5	9	0
Chicago	8	5	4	9	4	New Jersey	4	0	1	1	0	Vegas	3	0	0	0	0
Colorado	-	-	-	-	-	NY Islanders	4	0	1	1	0	Washington	3	2	4	6	0
Columbus	4	1	4	5	0	NY Rangers	4	2	1	3	2	Winnipeg	9	3	4	7	6
Dallas	10	2	3	5	4	Ottawa	4	0	1	1	2						
Detroit	4	0	2	2	6	Philadelphia	5	1	1	2	2						

MIKKO RANTANEN | 96

18 points (5g/13a)...Added three points (2g/1a) in three postseason matches for the junior team... Represented Finland at the 2014 IIHF Under-18 World Junior Championship...Led Finland with seven points (3g/4a) in four games at the 2013 Ivan Hlinka Memorial Tournament. **2012-13:** Registered three points (2g/1a) in 15 contests during his first professional stint with TPS...Concluded the season with 24 points (10g/14a) in 35 matches with the TPS junior club...Added six points (2g/4a) in nine postseason games. **Other:** Served as captain of the TPS Under-16 team in Finland's SM-sarja Q league during the 2011-12 season.

### INTERNATIONAL

Has represented his nation at three IIHF World Championships (2016-18), two IIHF World Junior Championships (2015-16) and one IIHF Under-18 World Championship (2014)...Competed for Finland at the 2018 IIHF World Championship in Denmark, finishing third on the team with 11 points (5g/6a) in eight games...His five goals during the tournament tied him for second on the squad...Represented Finland at the 2017 IIHF World Championship in Germany/France, where he led his country with four goals and finished second with 10 points (4g/6a) in 10 games...Won a gold medal as captain of Team Finland at the 2016 IIHF World Junior Championship in Helsinki...Recorded

five points (2g/3a) in seven games at the tournament, including a pair of assists in the semifinal win over Sweden and a goal in the gold-medal game against Russia...Won a silver medal for his country at the 2016 IIHF World Championship in Moscow...Appeared in five games during that tournament, recording one assist... Represented Finland at the 2015 IIHF World Junior Championship in Toronto/Montreal, recording four goals in five games...Competed for Finland at the 2014 IIHF Under-18 World Championship where he scored five points (3g/2a) in five games...Led Finland with seven points (3g/4a) in four games at the 2013 Ivan Hlinka Memorial Tournament.

### PERSONAL

Is the first player in franchise history to wear #96... Helped run a practice for the Avalanche's Pee Wee Team, Arvada Pee Wee AA, on Feb. 13, 2018 at the Apex Center in Arvada...On Oct. 31, 2017, Rantanen visited Thunder Ridge Middle School in Aurora as part of the Avalanche Future Goals program...Actively participates in the Avalanche's Break The Ice program, which teaches children learn how to ice skate...As part of the NHL/NHLPA's Industry Growth Fund Grant Program, Mikko helped students from Farrell B. Howell Elementary School learn street hockey for the Playworks Street Hockey Extravaganza (Dec. 2, 2016).







**34** CARL SODERBERG

**POSITION:** CENTER  
**HEIGHT:** 6' 3"  
**WEIGHT:** 210 LBS.  
**SHOOTS:** LEFT  
**BORN:** OCTOBER 12, 1985  
**BIRTHPLACE:** MALMO, SWEDEN

**TRANSACTIONS**

St. Louis' second choice (second round, 49th overall) in the 2004 NHL Entry Draft...Acquired by Boston in exchange for Hannu Toivonen, July 23, 2007...Acquired by Colorado in exchange for a sixth-round selection (previously acquired from Boston – Boston selected Oskar Steen) in the 2016 NHL Draft, June 25, 2015.

**CAREER HIGHS**

**Goals/Game:** 2 (3x), last: March 8, 2018 at Columbus  
**Assists/Game:** 2 (19x), last: April 7, 2018 vs. St. Louis  
**Points/Game:** 3 (4x), last: Dec. 28, 2015 at San Jose  
**Point Streak:** 4 games (6x), last: Dec. 7-13, 2015  
**Goal Streak:** 2 games (6x), last: March 8-10, 2018  
**Assist Streak:** 4 games, March 28 – April 2, 2015  
**Shots/Game:** 7 (2x), last: Nov. 19, 2016 at Minnesota  
**Ice Time/Game:** 22:59, March 24, 2018 vs. Vegas  
**Plus/Minus:** +3 (3x), last: Dec. 9, 2017 at Florida  
**Consec. Games:** 228 games, April 5, 2014 - Feb. 23, 2017  
**Multiple Pt. Games:** 39 total – 2 pts (35), 3 pts (4)  
**Career Shootouts:** 0-4 (0.0%)  
**Career Penalty Shots:** No attempts

**2017-18 SEASON**

Tied a career high with 16 goals, equaling his total from 2013-14 with Boston...Finished fifth on the Avalanche in goals and sixth in points (37)...Also tied a career high with three game-winning tallies...Ranked second among Colorado forwards in average shorthanded time-on-ice (2:25), helping the Avalanche's penalty kill finish fourth in the NHL and first at home...Recorded the first three multi-goal games of his career during the 2017-18 season...Missed both games of the NHL Global Series in

Sweden in November due to the birth of his son...Scored the game-tying goal with 45.2 seconds remaining in regulation in Colorado's 4-3 overtime victory at Detroit on Nov. 19...Tallied his first career multi-goal game on Dec. 23 at Arizona, added his second on Jan. 6 vs. Minnesota and notched his third on March 8 at Columbus...Missed two games due to illness, March 20-22...Had a pair of assists while appearing in his 400th NHL game in the playoff-clinching victory over St. Louis in the season finale on April 7 at Pepsi Center.  
**PLAYOFFS:** Skated in all six postseason games for the Avs, recording two assists (0g/2a).

**CAREER**

**2016-17:** Ranked third on the Avalanche with 80 games played during his second season with Colorado...Equaled a personal best with seven shots on Nov. 19 at Minnesota...Played in his 300th NHL game on Feb. 19 vs. Tampa Bay...Had a career-high streak of 228 consecutive games snapped on Feb. 25...Streak officially lasted from April 5, 2014 to Feb. 23, 2017. **2015-16:** Set career highs in points (51) and assists (39) while appearing in all 82 games during his first season with the Avalanche...His 39 assists led the team, while his 51 points ranked fourth on the squad...Recorded his 100th career point with an assist on Nov. 1 vs. San Jose...Led the Avs in scoring during the month of December with 11 points (3g/8a)...Collected points in four straight games, Dec. 7-13, tying his career-long point streak...Tied his career high with three points (1g/2a) on Dec. 28 at San Jose...Appeared in his 200th NHL game on Jan. 2 vs. Calgary...Scored his first career short-handed goal on Jan. 23 at Dallas...Notched his 100th NHL assist on March 20 at Edmonton. **2014-15:** Appeared in all 82 games for the Boston Bruins, tallying 44 points (13g/31a) with a +10 plus/minus rating...Finished tied for third on the Bruins in points, while also ranking third in assists...Scored five power-play goals, tied for second on the club...Was one of only two Bruins to appear in every game (Dennis Seidenberg)...Finished tied for fifth on the team with three game-winning goals...Played in his 100th NHL game on Nov. 21 at Columbus...Matched his career high with three points (1g/2a) and was +3 on Dec. 29 vs. Detroit. **2013-14:** Recorded 48 points (16g/32a) in 73 games during his first full NHL season in 2013-14...Finished tied for third on the Bruins in assists, was seventh in points and eighth in goals...Ranked fifth on the team in power-play goals (5) and was sixth in game-winning tallies (3-tied)...Scored his first NHL goal on Oct. 31 vs. Anaheim...Missed a total of eight games due to injuries, six from Oct. 3-17 and two from Dec. 28-31...Did not dress for one contest. **PLAYOFFS:** Skated in all 12 playoff games for the Bruins, tallying six points (1g/5a) with a +4 plus/minus rating...Registered his first career playoff point with an assist in Game 4 of the first-round series at Detroit on April 24...Scored his first NHL postseason goal and had a career playoff-high three points (1g/2a) in Game 5 of the second-round series versus Montreal on May 10. **2012-13:** Joined the

CARL SODERBERG | 34

# AVALANCHE PLAYERS

Bruins at the conclusion of his Swedish season, signing a contract with Boston on April 8...Made his NHL debut on April 20 vs. Pittsburgh...Recorded his first NHL point with an assist on April 21 vs. Florida...Missed four games as a non-roster player while awaiting approval of his United States visa...Prior to joining the Bruins, Soderberg led the Swedish Elite League with 31 goals and finished second in scoring with 60 points (31g/29a) in 54 games for Linköping. **PLAYOFFS:** Made his playoff debut in Game 5 of the Stanley Cup Final at Chicago on June 22...Became just the second Bruin in team history to play his first career playoff game in a Stanley Cup Final (Richie Leduc, 1974 vs. Philadelphia)...Also played Game 6 of the Stanley Cup Final on June 24 in Boston.

**Other:** Played 10 seasons with Malmo in Sweden's Division I and II leagues from 2003-2011, recording 298 points (105g/183a) in 332 games before moving to Linköping for his final two European seasons...Averaged nearly a point-per-game in his two years at Linköping, notching 95 points (45g/50a) in 96 contests...Led the Swedish Elite League with 31 goals and finished second in scoring with 60 points (31g/29a) in 54 games for Linköping during his final season of 2012-13.

## INTERNATIONAL

Represented Sweden at the 2016 World Cup of Hockey in Toronto...Recorded one assist (0g/1a) in four games during the event...Played for Sweden at the 2005 IIHF World Junior Championship in North Dakota/Minnesota, totaling six points (4g/2a) in six games...His four goals and six points both ranked second on the team.

## PERSONAL

Carl and his wife, Caroline, have two daughters, Sophia (4), Lovisa (2), and a son, Carl-Fredrik (born November 2017)...Last name is pronounced *SOH-dehr-buhr-g*...As part of the Avalanche's TeamFit program, Soderberg helped 50 students from Columbine Elementary learn the principles of healthy eating and daily fitness habits on Jan. 17, 2018 at the Heart and Hand Center in Denver...Spent an afternoon with children who are undergoing treatment at the Barbara Davis Center for Childhood Diabetes (BDC) in Aurora, Colorado on Jan. 24, 2017.

## STATISTICS

SEASON	TEAM	LEAGUE	REGULAR SEASON										PLAYOFFS				
			GP	G	A	PTS	PIM	+/-	PP	SH	GW	GP	G	A	PTS	PIM	
2003-04	Malmo U18	Sweden U18	27	23	25	48	30	-	-	-	-	-	-	-	-	-	
	Malmo	Sweden	24	1	1	2	8	-	-	-	-	-	-	-	-	-	
2004-05	Morums GoS IK	Sweden-2	14	5	6	11	8	-	-	-	-	-	-	-	-	-	
	Malmo	Sweden	38	0	5	5	8	-	-	-	-	-	-	-	-	-	
	Sweden	WJC	6	4	2	6	4	-	-	-	-	-	-	-	-	-	
2005-06	Malmo	Sweden-2	39	15	24	39	45	-	-	-	-	-	-	-	-	-	
2006-07	Malmo	Sweden	31	12	18	30	14	-	-	-	-	-	-	-	-	-	
2007-08	Malmo	Sweden-2	32	15	29	44	16	-	-	-	-	-	-	-	-	-	
2008-09	Malmo	Sweden-2	45	18	41	59	26	-	-	-	-	-	-	-	-	-	
2009-10	Malmo	Sweden-2	51	20	31	51	53	-	-	-	-	-	-	-	-	-	
2010-11	Malmo	Sweden-2	52	12	34	46	18	-	-	-	-	-	-	-	-	-	
2011-12	Linköping	Sweden	42	14	21	35	20	-	-	-	-	-	-	-	-	-	
2012-13	Linköping	Sweden	54	31	29	60	48	-	-	-	-	6	1	1	2	27	
	Boston	NHL	6	0	2	2	6	-2	0	0	0	2	0	0	0	0	
2013-14	Boston	NHL	73	16	32	48	36	+4	5	0	3	12	1	5	6	2	
2014-15	Boston	NHL	82	13	31	44	26	+10	5	0	3	-	-	-	-	-	
2015-16	Colorado	NHL	82	12	39	51	32	-7	3	1	0	-	-	-	-	-	
2016-17	Colorado	NHL	80	6	8	14	22	-26	1	0	0	-	-	-	-	-	
	Sweden	W-Cup	4	0	1	1	4	-	-	-	-	-	-	-	-	-	
2017-18	Colorado	NHL	77	16	21	37	26	0	3	0	3	6	0	2	2	2	
<b>NHL TOTALS</b>			<b>400</b>	<b>63</b>	<b>133</b>	<b>196</b>	<b>148</b>	<b>-21</b>	<b>17</b>	<b>1</b>	<b>9</b>	<b>20</b>	<b>1</b>	<b>7</b>	<b>8</b>	<b>4</b>	

## VS. NHL

	GP	G	A	PTS	PIM		GP	G	A	PTS	PIM		GP	G	A	PTS	PIM
Anaheim	13	1	5	6	4	Edmonton	13	2	5	7	0	Pittsburgh	13	0	4	4	4
Arizona	13	3	2	5	8	Florida	15	1	6	7	4	San Jose	13	3	5	8	6
Boston	6	2	1	3	6	Los Angeles	12	0	6	6	4	St. Louis	19	2	3	5	6
Buffalo	14	1	8	9	8	Minnesota	18	5	5	10	2	Tampa Bay	14	2	3	5	8
Calgary	13	1	5	6	2	Montreal	14	3	1	4	6	Toronto	13	3	4	7	6
Carolina	12	3	5	8	8	Nashville	18	1	8	9	16	Vancouver	13	0	2	2	2
Chicago	16	2	1	3	2	New Jersey	12	4	3	7	0	Vegas	3	1	0	1	0
Colorado	3	1	1	2	0	NY Islanders	11	2	6	8	10	Washington	13	1	8	9	6
Columbus	11	3	2	5	0	NY Rangers	11	2	2	4	4	Winnipeg	18	4	6	10	2
Dallas	18	3	7	10	8	Ottawa	13	2	8	10	4						
Detroit	13	5	5	10	8	Philadelphia	12	0	6	6	4						



# 47 DOMINIC TONINATO

**POSITION:** CENTER

**HEIGHT:** 6' 2"

**WEIGHT:** 200 LBS.

**SHOOTS:** LEFT

**BORN:** MARCH 9, 1994

**BIRTHPLACE:** DULUTH, MINNESOTA

## TRANSACTIONS

Toronto's third choice (fifth round, 126th overall) in the 2012 NHL Entry Draft...Signed by Colorado as a free agent, Aug. 16, 2017.

## CAREER HIGHS

**Goals/Game:** None

**Assists/Game:** 1 (2x), last: March 28, 2018 vs. Philadelphia

**Points/Game:** 1 (2x), last: March 28, 2018 vs. Philadelphia

**Point Streak:** None

**Goal Streak:** None

**Assist Streak:** None

**Shots/Game:** 3, Jan. 25, 2018 at St. Louis

**Ice Time/Game:** 11:25, March 2, 2018 vs. Minnesota

**Plus/Minus:** +1 (6x), last: March 28, 2018 vs. Philadelphia

**Consec. Games:** 15 games, Jan. 18 - Feb. 18, 2018

**Multiple Pt. Games:** None

**Career Shootouts:** No attempts

**Career Penalty Shots:** No attempts

## 2017-18 SEASON

Split his first professional season between the Avalanche and San Antonio Rampage (AHL)...Was recalled by Colorado for the third and final time on Jan. 28, and spent the remainder of the year in the NHL...Recorded two points (0g/2a) in 37 games with the Avalanche and 12 points (7g/5a) in 31 games for the Rampage...Was originally recalled on Nov. 17 and posted one assist in eight games with Colorado before being reassigned on Dec. 4...Made his NHL debut on Nov. 18 at Nashville...Picked up his first NHL point with an assist on Nov. 19 at Detroit...Was recalled for the second time on Jan. 16 and reassigned on Jan. 25...

Signed a two-year contract with the Avalanche prior to training camp on Aug. 16, 2017 after he became a free agent on Aug. 15, 2017. **PLAYOFFS:** Was on the Avalanche's Stanley Cup Playoff roster but did not dress in any playoff contests.

## CAREER

**2016-17:** Served as team captain of the University of Minnesota Duluth during his senior season...Registered 29 points (16g/13a) in 42 games and finished with a team-high +25 plus/minus rating, helping the Bulldogs capture their first-ever National Collegiate Hockey Conference title and advance to the NCAA Frozen Four championship game...Was selected to the NCHC All-Tournament Team and named the league's best defensive forward, finishing with 29 blocked shots. **2015-16:** Shared the team lead with 15 goals and finished fourth in points with 21 (15g/6a) in 40 games as a junior at UMD. **2014-15:** Led the Bulldogs with 16 goals in 34 games as a sophomore...Finished second on the team in points with 26 (16g/10a). **2013-14:** Tallied 15 points (7g/8a) in 35 games as a freshman at Minnesota Duluth. **2012-13:** Shared the team lead with 70 points (29g/41a) in 64 outings for the Fargo Force, earning USHL Second All-Star Team honors...Added six points (3g/3a) during a 13-game playoff run in which the Force advanced to the Clark Cup Finals. **Other:** Joined the Fargo Force following three seasons with Duluth East High School and notched one point (1g/0a) in four contests in 2011-12...Was named a Mr. Hockey Award finalist in 2012 and was the first Minnesota prep player to be selected in the NHL Draft that year.

## PERSONAL

Dominic's father, Jim, played college hockey at Minnesota Duluth from 1982-86.

# AVALANCHE PLAYERS



DOMINIC TONINATO | 47

## STATISTICS

SEASON	TEAM	LEAGUE	REGULAR SEASON										PLAYOFFS			
			GP	G	A	PTS	PIM	+/-	PP	SH	GW	GP	G	A	PTS	PIM
2009-10	Duluth East	High-MN	25	4	7	11	6	-	-	-	-	6	4	4	8	6
2010-11	Team North	UMHSEL	24	11	8	19	12	-	-	-	-	-	-	-	-	-
	Duluth East	High-MN	23	24	27	51	12	-	-	-	-	6	6	4	10	0
2011-12	Team North	UMHSEL	24	10	15	25	30	-	-	-	-	-	-	-	-	-
	Duluth East	High-MN	25	27	34	61	28	-	-	-	-	6	6	6	12	4
	Fargo	USHL	4	1	0	1	2	-	-	-	-	-	-	-	-	-
2012-13	Fargo	USHL	64	29	41	70	50	-	-	-	-	12	3	3	6	6
2013-14	Minnesota Duluth	NCHC	35	7	8	15	51	-	-	-	-	-	-	-	-	-
2014-15	Minnesota Duluth	NCHC	34	16	10	26	58	-	-	-	-	-	-	-	-	-
2015-16	Minnesota Duluth	NCHC	40	15	6	21	36	-	-	-	-	-	-	-	-	-
2016-17	Minnesota Duluth	NCHC	42	16	13	29	30	-	-	-	-	-	-	-	-	-
2017-18	San Antonio	AHL	31	7	5	12	24	-	-	-	-	-	-	-	-	-
	<b>Colorado</b>	<b>NHL</b>	<b>37</b>	<b>0</b>	<b>2</b>	<b>2</b>	<b>12</b>	<b>0</b>	<b>0</b>	<b>0</b>	<b>0</b>	-	-	-	-	-
<b>NHL TOTALS</b>			<b>37</b>	<b>0</b>	<b>2</b>	<b>2</b>	<b>12</b>	<b>0</b>	<b>0</b>	<b>0</b>	<b>0</b>	-	-	-	-	-

## VS. NHL

	GP	G	A	PTS	PIM		GP	G	A	PTS	PIM		GP	G	A	PTS	PIM
Anaheim	-	-	-	-	-	Edmonton	2	0	0	0	0	Pittsburgh	-	-	-	-	-
Arizona	-	-	-	-	-	Florida	-	-	-	-	-	San Jose	2	0	0	0	2
Boston	-	-	-	-	-	Los Angeles	-	-	-	-	-	St. Louis	3	0	0	0	2
Buffalo	1	0	0	0	0	Minnesota	3	0	0	0	2	Tampa Bay	-	-	-	-	-
Calgary	3	0	0	0	0	Montreal	2	0	0	0	2	Toronto	1	0	0	0	0
Carolina	1	0	0	0	0	Nashville	3	0	0	0	0	Vancouver	2	0	0	0	2
Chicago	2	0	0	0	0	New Jersey	1	0	0	0	0	Vegas	2	0	0	0	0
Colorado	-	-	-	-	-	NY Islanders	-	-	-	-	-	Washington	-	-	-	-	-
Columbus	1	0	0	0	0	NY Rangers	1	0	0	0	0	Winnipeg	3	0	0	0	2
Dallas	2	0	0	0	0	Ottawa	-	-	-	-	-						
Detroit	1	0	1	1	0	Philadelphia	1	0	1	1	0						



**1 SEMYON VARLAMOV**

**POSITION:** GOALTENDER  
**HEIGHT:** 6' 2"  
**WEIGHT:** 205 LBS.  
**CATCHES:** LEFT  
**BORN:** APRIL 27, 1988  
**BIRTHPLACE:** SAMARA, RUSSIA

**TRANSACTIONS**

Washington's second choice (first round, 23rd overall) in the 2006 NHL Entry Draft...Acquired by Colorado in exchange for a first round selection (Filip Forsberg) in the 2012 Entry Draft and Boston's second round choice (previously acquired, later traded to Dallas - Dallas selected Mike Winther) in the 2012 Entry Draft, July 1, 2011.

**CAREER HIGHS**

**Most Saves:** 57, Nov. 2, 2017 vs. Carolina  
**Win Streak:** 6 games (4x), last: Dec. 7-19, 2015  
**Streak w/o Reg. Loss:** 16 decisions (11-0-5), Dec. 12, 2013 - Jan. 18, 2014  
**Shutout Streak:** 129:23, March 1-6, 2012  
**Consec. Starts:** 22 games, Jan. 15 - March 8, 2015  
**Shootouts:** 29-14 record, 143 att, 35 goals (.755%)  
**Penalty Shots:** 6 attempts, 1 goal allowed (.833)

**CAREER SUMMARY**

Ranks second in franchise history in games played (340), wins (163), shutouts (19) and save percentage (.916), trailing only Patrick Roy in each category...Was named to the NHL's Second All-Star Team and was a finalist for the Vezina Trophy after setting a single-season franchise record with 41 wins in 2013-14...Finished fourth in voting for the Hart Trophy that year...Established a single-game NHL record for the most saves in a road shutout when he stopped all 54 shots in a 2-0 victory at Chicago on Jan. 6, 2015...Also holds the Avalanche record for saves in a single game with 57 on Nov. 2, 2017 vs. Carolina...Owns a 29-14 career record in shootouts with a .755 Sv% (143 att, 35 goals), the highest shootout save percentage of all-time (min

100 att)...He is 25-8 in 33 shootouts as a member of the Avalanche, stopping .775 (102/23)...Has turned aside 5-of-6 career penalty shots against (.833%).

**2017-18 SEASON**

Led the Avalanche in wins (24), games played (51), goals-against average (2.68) and save percentage (.920), while sharing the team lead in shutouts (2)...It marked the sixth time in the last seven seasons that he's paced the club in wins...Made his seventh career opening night start Oct. 5 at NY Rangers (4-2 win), matching Patrick Roy for the most season-opening starts in franchise history...Set a career high and Avalanche record with 57 saves (on 60 shots) in a 5-3 victory over Carolina on Nov. 2 at Pepsi Center...His 57 stops were the second-most in franchise history (70 by Ron Tugnutt on March 21, 1991 at Boston) and the most by an NHL goaltender in 2017-18...Appeared in his 300th game as a member of the Avalanche on Nov. 16 vs. Washington, joining Roy (478) as the only netminders in franchise history to play 300 contests...Missed three games due to illness, Nov. 22-25...Suffered a lower-body injury on Jan. 2 vs. Winnipeg, forcing him to miss 10 games from Jan. 4-30...Placed on IR, Jan. 12 (retro to Jan. 2) and activated on Feb. 1...Appeared in 21 consecutive games (19 starts) from Feb. 14-March 26...Sat out on March 28 vs. Philadelphia (illness)...Missed the final four games of the regular season due to a knee injury he suffered on March 30 vs. Chicago.  
**PLAYOFFS:** Missed the playoffs due to a knee injury he suffered near the end of the regular season.

**CAREER**

**2016-17:** Missed a total of 50 games—including the final 40 contests of the season—due to injury...Underwent season-ending hip surgery on Jan. 26...Placed on Injured Reserve, Feb. 1...All but one of his 50 games missed were due to groin/hip issues...Sat out three contests from Dec. 14-18, six from Dec. 23 to Jan. 4 and 40 from Jan. 19 to the end of the year...Also missed one game due to an upper body injury, Nov. 26...Started 23 games and appeared once in relief...Made 24 saves in the second period on Nov. 13 vs. Boston, tying the Avalanche record for saves in a single period (Calvin Pickard, Feb. 3, 2016 vs. Florida - 3rd)...Varlamov's relief outing on Dec. 10 at Montreal was his first since Jan. 25, 2014 at Tampa Bay, snapping a streak of 153 consecutive appearances as a starter...Denied Eric Staal's penalty-shot attempt on Dec. 20 at Minnesota. **2015-16:** Led the team in victories (27) for the fifth consecutive season, joining Patrick Roy (eight times) as the only goaltenders in franchise history to accomplish that feat...Appeared in 57 games and made 57 starts for the second straight year...Earned his 108th win as a member of the Avalanche on Oct. 29 at Tampa Bay, passing Dan Bouchard (107) for second place in franchise history...Missed five games due to a groin injury, Nov. 12-21...Was placed on IR, Nov 15 (retro to Nov. 10) and activated on Nov. 22...Finished 7-2-2 with a 1.88 GAA and .942 Sv% in December, tying the franchise record for wins in that month...Fashioned a six-game

SEMYON VARLAMOV | 1



# AVALANCHE PLAYERS

winning streak from Dec. 7-19, tying his career high... Passed Dan Bouchard (225) for third place on the franchise's games played list on Dec. 12 at Nashville and then passed Peter Budaj (242) for second place on Jan. 23 at Dallas... Was named the NHL's First Star of the Week for Dec. 14-20 and Jan. 18-24... Appeared in his 300th NHL game on Jan. 20 vs. Buffalo. **2014-15:** Set a career high with five shutouts, tied for eighth in the league... Appeared in 57 games, all starts, posting a 28-20-8 record with a .921 save percentage... Had three 40+ save shutouts, becoming just the third goaltender since the 1967-68 expansion to have three shutouts of at least 40 saves in a season (Bill Ranford in 1986-87 and Mike Smith in 2011-12)... Missed a total of 15 games due to a groin injury (3 games: Oct. 16-21, 6 games: Nov. 20 to Dec. 1, 6 games: Dec. 9-21)... Set an NHL record for the most saves in a road shutout when he stopped all 54 shots in a 2-0 victory at Chicago on Jan. 6... Broke the previous mark of 53 saves set by Craig Anderson for Florida on March 2, 2008 at NY Islanders... Set a franchise record for the most saves over a three-game span with 127 from

Jan. 6-10 (127/132, .962%)... Started a career-high 22 consecutive games from Jan. 15 to March 8, one short of Craig Anderson's record for the most consecutive starts by an Avalanche goalie (Anderson started 23 in a row from Jan. 9 to March 14, 2010)... The 22 consecutive starts rank as the fourth-most in franchise history... Started 30 of Colorado's 31 games from Dec. 29 to March 8... Stopped 4-of-5 shots in two periods of action to earn a 5-2 victory over Arizona on Feb. 16 at Pepsi Center... His four saves were the fewest ever by an Avalanche starting goaltender in a victory, besting the eight saves by David Aebischer at Nashville on Jan. 27, 2001... Won six consecutive starts from March 4-19, matching his career-long win streak... Was named the NHL's Second Star of the Week for March 2-8 and Jan. 5-11... Had a shutout streak of 124:19 from March 4-8, just 5:04 shy of his career high set in 2011-12 (129:23)... Posted his 14th shutout as a member of the Avalanche on March 7 at Columbus, passing Aebischer (13) for second place in franchise history... Recorded his 100th win as a member of the Avs on March 8 at Minnesota, becoming the fourth

## STATISTICS

SEASON	CLUB	LGE	GP	W	L	OT	MIN	REGULAR SEASON				PLAYOFFS					
								GA	SO	GAA	Sv%	GP	W	L	MIN	SO	GAA
2004-05	Yaroslavl 2	Russia 3	8	-	-	-	480	15	1	1.90	-	-	-	-	-	-	
2005-06	Yaroslavl 2	Russia 3	33	-	-	-	1782	60	8	2.02	-	-	-	-	-	-	
	Russia	WJC	1	1	0	0	60	1	0	1.00	-	-	-	-	-	-	
2006-07	Yaroslavl	Russia	31	15	7	6	1810	64	3	2.12	-	6	-	368	0	2.94	
	Russia	WJC	6	5	1	0	358	9	2	1.51	-	-	-	-	-	-	
2007-08	Yaroslavl	Russia	44	-	-	-	2592	106	3	2.45	-	16	-	924	5	1.62	
2008-09	Washington	NHL	6	4	0	1	329	13	0	2.37	.918	13	7	6	759	2	2.53
	Hershey	AHL	27	19	7	1	1551	62	2	2.40	.916	-	-	-	-	-	
2009-10	Washington	NHL	26	15	4	6	1527	65	2	2.55	.909	6	3	3	349	0	2.41
	Hershey	AHL	3	3	0	0	185	6	0	1.95	.933	-	-	-	-	-	
	Russia	WC	5	4	1	0	298	7	1	1.41	.951	-	-	-	-	-	
2010-11	Washington	NHL	27	11	9	5	1560	58	2	2.23	.924	-	-	-	-	-	
	Hershey	AHL	3	2	1	0	179	10	0	3.36	.855	-	-	-	-	-	
2011-12	Colorado	NHL	53	26	24	3	3151	136	4	2.59	.913	-	-	-	-	-	
	Russia	WC	8	8	0	0	440	13	1	1.77	.939	-	-	-	-	-	
2012-13	Yaroslavl	KHL	16	8	4	3	929	27	3	1.74	.946	-	-	-	-	-	
	Colorado	NHL	35	11	21	3	1950	98	3	3.02	.903	-	-	-	-	-	
	Russia	WC	4	2	1	0	201	12	0	3.59	.878	-	-	-	-	-	
2013-14	Colorado	NHL	63	41	14	6	3640	146	2	2.41	.927	7	3	4	432	0	2.78
	Russia	Olympics	3	1	1	0	152	5	1	1.98	.911	-	-	-	-	-	
2014-15	Colorado	NHL	57	28	20	8	3307	141	5	2.56	.921	-	-	-	-	-	
2015-16	Colorado	NHL	57	27	25	3	3159	148	2	2.81	.914	-	-	-	-	-	
2016-17	Colorado	NHL	24	6	17	0	1348	76	1	3.38	.898	-	-	-	-	-	
2017-18	Colorado	NHL	51	24	16	6	2862	128	2	2.68	.920	-	-	-	-	-	
<b>NHL TOTALS</b>			<b>399</b>	<b>193</b>	<b>150</b>	<b>41</b>	<b>22832</b>	<b>1009</b>	<b>23</b>	<b>2.65</b>	<b>.916</b>	<b>26</b>	<b>13</b>	<b>13</b>	<b>1540</b>	<b>2</b>	<b>2.57</b>

## VS. NHL

	GP	MIN	W-L-OSO	GAA	Sv%		GP	MIN	W-L-OSO	GAA	Sv%		GP	MIN	W-L-OSO	GAA	Sv%			
Anaheim	12	655	4-5-2	1	2.84	.912	Edmonton	20	1148	7-11-1	0	3.14	903	Pittsburgh	6	365	4-1-1	0	2.47	.920
Arizona	18	967	8-7-2	0	2.67	.910	Florida	10	600	7-3-0	0	2.60	.922	San Jose	12	702	5-4-3	0	2.91	.921
Boston	10	562	4-4-1	2	2.24	.926	Los Angeles	14	821	7-5-2	1	2.19	.925	St. Louis	22	1199	10-9-2	3	2.30	.930
Buffalo	9	488	6-2-1	1	2.46	.916	Minnesota	25	1408	11-12-1	1	2.34	.927	Tampa Bay	16	923	9-4-2	3	2.28	.925
Calgary	15	866	7-7-1	0	3.05	.889	Montreal	8	467	6-0-1	2	2.44	.926	Toronto	9	480	4-3-2	0	3.38	.901
Carolina	12	733	5-3-4	0	2.29	.926	Nashville	24	1423	11-11-2	2	3.29	.895	Vancouver	17	988	6-10-1	0	2.79	.904
Chicago	22	1257	13-6-2	3	2.20	.936	New Jersey	6	367	4-2-0	0	1.63	.935	Vegas	3	183	1-2-0	0	3.61	.878
Colorado	-	-	-	-	-	-	NY Islanders	6	357	3-2-1	1	2.35	.929	Washington	7	416	3-4-0	0	2.31	.937
Columbus	14	844	7-5-2	3	2.35	.931	NY Rangers	9	547	6-3-0	0	3.07	.901	Winnipeg	26	1445	12-9-2	0	2.57	.913
Dallas	22	1270	13-6-2	0	2.93	.910	Ottawa	9	503	4-2-2	0	3.34	.897							
Detroit	9	476	3-6-0	0	2.77	.916	Philadelphia	7	380	3-2-1	0	3.00	.914							

goaltender in franchise history to win 100 games... Passed Stephane Fiset (84) for fifth place on the franchise wins list on Jan. 2 vs. Edmonton, passed David Aebischer (89) for fourth place on Jan. 21 vs. Boston and passed Peter Budaj (101) for third place on March 14 vs. Calgary... Had three separate stints on the Injured Reserve list: placed on IR, Oct. 16 (retro to Oct. 14) and activated on Oct. 23, placed on IR, Nov. 26 (retro to Nov. 15) and activated on Dec. 2 and placed on IR, Dec. 17 (retroactive to Dec. 5) and activated on Dec. 23. **2013-14:** Named to the NHL's Second All-Star Team and was a finalist for the Vezina Trophy... Finished fourth in voting for the Hart Trophy... Became just the second netminder in Avalanche/Nordiques history to earn an NHL postseason all-star selection, joining Patrick Roy (first team) in 2001-02... Was the first Avs player to make a postseason All-Star team since Joe Sakic in 2003-04... Was narrowly edged for the Vezina by Boston's Tuukka Rask, 103 points to 90... Led all NHL goaltenders with 41 victories, breaking Roy's franchise record for most wins in a single season (40, 2000-01)... Also led all netminders in saves (1,867) and shots faced (2,013) and finished third in save percentage (.927)... Ranked among the league's top 10 goalies in appearances (63-4th), starts (60-7th) and minutes (3640-5th)... His .927 save percentage was the highest in franchise history, and he joined Roy (1996-97) as the only Avalanche/Nordiques goaltenders to ever lead the NHL in victories... Finished 24-9-4 at home, matching Roy's club record for home wins set in 2000-01... Was 32-4-4 when facing 30 or more shots, 7-1-1 when facing 40-plus shots and 6-0-1 when making 40 saves... From Dec. 31 to the end of the season, Semyon was an NHL-best 25-6-2 in his last 33 starts... Picked up three assists, the most by an Avs netminder since Craig Anderson had three in 2009-10... Was the first goaltender in franchise history to allow one goal or less in each of his first four starts to begin a season... Finished 7-1-0 with a 1.76 GAA in October, the highest winning percentage (.875) by an Avs/Nordiques goalie in October... Varlamov and Jean-Sebastien Giguere were named the NHL's Second Stars for the week ending Oct. 13... Went 11-0-5 over a span of 16 starts from Dec. 12 to Jan. 18, equaling the longest streak without a regulation loss in franchise history... Peter Budaj also went 16 straight decisions (13-0-3) without a regulation defeat from Feb. 24 to April 5, 2007... Finished 10-1-1 in January, setting a franchise record for January wins... His 10 victories tied the franchise mark for wins in any month... Signed a five-year contract extension through 2018-19 on Jan. 30... Stopped Jim Slater's penalty shot attempt on March 10 vs. Winnipeg... Posted his 100th career victory on March 12 vs. Chicago and appeared in his 200th NHL game on March 14 vs. Anaheim... Made a season-high 47 saves on March 29 vs. San Jose, helping the Avalanche clinch their first postseason berth since 2009-10... Won six consecutive starts from March 25 to April 5, the longest single-season win streak of his career... Was named the NHL's Second Star of the Week on April 7... Played for Russia at the 2014 Olympic Winter Games in Sochi. **PLAYOFFS:** Started

in goal for all seven games of the Avalanche's first-round series against the Minnesota Wild... Made a career playoff-high 45 saves, including a franchise-record 22 stops in the first period, on April 21 at Minnesota (Game 3). **2012-13:** Led the Avalanche in games (35), wins (11) and shutouts (3)... Received an average of only 2.09 goals-in-support, the second-lowest offensive support in the league (Johan Hedberg 1.84)... Fashioned a shutout streak of 120:17 from Jan. 22-26... Made 50 saves on Feb. 16 at Edmonton, the highest single-game total by an NHL goaltender in 2012-13... Missed three games due to a hip injury, April 10-13... Prior to the start of the NHL season, Varlamov played for Yaroslavl of the KHL in Russia. **2011-12:** Appeared in 53 games (52 starts) during his first season with Colorado, posting a 26-24-3 record with a .913 save percentage and four shutouts... All four of his shutouts came on the road, tying a franchise record for road shutouts in a single season (Patrick Roy, 2001-02)... Varly's four road shutouts matched Johan Hedberg and Tim Thomas for the league high... Finished a league-best 8-0 in shootouts, allowing just two goals on 24 attempts (.917 Sv%). His .917 shootout save percentage also led all NHL goaltenders and was the second-highest in history (.938 by Mathieu Garon in 2007-08)... Was only the third goaltender in shootout history to finish 8-0 or better in a single season, joining Garon (10-0 in 2007-08) and Jonathan Quick (10-0 in 2010-11)... Varlamov ended the season by going 11-6-1 in his last 18 starts with a 1.88 goals-against average, .938 save percentage and two shutouts... Only Cory Schneider (.953%) and Mike Smith (.939%) had higher save percentages during that stretch and only Schneider (1.42) and Ilya Bryzgalov (1.76) had a lower GAA... Over his final 21 appearances, Varly fashioned a 12-8-1 record, 1.97 GAA and .934 Sv%... Stopped all 30 shots in a 1-0 victory at Boston on Oct. 10, becoming the first Avs goaltender to post a 1-0 shutout on the road since Roy on Feb. 6, 2003 at Detroit... Made his only relief appearance of the season on Feb. 15 at Vancouver... Had back-to-back road shutouts, Feb. 24 at Columbus and March 4 at Minnesota, equaling a franchise record... Recorded a personal-best shutout streak of 129:23 from March 1-6... It was Varlamov's third different scoreless streak of over 100 minutes during the 2011-12 season... Appeared in his 100th NHL game on March 6 vs. Minnesota. **2010-11:** Finished fourth in the NHL in goals-against average (2.23) and ranked sixth in save percentage (.924) while appearing in 27 games with the Washington Capitals... Only the three Vezina Trophy finalists, Boston's Tim Thomas (2.00), Vancouver's Roberto Luongo (2.11) and Nashville's Pekka Rinne (2.12) had a lower GAA... Varlamov's .924 save percentage broke the Capitals' single-season franchise record of .920 set by Olaf Kolzig in 1997-98... His 2.23 GAA was the third-lowest in Capitals history, behind only Jim Carey (2.13) in 1994-95 and Kolzig (2.20) in 1997-98... Missed 12 games due to injury... Appeared in three games for the Hershey Bears (AHL) during a rehab stint in November... Switched jersey number to No. 1 prior to the season (had been No. 40)...

SEMYON VARLAMOV | 1

## AVALANCHE PLAYERS

Departed Washington as the franchise's all-time leader in career save percentage at .917 (based on a minimum of 3,000 minutes played)...His 2.39 career GAA is second behind Carey's 2.37. **PLAYOFFS:** Did not see any action during the 2011 postseason, dressing as the backup in all nine games. **2009-10:** Spent the bulk of the season in Washington, recording 15 wins and a club-high two shutouts in 16 games...Finished third among NHL rookie goaltenders in GAA and save percentage (.909), and was fifth in appearances and victories...Started 14 of the first 30 games...Stopped 25 shots for his first career regular-season shutout, 2-0, on Nov. 25 vs. Buffalo...Got his second shutout four starts later on Dec. 7 at Tampa Bay (26 saves)...Missed 30 games due to injury, some of which was spent with Hershey (AHL)...Made three starts for the Bears, going 3-0. **PLAYOFFS:** Played Games 2-7 of the first round series against Montreal, winning each of his first three starts...Finished with a 3-3 record, 2.41 GAA and .908 Sv% in six games (five starts) during the postseason. **2008-09:** Split the season between Washington and Hershey...Was recalled four times by the Capitals...Became the first Caps goalie to win his first three NHL starts since Jim Carey, who won his first four in 1994-95...Made his NHL debut and earned his first career win on Dec. 13 at Montreal, stopping 31-of-32 shots...Became the youngest Russian-born goalie to start in the NHL and the first goalie to win his NHL debut at Montreal in more than 30 years (since Hardy Astrom of the NY Rangers on Feb. 25, 1978)...Finished the regular season without a regulation loss in five starts for the Capitals (4-0-1)...Went 19-7-1 with Hershey, posting a 2.40 GAA, .916 Sv% and two shutouts. **PLAYOFFS:** Started 13 of Washington's 14 playoff games...Compiled a 7-6 record with a 2.53 GAA, .918 Sv% and two shutouts...Finished tied for first in the league in playoff shutouts, was fifth in both save percentage and wins (tied), and ranked sixth in goals-against average...Made his NHL playoff debut as the starter for Game 2 of the ECQF vs. NY Rangers, stopping 24-of-25 shots in a 1-0 loss...Turned aside all 33 shots he faced for his first career playoff win and shutout in Game 3 at New York on April 20...Became just the fourth goaltender in NHL history to record a playoff shutout before his 21st birthday, joining Harry Lumley, Patrick Roy and Carey Price...Also blanked the Rangers in Game 5 at home on April 24 (20 saves), becoming the second Caps goalie in franchise history to post two shutouts in one series (Olaf Kolzig 1998)...Allowed only seven goals in six games against the Rangers, as Washington erased a 3-1 series deficit to win in seven games...Beat Pittsburgh in Games 1 and 2 of the conference semifinals, becoming the first Caps goalie to win five straight playoff games. **2007-08:** Played 44 games for Yaroslavl in the Russian Super League, leading his team to the championship round of the playoffs...Posted five shutouts in 16 playoff games and finished with a 1.62 GAA during the postseason. **2006-07:** Appeared in 31 games for Yaroslavl during his first season in the Russian Super League, posting a 2.12 GAA and three shutouts. **2005-06:** Recorded eight shutouts in 33 games


during his second season with Yaroslavl's junior team. **2004-05:** Made his debut with Yaroslavl's junior team, compiling a 1.90 GAA in eight games.

### INTERNATIONAL

Has represented Russia in 10 major international events, including two Olympics (2010, 2014), one World Cup (2016), three IIHF World Championships (2010, 2012-13), two IIHF World Junior Championships (2006-07) and a pair of IIHF World Under-18 Championships (2005-06)...Competed for the host nation at the 2014 Olympic Winter Games in Sochi, Russia, posting a 1-1 record with a 1.98 GAA, .911 Sv% and one shutout in three appearances...Was named to Russia's roster for the 2016 World Cup of Hockey but did not appear in a game...Backstopped his country to the gold medal at the 2012 IIHF World Championship in Helsinki and Stockholm...Went 8-0 with a 1.77 goals-against average and .939 save percentage in eight appearances at the tournament...His eight victories and .939 save percentage led all goaltenders...Helped Russia to a silver medal at the 2010 IIHF World Championship in Germany...Started five of Russia's nine games at that tournament, including the gold medal match in which he stopped 23-of-25 shots in a 2-1 loss to the Czech Republic...Finished second among all goaltenders in both goals-against average (1.41) and save percentage (.951) while posting a 4-1 record at the event...Was named to the 2010 Russian Olympic team as the third goaltender but did not see action in the tournament...Helped Russia to a silver medal at both the 2006 and 2007 IIHF World Junior Championship...Posted a 5-1-0 record at the 2007 world juniors in Sweden, falling to Canada 4-2 in the gold medal game for his only loss...Finished second among goaltenders in GAA (1.51), was third in save percentage (.934) and shared the tournament lead in shutouts with two...Appeared in one game during the 2006 WJC...Also played for Russia at the 2005 and 2006 World Under-18 Championship...Was selected to Russia's 2008 IIHF World Championship team but suffered an injury just prior to the tournament...Was one of the last goaltenders cut from Russia's entry at the 2007 IIHF World Championship...Participated in the Canada-Russia Super Series in 2007...Posted 4-0-0 record while allowing just one goal at the 2006 Five Nations Tournament, leading Russia to the title...Named the best goaltender and to the all-tournament team.

### PERSONAL

Name is pronounced *sehm-YAWN vah-LAW-mawv*... Changed the English spelling of his name in 2009 to more accurately reflect its correct pronunciation... Was born in what was then known as Kuybyshev, USSR (now called Samara, Russia)...Nickname is "Varly"... Favorite NHL team growing up was the Avalanche and his favorite goaltender Patrick Roy...Participates in the Avalanche's "Break The Ice" clinics, which gives kids with little or no skating experience the opportunity to receive free skating instruction.



**5 DAVID WARSOFSKY**

**POSITION:** DEFENSEMAN  
**HEIGHT:** 5' 9"  
**WEIGHT:** 170 LBS.  
**SHOOTS:** LEFT  
**BORN:** MAY 30, 1990  
**BIRTHPLACE:** MARSHFIELD, MASS.

**TRANSACTIONS**

St. Louis' seventh pick (fourth round, 95th overall) in the 2008 NHL Entry Draft...Acquired by Boston in exchange for Vladimir Sobotka, June 26, 2010...Signed by Pittsburgh as a free agent, July 1, 2015...Claimed by New Jersey on waivers, Feb. 29, 2016...Signed by Pittsburgh as a free agent, July 1, 2016...Signed by Colorado as a free agent, July 1, 2017.

**CAREER HIGHS**

**Goals/Game:** 1 (2x), last: Dec. 21, 2015 vs. Columbus  
**Assists/Game:** 1 (9x), last: April 5, 2018 at San Jose  
**Points/Game:** 1 (11x), last: April 5, 2018 at San Jose  
**Point Streak:** 2 games, March 10-13, 2018  
**Goal Streak:** None  
**Assist Streak:** 2 games, March 10-13, 2018  
**Shots/Game:** 4 (2x), last: March 15, 2018 at St. Louis  
**Ice Time/Game:** 24:57, Dec. 11, 2015 vs. Los Angeles  
**Plus/Minus:** +3, Feb. 8, 2014 vs. Ottawa  
**Consec. Games:** 10 games, Dec. 1-21, 2015  
**Mult. Pt Games:** None  
**Career Shootouts:** No attempts  
**Career Penalty Shots:** No attempts

**2017-18 SEASON**

Was recalled from San Antonio (AHL) for the fourth and final time on March 9 and spent the remainder of the season with Colorado...Tallied five points (0g/5a) with a +4 plus/minus rating in 16 games with the Avs...Finished tied for seventh on the club in plus/minus...Recorded 20 points (4g/16a) in 47 games for the Rampage...Was originally recalled on Jan. 11 and played one game before being reassigned on

Jan. 25...Made his Avalanche debut on Jan. 25 at St. Louis...Was recalled for the second time on Jan. 28 and reassigned on Jan. 31...Was recalled for the third time on Feb. 19 and dressed in five games before being reassigned on Feb. 28. **PLAYOFFS:** Appeared in four of Colorado's six games in his first NHL postseason action...Finished tied for first on the team in plus/minus (+1)...Made his Stanley Cup Playoff debut in Game 1 of the first-round series at Nashville on April 12.

**CAREER**

**2016-17:** Spent the majority of the 2016-17 campaign with the Wilkes-Barre/Scranton Penguins, where he led all team defensemen with 47 points (16g/31a) in 58 contests en route to being named to the AHL Second All-Star Team...His 16 goals tied him for third among AHL defensemen, while his 47 points ranked seventh...Led all league blueliners in shots (220), was second in plus/minus (+30-tied) and finished fourth in power-play goals (9-tied)...Also skated in seven games with the Pittsburgh Penguins, notching one assist...Was recalled by Pittsburgh on Oct. 21 and played in four games before being reassigned on Nov. 7...Recalled again on Jan. 11, Warsofsky dressed in two games for the Pens before being reassigned on Jan. 27...Was recalled for the third and final time on March 25 and picked up an assist on March 26 vs. Philadelphia...Reassigned to Wilkes-Barre on March 30...Was selected to the 2017 AHL All-Star Classic...Named the AHL's Player of the Week for the period ending Jan. 9 after tallying seven points (2g/4a) and a +6 plus/minus rating in four games. **2015-16:** Spent the majority of the year with the Penguins and their AHL affiliate before being claimed off waivers by New Jersey on Feb. 29...Skated in 12 games for the Penguins, tallying one goal (1g/0a)...Went on to dress in 10 contests for the Devils, posting one assist (0g/1a)...Also saw action in 17 games for Wilkes-Barre/Scranton (AHL), notching six points (2g/4a)...Reached 100 career AHL points on Nov. 13 vs. Hershey...Recalled to Pittsburgh on Nov. 19 and remained in the NHL until he was returned to WBS on a conditioning stint on Feb. 21...Signed a one-year contract with Pittsburgh prior to the season on July 1, 2015. **2014-15:** Signed a one-year extension with Boston on July 24, 2014 and spent most of the year with Providence (AHL) while also playing four NHL games with the Bruins...Was recalled by Boston on Oct. 29 and reassigned on Dec. 10...Appeared in five AHL playoff contests, notching one assist. **2013-14:** Led all Providence defensemen in points (32) and assists (26)...Was recalled by Boston for the first time on Dec. 18 and made his NHL debut on Dec. 19 at Buffalo...Scored his first NHL goal on Dec. 28 at Ottawa...Reassigned to Providence after four games on Dec. 29, Warsofsky would be recalled by Boston again in February for two more games, where he added his first NHL assist on Feb. 8 vs. Ottawa...Went on to lead all Providence defensemen in postseason scoring with nine points (2g/7a) in 12 Calder Cup Playoff games. **2012-13:** Spent his second full season in Providence, notching

DAVID WARSOFSKY | 5

# AVALANCHE PLAYERS

16 points (3g/13a) in 58 regular-season games and three points (0g/3a) in 12 playoff contests. **2011-12:** In his first full professional season he led all Providence Bruins defensemen with 29 points (5g/24a) in 66 games...Paced the team in power play assists (18). **2010-11:** Served as an alternate captain as a junior at Boston University and was named to the Hockey East Second All-Star Team...Joined Providence (AHL) after the conclusion of his NCAA season and recorded three assists (0g/3a) in 10 games. **2009-10:** Finished second among Boston University defensemen in goals (12) and was third in points (23)...Led all NCAA defensemen with four short-handed goals, which also tied him for first nationally among all skaters. **2008-09:** Was a member of Boston University's NCAA championship team as a freshman...Led all Hockey East rookie defensemen in scoring with 23 points (3g/20a)...Had an assist and was +2 in the NCAA title game against Miami (Ohio) on April 11 in Washington, D.C. **Other:** Prior to joining Boston University, Warsofsky was a member of the U.S. National Team Development Program in 2007-08.

## INTERNATIONAL

Represented the United States at the 2016 IIHF World Championship in Russia...Recorded five points (1g/4a) in 10 tournament games, tied for second among USA defensemen...Won a gold medal for the United States at the 2010 IIHF World Junior Championship in Saskatchewan, notching two assists (0g/2a) in seven games...Captained Team USA to a bronze medal at the 2008 IIHF Under-18 World Championship in Russia, where he tied for first among all tournament defensemen in both assists (7) and points (7).

## PERSONAL

David spent most of the summer training in Denver... Participated in floor hockey games with athletes from the Denver Prep League as part of the Avalanche Industry Growth Fund Floor Hockey Program.

## STATISTICS

SEASON	TEAM	LEAGUE	GP	REGULAR SEASON										PLAYOFFS					
				G	A	PTS	PIM	+/-	PP	SH	GW	GP	G	A	PTS	PIM			
2007-08	U.S. NTDP	U-18	41	5	29	34	26	-	-	-	-	-	-	-	-	-	-	-	-
	U.S. NTDP	NAHL	15	4	2	6	8	-	-	-	-	-	-	-	-	-	-	-	-
2008-09	Boston Univ.	Hockey East	45	3	20	23	28	-	-	-	-	-	-	-	-	-	-	-	-
2009-10	Boston Univ.	Hockey East	34	12	11	23	48	-	-	-	-	-	-	-	-	-	-	-	-
	United States	WJC	7	0	2	2	6	-	-	-	-	-	-	-	-	-	-	-	-
2010-11	Boston Univ.	Hockey East	34	7	15	22	46	-	-	-	-	-	-	-	-	-	-	-	-
	Providence	AHL	10	0	3	3	6	-	-	-	-	-	-	-	-	-	-	-	-
2011-12	Providence	AHL	66	5	24	29	18	-	-	-	-	-	-	-	-	-	-	-	-
2012-13	Providence	AHL	58	3	13	16	17	-	-	-	-	-	12	0	3	3	0	-	-
2013-14	Providence	AHL	56	6	26	32	11	-	-	-	-	-	12	2	7	9	2	-	-
	<b>Boston</b>	<b>NHL</b>	<b>6</b>	<b>1</b>	<b>1</b>	<b>2</b>	<b>0</b>	<b>+1</b>	<b>0</b>	<b>0</b>	<b>0</b>	<b>0</b>	-	-	-	-	-	-	-
2014-15	Providence	AHL	40	4	11	15	20	-	-	-	-	-	5	0	1	1	0	-	-
	<b>Boston</b>	<b>NHL</b>	<b>4</b>	<b>0</b>	<b>1</b>	<b>1</b>	<b>0</b>	<b>+1</b>	<b>0</b>	<b>0</b>	<b>0</b>	<b>0</b>	-	-	-	-	-	-	-
2015-16	Wilkes-Barre	AHL	17	2	4	6	6	-	-	-	-	-	-	-	-	-	-	-	-
	<b>Pittsburgh</b>	<b>NHL</b>	<b>12</b>	<b>1</b>	<b>0</b>	<b>1</b>	<b>0</b>	<b>-6</b>	<b>1</b>	<b>0</b>	<b>0</b>	<b>0</b>	-	-	-	-	-	-	-
	<b>New Jersey</b>	<b>NHL</b>	<b>10</b>	<b>0</b>	<b>1</b>	<b>1</b>	<b>2</b>	<b>-3</b>	<b>0</b>	<b>0</b>	<b>0</b>	<b>0</b>	-	-	-	-	-	-	-
	United States	WC	10	1	4	5	2	-	-	-	-	-	-	-	-	-	-	-	-
2016-17	Wilkes-Barre	AHL	58	16	31	47	32	-	-	-	-	-	5	3	3	6	0	-	-
	<b>Pittsburgh</b>	<b>NHL</b>	<b>7</b>	<b>0</b>	<b>1</b>	<b>1</b>	<b>6</b>	<b>-3</b>	<b>0</b>	<b>0</b>	<b>0</b>	<b>0</b>	-	-	-	-	-	-	-
2017-18	San Antonio	AHL	47	4	16	20	24	-	-	-	-	-	-	-	-	-	-	-	-
	<b>Colorado</b>	<b>NHL</b>	<b>16</b>	<b>0</b>	<b>5</b>	<b>5</b>	<b>0</b>	<b>+4</b>	<b>0</b>	<b>0</b>	<b>0</b>	<b>0</b>	<b>4</b>	<b>0</b>	<b>0</b>	<b>0</b>	<b>0</b>	<b>2</b>	<b>2</b>
<b>NHL TOTALS</b>			<b>55</b>	<b>2</b>	<b>9</b>	<b>11</b>	<b>8</b>	<b>-6</b>	<b>1</b>	<b>0</b>	<b>0</b>	<b>0</b>	<b>4</b>	<b>0</b>	<b>0</b>	<b>0</b>	<b>0</b>	<b>2</b>	<b>2</b>

## VS. NHL

	GP	G	A	PTS	PIM		GP	G	A	PTS	PIM		GP	G	A	PTS	PIM
Anaheim	3	0	0	0	0	Edmonton	2	0	1	1	0	Pittsburgh	1	0	0	0	0
Arizona	1	0	1	1	0	Florida	3	0	0	0	0	San Jose	3	0	1	1	0
Boston	3	0	1	1	0	Los Angeles	4	0	0	0	2	St. Louis	3	0	0	0	0
Buffalo	3	0	0	0	0	Minnesota	1	0	1	1	0	Tampa Bay	-	-	-	-	-
Calgary	2	0	0	0	0	Montreal	-	-	-	-	-	Toronto	-	-	-	-	-
Carolina	3	0	0	0	0	Nashville	4	0	1	1	0	Vancouver	2	0	0	0	0
Chicago	2	0	1	1	0	New Jersey	-	-	-	-	-	Vegas	-	-	-	-	-
Colorado	1	0	0	0	0	NY Islanders	1	0	0	0	2	Washington	3	0	0	0	2
Columbus	2	1	0	1	0	NY Rangers	-	-	-	-	-	Winnipeg	1	0	0	0	0
Dallas	-	-	-	-	-	Ottawa	3	1	1	2	0						
Detroit	2	0	0	0	2	Philadelphia	2	0	1	1	0						

DAVID WARSOFSKY | 5



**22 COLIN WILSON**

**POSITION:** CENTER/LEFT WING  
**HEIGHT:** 6' 1"  
**WEIGHT:** 221 LBS.  
**SHOOTS:** LEFT  
**BORN:** OCTOBER 20, 1989  
**BIRTHPLACE:** GREENWICH, CONN.

**TRANSACTIONS**

Nashville's first selection (first round, seventh overall) in the 2008 NHL Entry Draft...Acquired by Colorado in exchange for a fourth-round selection in the 2019 NHL Draft, July 1, 2017.

**CAREER HIGHS**

**Goals/Game:** 2 (9x), last: Nov. 25, 2016 vs. Winnipeg  
**Assists/Game:** 3 (2x), last: March 25, 2017 vs. San Jose  
**Points/Game:** 4 (3x), last: Jan. 13, 2015 vs. Vancouver  
**Point Streak:** 5 games, Feb. 12-19, 2013  
**Goal Streak:** 3 games, Dec. 22-27, 2014  
**Assist Streak:** 4 games (2x), last: Jan. 6-13, 2015  
**Shots/Game:** 7, Feb. 14, 2015 vs. New Jersey  
**Ice Time/Game:** 22:26, March 27, 2010 vs. Detroit  
**Plus/Minus:** +4, Dec. 21, 2015 vs. Montreal  
**Consec. Games:** 144 games, Feb. 9, 2010 - Dec. 28, 2011  
**Mult. Pt Games:** 45 total - 2 pts (35), 3 pts (7), 4 pts (3)  
**Career Shootouts:** 1-7 (14.3%), 1 GDG  
**Career Penalty Shots:** No attempts

**2017-18 SEASON**

Completed his first season with the Avalanche and ninth in the NHL...Skated in 56 games, tallying 18 points (6g/12a)...Missed a total of 26 contests due to injury...Missed six games due to a hip injury, Oct. 24-Nov. 5...Was placed on IR, Oct. 27 and activated on Nov. 10...Sat out three games due to a lower-body injury, Nov. 29-Dec. 3...Missed four games due to illness, Jan. 20-25...Tallied his 100th NHL goal on Feb. 11 at Buffalo...Missed eight games (head), March 4-18.  
**PLAYOFFS:** Appeared in all six playoff games for the Avalanche, tallying one assist (0g/1a).

**CAREER**

**2016-17:** Appeared in 70 games for the Predators, tallying 35 points (12g/23a) with a +7 plus/minus rating...Skated in his 500th NHL contest on April 1 vs. Minnesota and finished the season tied with Greg Johnson for sixth place on the franchise's all-time games played list with 502...Moved into 10th place on the franchise's all-time goals list on Feb. 28 at Buffalo...Passed Jerred Smithson for seventh on the franchise's games played list on March 28 at Boston.  
**PLAYOFFS:** Dressed in 14 playoff contests for Nashville, registering four points (2g/2a)...Skated in two games of the Stanley Cup Final against Pittsburgh.  
**2015-16:** Tallied 24 points (6g/18a) in 64 games for Nashville...Played in his 400th NHL game on Dec. 29 vs. St. Louis...Notched his 200th NHL point (assist) on March 24 vs. Vancouver...Had a goal, two assists and was a career-high +4 on Dec. 21 vs. Montreal...Missed 17 games due to injury.  
**PLAYOFFS:** Led the Predators in playoff scoring with 13 points (5g/8a) in 14 contests...Shared the club lead in goals and assists and was a team-best +8...Matched a franchise record for points in a single series with eight (3g/5a) in the second round against San Jose...Set a franchise record with a seven-game playoff point streak (4g/5a) from April 27 to May 9.  
**2014-15:** Set career highs in goals (20) and points (42), while tying a personal best in assists (22)...Led the team with a career-high +19 plus/minus rating...Tied a personal best and ranked third on the Predators in game-winning goals (5)...Recorded his 100th career assist on March 24 vs. Montreal...Named the NHL's Second Star of the Week for the period ending Dec. 28 (4g/1a)...Played in his 300th NHL game on Oct. 29 at Edmonton.  
**PLAYOFFS:** Led the Predators with five goals (5g/0a) in six games during the postseason...Finished tied for second on the club in points...Set franchise records for goals (5) and power-play goals (4) in a single playoff series during the Western Conference Quarterfinal against Chicago.  
**2013-14:** Appeared in a team-high 81 games for Nashville, totaling 33 points (11g/22a).  
**2012-13:** Was leading the Predators in scoring with 19 points (7g/12a) in 25 games when he sustained a season-ending shoulder injury on March 9 vs. Minnesota...The injury caused him to miss the final 23 games of the season...Recorded the first four-point (2g/2a) outing of his career on March 8 vs. Edmonton...His first point (assist) that night was the 100th of his career.  
**2011-12:** Tied for second on the team in game-winning goals (5) and ranked fourth in power-play goals (5)...Notched his first career overtime goal on Dec. 6 at Columbus.  
**PLAYOFFS:** Dressed in Nashville's final four games of the postseason...Scored his first career playoff goal in Game 5 of the Western Conference Semifinal at Phoenix on May 7.  
**2010-11:** One of three Nashville players to dress in all 82 games...Finished tied for fifth on the Predators in goals (16).  
**PLAYOFFS:** Appeared in three of the club's six games against Vancouver in the Western Conference Semifinal.  
**2009-10:** Split his first professional season between the Predators and Milwaukee Admirals (AHL)...Had

COLIN WILSON | 22

# AVALANCHE PLAYERS

15 points (8g/7a) in 35 NHL games...Began the year with Nashville, making his NHL debut at the age of 19 years, 357 days on Oct. 12 vs. Edmonton to become the fourth player in franchise history to make his NHL debut as a teenager...Scored his first NHL goal on Oct. 21 at Boston and followed that up with his first career assist the next night in Ottawa. **PLAYOFFS:** Appeared in all six of Nashville's playoff games...Made his Stanley Cup Playoff debut in Game 1 of the Western Conference Quarterfinal at Chicago on April 16...Recorded his first career postseason point with an assist in Game 6 vs. Chicago on April 26. **2008-09:** Was named to the 2009 Frozen Four All-Tournament Team after helping Boston University win the national championship as a sophomore...Recorded five points (2g/3a) in four NCAA Tournament games...Was one of three Hobey Baker "Hat Trick" finalists after finishing second in the nation in both points (55) and assists (38) in 43 games...Was selected to the Hockey East First All-Star Team and NCAA East First All-Star Team...Ranked fifth in the nation in points-per-game (1.28)...Was named the USA Hockey College Player of the Year and the Inside College Hockey Player of the Year...Won the Hockey East's overall scoring title and shared the conference scoring title (35 points). **2007-08:** Was named the Hockey East Rookie of the Year as a

freshman at Boston University...Finished tied for second among league freshmen with 35 points (12g/23a) in 37 games. **Other:** Was a member of the U.S. National Team Development Program prior to enrolling at BU.

## INTERNATIONAL

Was the lone college player on Team USA at the 2009 IIHF World Championship in Switzerland, appearing in all nine games (0g/2a)...Was named Team USA's most outstanding player at the 2009 IIHF World Junior Championship in Ottawa after tying for third on the squad with nine points (3g/6a) in six games...Led the United States and finished tied for the tournament lead with six goals (6g/1a) in seven games at the 2008 IIHF World Junior Championship in the Czech Republic...Won a gold medal with the United States at the 2006 IIHF World Under-18 Championship in Sweden and a silver at the 2007 IIHF World Under-18 Championship in the Czech Republic...He tied for the tournament scoring lead with teammate James van Riemsdyk at the 2007 event with 12 points (5g/7a) in seven games.

## PERSONAL


Colin resides in Boston during the offseason...As a member of the Predators, he worked with STAR to prevent bullying in schools and Green Sports Alliance.

## STATISTICS

SEASON	TEAM	LEAGUE	REGULAR SEASON										PLAYOFFS				
			GP	G	A	PTS	PIM	+/-	PP	SH	GW	GP	G	A	PTS	PIM	
2005-06	USNTDP	U-17	15	9	7	16	2	-	-	-	-	-	-	-	-		
	USNTDP	U-18	16	2	4	6	8	-	-	-	-	-	-	-	-		
	USNTDP	NAHL	34	10	11	21	10	-	-	-	-	2	0	0	0	2	
2006-07	USNTDP	U-18	41	19	31	50	32	-	-	-	-	-	-	-	-		
	USNTDP	NAHL	15	11	13	24	21	-	-	-	-	-	-	-	-		
2007-08	Boston Univ.	H-East	37	12	23	35	22	-	-	-	-	-	-	-	-		
	United States	WJC	6	6	1	7	4	-	-	-	-	-	-	-	-		
2008-09	Boston Univ.	H-East	43	17	38	55	52	-	-	-	-	-	-	-	-		
	United States	WJC	6	3	6	9	4	-	-	-	-	-	-	-	-		
	United States	WC	9	0	2	2	2	-	-	-	-	-	-	-	-		
<b>2009-10</b>	<b>Nashville</b>	<b>NHL</b>	<b>35</b>	<b>8</b>	<b>7</b>	<b>15</b>	<b>7</b>	<b>-2</b>	<b>1</b>	<b>0</b>	<b>3</b>	<b>6</b>	<b>0</b>	<b>1</b>	<b>1</b>	<b>0</b>	
	Milwaukee	AHL	40	13	21	34	19	-	-	-	-	-	-	-	-		
<b>2010-11</b>	<b>Nashville</b>	<b>NHL</b>	<b>82</b>	<b>16</b>	<b>18</b>	<b>34</b>	<b>17</b>	<b>+9</b>	<b>2</b>	<b>0</b>	<b>2</b>	<b>3</b>	<b>0</b>	<b>0</b>	<b>0</b>	<b>0</b>	
<b>2011-12</b>	<b>Nashville</b>	<b>NHL</b>	<b>68</b>	<b>15</b>	<b>20</b>	<b>35</b>	<b>21</b>	<b>+5</b>	<b>5</b>	<b>0</b>	<b>5</b>	<b>4</b>	<b>1</b>	<b>0</b>	<b>1</b>	<b>0</b>	
<b>2012-13</b>	<b>Nashville</b>	<b>NHL</b>	<b>25</b>	<b>7</b>	<b>12</b>	<b>19</b>	<b>4</b>	<b>+1</b>	<b>2</b>	<b>0</b>	<b>1</b>	-	-	-	-		
<b>2013-14</b>	<b>Nashville</b>	<b>NHL</b>	<b>81</b>	<b>11</b>	<b>22</b>	<b>33</b>	<b>21</b>	<b>-1</b>	<b>2</b>	<b>0</b>	<b>3</b>	-	-	-	-		
<b>2014-15</b>	<b>Nashville</b>	<b>NHL</b>	<b>77</b>	<b>20</b>	<b>22</b>	<b>42</b>	<b>22</b>	<b>+19</b>	<b>3</b>	<b>0</b>	<b>5</b>	<b>6</b>	<b>5</b>	<b>0</b>	<b>5</b>	<b>0</b>	
<b>2015-16</b>	<b>Nashville</b>	<b>NHL</b>	<b>64</b>	<b>6</b>	<b>18</b>	<b>24</b>	<b>14</b>	<b>-1</b>	<b>1</b>	<b>0</b>	<b>0</b>	<b>14</b>	<b>5</b>	<b>8</b>	<b>13</b>	<b>0</b>	
<b>2016-17</b>	<b>Nashville</b>	<b>NHL</b>	<b>70</b>	<b>12</b>	<b>23</b>	<b>35</b>	<b>18</b>	<b>+7</b>	<b>6</b>	<b>0</b>	<b>0</b>	<b>14</b>	<b>2</b>	<b>2</b>	<b>4</b>	<b>2</b>	
<b>2017-18</b>	<b>Colorado</b>	<b>NHL</b>	<b>56</b>	<b>6</b>	<b>12</b>	<b>18</b>	<b>6</b>	<b>-5</b>	<b>1</b>	<b>0</b>	<b>1</b>	<b>6</b>	<b>0</b>	<b>1</b>	<b>1</b>	<b>0</b>	
<b>NHL TOTALS</b>			<b>558</b>	<b>101</b>	<b>154</b>	<b>255</b>	<b>130</b>	<b>+32</b>	<b>23</b>	<b>0</b>	<b>20</b>	<b>53</b>	<b>13</b>	<b>12</b>	<b>25</b>	<b>2</b>	

## VS. NHL

	GP	G	A	PTS	PIM		GP	G	A	PTS	PIM		GP	G	A	PTS	PIM
Anaheim	25	8	7	15	6	Edmonton	22	5	5	10	0	Pittsburgh	11	1	2	3	7
Arizona	24	1	7	8	4	Florida	13	3	4	7	0	San Jose	26	4	11	15	4
Boston	12	3	1	4	6	Los Angeles	28	5	8	13	0	St. Louis	37	7	10	17	7
Buffalo	11	3	6	9	4	Minnesota	32	4	9	13	16	Tampa Bay	10	1	2	3	2
Calgary	19	2	5	7	8	Montreal	11	1	5	6	4	Toronto	11	2	5	7	0
Carolina	13	1	3	4	0	Nashville	2	0	0	0	0	Vancouver	22	6	8	14	15
Chicago	29	6	5	11	6	New Jersey	12	2	3	5	4	Vegas	-	-	-	-	-
Columbus	23	5	7	12	0	NY Islanders	12	1	4	5	2	Washington	13	3	1	4	0
Colorado	25	7	9	16	0	NY Rangers	12	2	1	3	4	Winnipeg	22	5	5	10	15
Dallas	32	4	9	13	2	Ottawa	13	0	4	4	0						
Detroit	25	4	7	11	10	Philadelphia	11	5	1	6	4						



**16 NIKITA ZADOROV**

**POSITION: DEFENSEMAN**

**HEIGHT: 6' 5"**

**WEIGHT: 230 LBS.**

**SHOOTS: LEFT**

**BORN: APRIL 16, 1995**

**BIRTHPLACE: MOSCOW, RUSSIA**

**TRANSACTIONS**

Buffalo's second choice (first round, 16th overall) in the 2013 NHL Draft...Acquired by Colorado, along with Mikhail Grigorenko, J.T. Compher and a second-round pick (later traded to San Jose - San Jose selected Jeremy Roy) in the 2015 NHL Draft, in exchange for Jamie McGinn and Ryan O'Reilly, June 26, 2015.

**CAREER HIGHS**

**Goals/Game:** 1 (11x), last: March 13, 2018 at Minnesota

**Assists/Game:** 2 (5x), last: Jan. 13, 2018 at Dallas

**Points/Game:** 2 (6x), last: Jan. 13, 2018 at Dallas

**Point Streak:** 2 games (6x), last: Feb. 26-28, 2018

**Goal Streak:** 2 games, Nov. 25-29, 2017

**Assist Streak:** 2 games (4x), last: Jan. 23-25, 2017

**Shots/Game:** 6, Jan. 31, 2017 at Anaheim

**Ice Time/Game:** 27:44, Dec. 15, 2014 vs. Ottawa

**Plus/Minus:** +4, March 18, 2018 vs. Detroit

**Consec. Games:** 66 games, Nov. 16, 2017 - present

**Mult. Pt Games:** 6 total - 2 pts (6)

**Career Shootouts:** No attempts

**Career Penalty Shots:** No attempts

**2017-18 SEASON**

Led the NHL and set an Avalanche record with 278 hits...Broke Cody McLeod's previous mark of 268 hits set in 2014-15...Was the first Colorado player to lead the league in that category...Set career highs in points (20), goals (7), assists (13) and games played (77)...Finished with a +4 plus/minus rating, tied for seventh on the team...Led the club in penalty minutes (103)...Was the first NHL defenseman to score seven-plus goals with over 270 hits in a season since the league began

tracking hits in 1998-99...Tied Nathan MacKinnon for the team lead with three fighting majors...Set a single-game Avalanche record with 15 hits on March 22 vs. Los Angeles, the third-most by an NHL player since the league began recording hits in 1998-99...Gary Roberts had 17 for Carolina on March 10, 1999 vs. Pittsburgh and Zdeno Chara also had 17 as an Islander on Nov. 3, 1999 at NY Rangers...Signed a two-year contract at the start of training camp on Sept. 15...Scored his first goal as a member of the Avalanche on Oct. 13 vs. Anaheim...Tallied goals in consecutive games for the first time in his NHL career, Nov. 25-29...Recorded 11 hits on Jan. 25 at St. Louis...Appeared in his 200th NHL game on Feb. 22 at Edmonton...Was a career-best +4 on March 18 vs. Detroit...Dressed in each of the final 66 games to end the regular season. **PLAYOFFS:** Finished second among Colorado defensemen in playoff scoring with three points (1g/2a) in six games...Led the team with 28 hits during the postseason...Scored a goal in his Stanley Cup Playoff debut on April 12 at Nashville (Game 1)...Picked up his first career postseason assist in Game 2 at Nashville on April 14...Recorded nine hits in Game 6 vs. Nashville on April 22, the most by an Avalanche player in a postseason game since Rob Blake also had nine in Game 3 of the 2006 Western Conference Semifinal vs. Anaheim (May 9, 2006).

**CAREER**

**2016-17:** Recorded 10 points (0g/10a) in 56 games for the Avalanche before suffering a season-ending ankle injury during practice on Feb. 20...Was placed on Injured Reserve, Feb. 25 (retroactive to Feb. 20) and missed the final 25 games of the season...Despite the injury, Zadorov still led the Avalanche in hits with 153...Made his second straight appearance on Colorado's Opening Night roster...Appeared in his 100th NHL game on Nov. 6 at St. Louis. **2015-16:** Began the season with the Avalanche and had three separate stints with Colorado throughout the 2015-16 campaign...Dressed in a total of 22 games for the Avs, recording two assists...Skated in 52 games for the San Antonio Rampage of the American Hockey League, tallying 19 points (10g/19a) with 90 penalty minutes...His 29 points ranked second among Rampage defensemen, while his 90 PIM finished second on the entire team...Made his Avalanche debut in the season opener on Oct. 8 vs. Minnesota...Recorded two points (0g/2a) in 11 games before being reassigned to San Antonio on Nov. 7...Was recalled by Colorado on Jan. 13 and reassigned on Jan. 23...Was recalled from San Antonio on March 27 and finished the season with the Avalanche...Left the game with a head injury on April 1 vs. Washington, forcing him to sit out on April 3 vs. St. Louis. **2014-15:** Appeared in 60 games as a rookie for the Buffalo Sabres, tallying 15 points (3g/12a) with 51 penalty minutes...Led all NHL rookie defensemen with 134 hits, fourth most on the team...Finished sixth among NHL rookie blueliners in points, was tied for fourth in assists and ranked fifth in average time-on-ice (17:42)...His 15 points ranked second among Sabres

NIKITA ZADOROV | 16



# AVALANCHE PLAYERS

defensemene...Earned his first career fighting major on Nov. 11 at St. Louis...Picked up his first NHL assist on Nov. 13 at Minnesota...Had an assist and scored the overtime winner on Dec. 13 vs. Florida, becoming the youngest defenseman in Sabres history to score an overtime goal (19 years, 242 days). **2013-14:** Appeared in seven games for Buffalo (1g/0a) before returning to his junior team, the London Knights of the Ontario Hockey League...Missed the first nine regular season games with a finger injury, Oct. 5-17...Was activated on Oct. 19 and made his NHL debut that night at home against Colorado...Scored his first NHL goal in his second career game on Oct. 23 vs. Boston...Was assigned to London on Nov 19 and went on to earn a spot on the 2014 OHL Second All-Star Team...Recorded 30 points (11g/19a) with a +30 plus/minus rating in 36 games with the Knights, leading all team defensemen in goals...Added nine points (4g/5a) in nine playoff games, tops among London blueliners...Led the club with two short-handed goals during the postseason. **2012-13:** Helped London win the OHL championship and advance to the Memorial Cup tournament in his first year with the Knights...Led all OHL rookies with a +33 plus/minus rating and ranked second among first-year defensemen with 25 points (6g/19a) en route to being named to the OHL All-Rookie Team...His +33 rating tied for the club lead...Added six points (2g/4a) in 20 OHL playoff games and two goals (2g/0a) in five games at the Memorial Cup tournament. **Other:** Was selected by the London Knights in the first round (ninth overall) of the 2012 CHL Import Draft...Prior to coming to North America, Zadorov spent the 2011-12 season playing in Russia for Krasnaya Armiya Moskva in the MHL (U22 minor league)...In 2010-11, he skated for the CSKA-Moscow U16 and U17 teams.

## INTERNATIONAL

Won a bronze medal with Russia at the 2014 IIHF World Junior Championship in Sweden...Led all Russian defensemen with four goals and five points during that tournament...Also represented his country at the 2012 IIHF Under-18 World Championship in the Czech Republic, notching two goals (2g/0a) in six games.

## PERSONAL

Nikita and his wife, Aleksandra, have a daughter, Sophie (1)...Is only the second Avalanche player to have his last name start with the letter "Z" (Greg Zanon)...Last name is pronounced *za-DOHR-aww*...Volunteered his time at the Special Olympics Floor Hockey Tournament at Pepsi Center on Dec. 4, 2017...Co-hosted a practice for the Avalanche's Pee Wee Team, the Foothills Flyers, prior to their departure to the Quebec International Pee Wee Hockey Tournament on Feb. 3, 2017...On Dec. 2, 2016, Zadorov joined students from Farrell B. Howell Elementary School for the Playworks Street Hockey Extravaganza as part of the NHL/NHLPA's Industry Growth Fund Grant Program.

## STATISTICS

SEASON	TEAM	LEAGUE	REGULAR SEASON										PLAYOFFS				
			GP	G	A	PTS	PIM	+/-	PP	SH	GW	GP	G	A	PTS	PIM	
2012-13	London	OHL	63	6	19	25	54	-	-	-	-	20	2	4	6	36	
2013-14	Buffalo	NHL	7	1	0	1	4	-4	0	0	0	-	-	-	-	-	
	London	OHL	36	11	19	30	43	-	-	-	-	9	4	5	9	16	
	Russia	WJC	7	4	1	5	6	-	-	-	-	-	-	-	-	-	
2014-15	Buffalo	NHL	60	3	12	15	51	-10	2	0	1	-	-	-	-	-	
2015-16	Colorado	NHL	22	0	2	2	12	-5	0	0	0	-	-	-	-	-	
	San Antonio	AHL	52	10	19	29	90	-	-	-	-	-	-	-	-	-	
2016-17	Colorado	NHL	56	0	10	10	73	-20	0	0	0	-	-	-	-	-	
2017-18	Colorado	NHL	77	7	13	20	103	+4	0	0	1	6	1	2	3	32	
<b>NHL TOTALS</b>			<b>222</b>	<b>11</b>	<b>37</b>	<b>48</b>	<b>243</b>	<b>-35</b>	<b>2</b>	<b>0</b>	<b>2</b>	<b>6</b>	<b>1</b>	<b>2</b>	<b>3</b>	<b>32</b>	

## VS. NHL

	GP	G	A	PTS	PIM		GP	G	A	PTS	PIM		GP	G	A	PTS	PIM
Anaheim	10	1	0	1	13	Edmonton	5	1	0	1	0	Pittsburgh	6	0	0	0	10
Arizona	8	0	1	1	26	Florida	10	1	3	4	4	San Jose	6	0	2	2	6
Boston	8	1	2	3	9	Los Angeles	8	0	0	0	11	St. Louis	9	0	0	0	9
Buffalo	4	0	1	1	4	Minnesota	9	1	1	2	8	Tampa Bay	10	0	4	4	17
Calgary	6	2	0	2	8	Montreal	8	0	2	2	4	Toronto	7	0	3	3	18
Carolina	6	0	0	0	2	Nashville	11	1	2	3	4	Vancouver	7	0	4	4	8
Chicago	7	0	0	0	6	New Jersey	7	0	0	0	2	Vegas	2	0	0	0	0
Colorado	2	0	0	0	2	NY Islanders	7	0	1	1	11	Washington	6	0	0	0	12
Columbus	7	0	0	0	4	NY Rangers	5	0	0	0	4	Winnipeg	11	2	2	4	11
Dallas	14	0	4	4	20	Ottawa	5	0	1	1	4						
Detroit	5	0	3	3	4	Philadelphia	6	1	1	2	2						

*Regular Season Games Only*

## **HAT TRICK BY AN AVALANCHE PLAYER**

*Home:* Gabriel Landeskog, Dec. 16, 2017 vs. Tampa Bay  
*Road:* Nathan MacKinnon, Dec. 28, 2015 at San Jose

## **HAT TRICK BY AN OPPONENT**

Anze Kopitar (4 goals), March 22, 2018 vs. Los Angeles

## **FOUR-GOAL GAME BY AN AVALANCHE PLAYER**

Mike Ricci (5 goals), Feb. 17, 1994 at San Jose

## **FOUR-GOAL GAME BY AN OPPONENT**

Anze Kopitar, March 22, 2018 vs. Los Angeles

## **FIVE-GOAL GAME BY AN AVALANCHE PLAYER**

Mike Ricci, Feb. 17, 1994 at San Jose

## **FIVE-GOAL GAME BY AN OPPONENT**

Never

## **NATURAL HAT TRICK BY AVALANCHE PLAYER**

Joe Sakic, March 13, 2003 at Columbus

## **HAT TRICK BY AN AVALANCHE DEFENSEMAN**

Sandis Ozolinsh, Dec. 6, 1999 vs. Vancouver

## **HAT TRICK IN A LOSING GAME**

Gabriel Landeskog, Dec. 16, 2017 vs. Tampa Bay

## **TWO HAT TRICKS IN ONE GAME**

Dec. 14, 1985 vs. New Jersey (M. Goulet, B. Ashton)

## **THREE HAT TRICKS IN ONE GAME**

Feb. 22, 1981 at Washington  
(Anton Stastny, Peter Stastny, Jacques Richard)

## **'GORDIE HOWE' HAT TRICK**

Steve Downie, Oct. 2, 2013 vs. Anaheim

## **AVALANCHE PLAYER WITH 5-POINT GAME**

Nathan MacKinnon, March 2, 2018 vs. Minnesota

## **AVALANCHE DEFENSEMAN WITH 4-POINT GAME**

Tyson Barrie (5 points), Feb. 20, 2018 at Vancouver

## **AVALANCHE PLAYER WITH FOUR ASSISTS**

Tyson Barrie, Feb. 20, 2018 at Vancouver

## **AVALANCHE PLAYER SCORING THREE PPG**

Andrew Brunette, Dec. 19, 2006 at Edmonton

## **AVALANCHE PLAYER SCORING TWO SHG**

Ryan O'Reilly, Feb. 2, 2010 vs. Columbus

## **AVALANCHE PLAYER WITH 20 OR MORE PIM**

Cody McLeod (30), Feb. 14, 2015 vs. Dallas

## **SHUTOUT BY AVALANCHE GOALIE**

*Home:* Semyon Varlamov, Feb. 14, 2018 vs. Montreal  
*Road:* Semyon Varlamov, Oct. 9, 2017 at Boston

## **AVALANCHE SCORED 10+ GOALS**

*Home:* Dec. 5, 1995 vs. San Jose (12-2)  
*Road:* March 26, 1995 at Ottawa (11-4)

## **AVALANCHE ALLOWED 10+ GOALS**

*Home:* Nov. 10, 1991 vs. Washington (3-10)  
*Road:* Dec. 10, 2016 at Montreal (1-10)

## **AVALANCHE HAD 50+ SHOTS**

April 4, 2017 vs. Chicago (51)

## **AVALANCHE ALLOWED 50+ SHOTS**

Nov. 2, 2017 vs. Carolina (60)

## **AVALANCHE GOALTENDER SCORED A GOAL**

Never

## **OPPONENT GOALTENDER SCORED A GOAL**

Never

## **AVALANCHE OVERCAME 4-GOAL DEFICIT TO WIN**

*Home:* Oct. 16, 2007 vs. Calgary (down 0-4, won 5-4)  
*Road:* March 3, 1999 at Florida (down 0-5, won 7-5)

## **AVALANCHE SCORE IN FINAL 10 SECONDS OF REGULATION TO FORCE OVERTIME**

Nathan MacKinnon, Jan. 17, 2015 at Tampa Bay  
(score with 0:07 remaining, Avs lost 3-2 in shootout)



***AVALANCHE  
SYSTEM***

FORWARDS (35)	POS	HT	WT	S	PLACE OF BIRTH	BORN	2017-18 CLUB	GP	G	A	PTS	PIM
AGOZZINO, Andrew	LW	5-10	187	L	Kleinburg, Ontario	01/03/91	San Antonio (AHL)	72	23	21	44	63
ANDRIGHETTO, Sven	RW	5-10	188	L	Zurich, Switzerland	03/21/93	COLPADO	50	8	14	22	10
BARRON, Travis	LW	6-1	205	L	Brampton, Ontario	08/17/98	Ottawa (OHL) San Antonio (AHL)	67	21	36	57	91
BEAUDIN, J.C.	C	6-1	185	R	Longueuil, Quebec	03/25/97	Colorado (ECHL) San Antonio (AHL)	2	0	2	2	0
BOUROUJE, Gabriel	LW	5-10	206	L	Rimouski, Quebec	09/23/90	San Antonio (AHL)	30	7	20	27	10
BOWERS, Shane	C	6-2	186	L	Halifax, Nova Scotia	07/30/99	COLPADO	34	2	5	7	4
CALVERT, Matt	LW	5-11	186	L	Brandon, Manitoba	12/24/89	Boston Univ. (H-East)	5	1	1	2	10
COMPTON, J.T.	LW	6-0	193	R	Northbrook, Ill.	04/08/95	COLUMBUS	40	17	15	11	14
DICKINSON, Josh	C	6-2	190	L	Georgetown, Ontario	11/17/97	COLPADO	69	13	10	23	30
DRIES, Sheldon	C	5-9	185	L	Macomb Township, Wis.	04/23/94	Clarkson (ECAC)	40	15	11	26	12
GREER, A.J.	LW	6-3	210	L	Joliet, Quebec	12/14/96	San Antonio (AHL)	5	0	2	2	2
HENRY, Nick	RW	5-11	186	R	Portage, Manitoba	07/04/99	San Antonio (AHL)	70	19	11	30	53
JOST, Tyson	C	5-11	191	L	St. Albert, Alberta	03/14/98	COLPADO	35	8	5	13	34
KAMENEV, Vladislav	C	6-2	194	L	Orsk, Russia	08/12/96	Regina (WHL) San Antonio (AHL)	17	0	3	3	29
KAUT, Martin	RW	6-2	180	R	Brno, Czech Republic	10/02/99	COLPADO	65	12	10	22	26
KERFOOT, Alexander	C	5-10	175	L	Vancouver, B.C.	01/24/94	San Antonio (AHL)	10	3	5	8	25
KOSMACHUK, Scott	RW	5-11	185	R	Richmond Hill, Ontario	10/17/99	Yaroslavl 2 (Russia Jr)	7	0	8	8	2
KOVALENKO, Nikolai	RW	5-10	174	L	Raleigh, N.C.	11/23/92	Yaroslavl (Russia)	33	0	0	0	0
LANDESKOG, Gabriel	LW	6-1	215	L	Stockholm, Sweden	03/05/98	COLPADO	2	2	1	2	0
LEWIS, Ty	C	5-10	180	L	Vancouver, B.C.	08/11/94	COLPADO	2	0	1	2	0
MacKINNON, Nathan	C	6-0	205	R	Halifax, Nova Scotia	09/01/95	Brandon (AHL)	78	25	37	62	37
MORRISON, Cam	LW	6-3	210	L	Aurora, Ontario	08/27/98	COLPADO	74	44	56	100	14
NAVTEL, Julien	C	6-1	193	L	Laval, Quebec	09/06/96	COLPADO	70	39	58	97	55
NIETO, Matt	LW	5-11	190	L	Long Beach, Calif	11/05/92	Notre Dame (Big Ten)	48	6	15	23	12
O'CONNOR, Logan	RW	6-0	175	R	Missouri City, Texas	08/14/96	San Antonio (AHL)	48	6	2	15	16
OLHAVER, Gustav	C	6-6	225	L	Angstrom, Sweden	07/03/87	Colorado (ECHL)	18	4	11	26	14
RANTA, Samppu	LW	6-2	190	L	Naanala, Finland	05/31/00	COLPADO	74	15	14	21	20
RANTANEN, Mikko	RW	6-4	215	L	Nousainen, Finland	06/29/96	Stour City (USHL)	53	23	14	37	24
SAGEON, Brandon	C	6-1	197	L	Grimsey, Ontario	06/14/98	COLPADO	8	29	55	84	34
SHVETC, Igor	C	6-1	200	L	Magnitogorsk, Russia	07/10/98	Veritron (OHL)	65	35	35	70	71
SMIRNOV, Denis	RW	5-9	180	L	Moscow, Russia	08/12/97	Magnitogorsk (KHL)	32	1	12	1	4
SODERBERG, Carl	C	6-3	210	L	Malmö, Sweden	10/12/85	Magnitogorsk Jr. (Rus. Jr.)	20	5	12	24	6
TOMINATO, Dominic	C	6-2	200	L	Duluth, Minn.	03/09/94	Penn State (Big Ten)	30	16	12	27	26
WEISS, Tyler	LW	5-10	158	L	Raleigh, N.C.	01/03/00	COLPADO	77	16	21	37	26
WILSON, Colin	C/LW	6-1	221	L	Greenwich, Conn.	10/20/89	San Antonio (AHL)	31	7	5	12	24
							COLPADO	37	0	2	12	12
							U.S. Nat'l U-18 (NTDP)	58	12	19	31	29
							Team USA (USHL)	22	3	8	11	21
							COLPADO	56	6	12	18	6

# AVALANCHE SYSTEM

DEFENSEMEN (20)	POS	HT	WT	S	PLACE OF BIRTH	BORN	2017-18 CLUB	GP	G	A	PTS	PIM
ALT, Mark	D	6-4	201	R	Kansas City, Mo.	10/18/91	Lehigh Valley (AHL) PHILADELPHIA COLORADO	23	5	5	10	8
ANDERSON, Josh	D	6-2	225	L	Nanaimo, B.C.	08/29/98	Prince George (WHL) Swift Current (WHL) COLORADO	25	0	0	0	0
BARBERIO, Mark	D	6-1	200	L	Montreal, Quebec	03/23/90	Colorado (AHL)	29	2	5	7	32
BARRE, Tyson	D	5-10	190	R	Victoria, B.C.	07/26/91	Colorado (AHL)	46	3	10	13	31
BOKOV, Sergei	D	6-2	195	L	Khabarovsk, Russia	01/24/86	Colorado (AHL)	68	14	43	57	22
CLURMAN, Nate	D	6-2	200	R	Boulder, Colo.	05/06/98	Colorado (AHL)	23	0	3	3	21
COLE, Ian	D	6-1	219	L	Ann Arbor, Mich.	02/21/89	Tri City (USHL) Des Moines (USHL) Spartanburg (USHL) Pittsburgh (AHL)	19	1	7	3	4
GEERTSEN, Mason	D	6-4	220	L	Drayton Valley, Alberta	04/19/95	Colorado (AHL)	47	9	10	17	52
GRAND, Samuel	D	5-10	162	L	Roberval, Quebec	05/12/98	COLUMBUS San Antonio (AHL) NASHVILLE COLORADO	20	2	6	0	24
GRAVES, Ryan	D	6-5	226	L	Yarmouth, Nova Scotia	05/21/95	NASHVILLE Colorado (AHL)	72	3	6	0	117
JOHNSON, Erik	D	6-4	225	R	Bloomington, Minn.	03/21/88	Colorado (AHL)	68	3	17	20	6
LEVERMANN, Nick	D	5-11	194	L	Edina, Minn.	09/14/98	Colorado (AHL)	57	4	7	11	66
LINDHOLM, Anton	D	5-11	191	L	Skeleftea, Sweden	11/29/94	Colorado (AHL)	21	1	5	6	7
MAKAR, Cole	D	5-11	187	R	Calgary, Alberta	10/30/98	Colorado (AHL)	62	9	16	25	58
MELLOCHE, Nicolas	D	6-3	210	R	LaSalle, Quebec	07/18/97	Colorado (AHL)	43	10	27	37	30
NEMETH, Patrik	D	6-3	219	L	Stockholm, Sweden	02/08/92	Colorado (AHL)	48	0	4	4	14
TIMMINS, Conor	D	6-2	184	R	St. Catharines, Ontario	09/18/98	Colorado (AHL)	34	5	16	21	20
WARSZYSKY, David	D	5-9	170	L	Marshfield, Mass.	05/30/90	Colorado (AHL)	58	5	12	17	59
ZADOROV, Nikita	D	6-5	230	L	Moscow, Russia	04/16/95	Colorado (AHL)	5	1	0	1	0
ZHURAVLYOV, Danila	D	6-0	163	L	Nizhny Novgorod, Russia	04/08/00	Colorado (AHL)	68	3	12	15	41
GOALTENDERS (9)												
ANNUNEN, Justus	D	6-4	217	L	Kempele, Finland	03/11/00	Colorado (AHL)	36	8	33	41	43
CANNATA, Joe	D	6-1	205	L	Wakefield, Mass.	01/02/90	Colorado (AHL)	47	4	16	20	24
FRANCOLIZ, Pavel	D	6-0	179	R	Pizen, Czech Republic	06/03/90	Colorado (AHL)	16	0	5	0	103
GRUBAER, Philipp	D	6-1	191	L	Rosenheim, Germany	11/25/91	Colorado (AHL)	77	7	13	20	103
KWACA, Petr	D	6-1	174	L	Brandys nad Labem, Czech	09/12/97	Colorado (AHL)	28	9	9	18	12
MARTIN, Spencer	D	6-3	200	L	Oakville, Ontario	06/08/95	Colorado (AHL)	2	1	1	2	0
SHIMAKOV, Stanislav	D	6-6	194	L	Moskva, Russia	07/27/99	Colorado (AHL)	34	14	15	4	310
VUJICIC, Semyon	D	6-2	205	L	Saratov, Russia	04/27/88	Colorado (AHL)	51	24	16	6	2
WERNER, Adam	D	6-5	200	L	Manastad, Sweden	05/02/97	Colorado (AHL)	47	2	1	0	2,394
							San Antonio (AHL)	4	2	0	0	3,353



**ANDREW AGOZZINO**

**LEFT WING – SHOOTS LEFT**

**BORN: JANUARY 3, 1991 – KLEINBURG, ONTARIO**

**5-10, 187 LBS**

**SIGNED BY COLORADO AS A FREE AGENT, JULY 1, 2017**

**PLAYING RECORD**

SEASON	CLUB	LEAGUE	REGULAR SEASON					PLAYOFFS				
			GP	G	A	PTS	PIM	GP	G	A	PTS	PIM
2007-08	Niagara	OHL	50	12	10	22	47	-	-	-	-	-
2008-09	Niagara	OHL	67	27	29	56	88	12	6	5	11	24
2009-10	Niagara	OHL	66	37	29	66	95	5	3	2	5	15
	Peoria	AHL	2	0	0	0	0	-	-	-	-	-
2010-11	Niagara	OHL	68	43	31	74	73	14	6	7	13	19
2011-12	Niagara	OHL	67	40	48	88	67	20	11	7	18	16
2012-13	Lake Erie	AHL	76	20	32	52	73	-	-	-	-	-
2013-14	Lake Erie	AHL	75	17	32	49	73	-	-	-	-	-
2014-15	Lake Erie	AHL	74	30	34	64	55	-	-	-	-	-
	Colorado	NHL	1	0	1	1	0	-	-	-	-	-
2015-16	San Antonio	AHL	41	12	17	29	32	-	-	-	-	-
	Colorado	NHL	9	0	2	2	0	-	-	-	-	-
2016-17	Chicago	AHL	71	18	36	54	57	10	3	3	6	6
2017-18	San Antonio	AHL	72	23	21	44	63	-	-	-	-	-
<b>NHL TOTALS</b>			<b>10</b>	<b>0</b>	<b>3</b>	<b>3</b>	<b>0</b>	-	-	-	-	-

**2017-18:** Returned to the Avalanche organization and finished as San Antonio's leading scorer with 44 points (23g/21a) in 72 games...Also led the Rampage in goals, power-play tallies (9) and shots (176)...Scored his 100th career AHL goal on Nov. 2 at Iowa. **2016-17:** Spent the 2016-17 campaign with the Chicago Wolves (AHL), tallying 54 points (18g/36a) in 71 games...Ranked second on the Wolves in assists and was third in points...Scored a team-high 11 power-play goals...Added six points (3g/3a) in 10 postseason contests, tying him for third on the club in playoff scoring. **2015-16:** Spent most of the year with San Antonio (AHL) but did have two separate stints with the Avalanche...Recorded two points (0g/2a) in nine games for Colorado...Tallied 29 points (12g/17a) in 41 contests for the AHL's Rampage, missing 22 games from Dec. 21 to Feb. 10 due to a lower-body injury...Was first recalled by Colorado on Nov. 27 and played two games for the Avs before being re-signed on Dec. 2...Was recalled from San Antonio for the second time on March 27 and dressed in each of the Avalanche's final seven games of the season (0g/2a)...Was returned to San Antonio on April 9 and dressed in the Rampage's last two games of the AHL campaign. **2014-15:** Led the Lake Erie Monsters in points (64), goals (30) and assists (34)...His 30 goals set a franchise record and ranked fourth in the American Hockey League...Agozzino's 64 points placed him seventh in the AHL...Led the league in scoring from the start of the New Year (Jan. 1, 2015) with 48 points (23g/25a) in 45 games...Led the Monsters in points during each of his three professional seasons and left as the franchise's all-time scoring leader with 165 points (67g/98a) in 225 games...Was also Lake Erie's all-time leader in goals and assists...Was recalled by Colorado on Nov. 21 and made his NHL debut on Nov. 22 vs. Carolina, recording an assist for his first NHL point...Reassigned to Lake Erie on Nov. 23...Served as an alternate captain for the Monsters and led the club with 24 power-play points (7g/17a)...Shared the team lead with three short-handed goals and led the AHL with six short-handed points...Ranked third in the league in shots (252)...Was named the CCM/AHL Player of the Month for March...Became the Monsters' all-time scoring leader (132 career points) with an assist on Feb. 28 vs. Iowa, surpassing Hensick's old mark of 131...He then passed David

Van Der Gulik for the top spot on Lake Erie's all-time goals list with his first AHL hat trick and four-point performance (3g/1a) on March 29 in Charlotte. **2013-14:** Held a share of Lake Erie's scoring title by registering 49 points (17g/32a) in 75 games...He and Mark Olver both finished with 49 points but Agozzino technically won the team scoring title on the basis of more goals (17 to 15)...Ranked first on Lake Erie in goals (17), power-play goals (8) and shots (184) while playing in all but one game during the regular season...Finished second on the team in assists (32)...Scored the first goal in a game seven times, which tied for second in the league. **2012-13:** Led the Lake Erie Monsters in scoring with 52 points (20g/32a) in 76 games during his rookie campaign...Also paced the Monsters in assists (32) and plus/minus (+16) and finished second in goals (20)...His 52 points tied for second among all American Hockey League rookies...Was one of only two Lake Erie players to appear in every game...Ranked second on the squad with 183 shots. **2011-12:** Was Niagara's leading scorer with 88 points (40g/48a) in 67 games during his final Ontario Hockey League campaign...Also led the IceDogs in goals (40), power-play goals (13) and short-handed goals (7)...His seven SHG tied for second in the OHL, while his power-play and overall goals both ranked among the league's top 10...Went on to record 18 points (11g/7a) in 20 playoff games as Niagara advanced to the OHL Championship series...Agozzino's 11 postseason goals led the IceDogs and tied for second in the league. **2010-11:** Led Niagara with 43 goals and finished third in scoring with 74 points in 68 games...Was second on the club in power-play goals (10-tied) and plus/minus (+32)...Added 13 points (6g/7a) in 14 playoff contests. **2009-10:** Led Niagara in scoring for the second straight year with 66 points (37g/29a) in 66 games...Also paced the club in goals and was second in plus/minus (+15), penalty minutes (95) and power-play goals (8)...Appeared in two games with Peoria (AHL). **2008-09:** Recorded a team-high 56 points (27g/29a) in 67 games for Niagara...Led the IceDogs in power-play tallies (9) and short-handed goals (3)...Also led the team in playoff scoring with 11 points (6g/5a) in 12 postseason contests. **2007-08:** Appeared in 50 games in his first season with Niagara, totaling 22 points (12g/10a).

# AVALANCHE SYSTEM



## JOSH ANDERSON

**DEFENSEMAN – SHOOTS LEFT**  
**BORN: AUGUST 29, 1998 – NANAIMO, B.C.**  
**6-2, 225 LBS**  
**COLORADO'S THIRD SELECTION (THIRD ROUND, 71st OVERALL) IN THE 2016 NHL DRAFT**

### PLAYING RECORD

SEASON	CLUB	LEAGUE	GP	REGULAR SEASON					PLAYOFFS				
				G	A	PTS	PIM	GP	G	A	PTS	PIM	
2013-14	South Island	BCMML	34	1	13	14	72	2	0	0	0	8	
	Prince George	WHL	2	0	0	0	2	-	-	-	-	-	
2014-15	Prince George	WHL	42	2	2	4	52	2	0	0	0	0	
2015-16	Prince George	WHL	39	1	5	6	86	-	-	-	-	-	
2016-17	Prince George	WHL	69	3	8	11	75	6	0	0	0	12	
2017-18	Prince George	WHL	25	1	6	7	42	-	-	-	-	-	
	Swift Current	WHL	29	2	5	7	32	26	0	2	2	15	

**2017-18:** Was acquired by Swift Current from Prince George on Jan. 7, and helped the Broncos capture the Ed Chynoweth Cup as Western Hockey League champions and advance to the 2018 Memorial Cup...Served as an alternate captain for Prince George prior to the trade, tallying seven points (1g/6a) in 25 games...Went on to record seven points (2g/5a) in 29 regular-season contests with Swift Current and added two assists (0g/2a) in 26 WHL playoff games...Dressed in all three games of the Memorial Cup (0g/0a)...Signed a three-year, entry-level contract with the Avalanche on March 29...Missed time earlier in the season with a separated shoulder, which he suffered on Oct. 6...Returned to action on Nov. 17. **2016-17:** Talled 11 points (3g/8a) in 69 games for the Prince George Cougars of the WHL...Went on to dress in six postseason contests (0g/0a). **2015-16:** Recorded six points (1g/5a) and 86 penalty minutes

in 39 WHL contests with Prince George...Missed six games in November with an eye injury...Suffered a season-ending back injury on Jan. 16 at Vancouver. **2014-15:** Registered four points (2g/2a) in 42 games with the Cougars...Also skated in two WHL playoff games...Appeared in five games with Canada White at the World Under-17 Hockey Challenge. **2013-14:** Played in 34 games with the South Island Royals of the British Columbia Major Midget League, recording 14 points (1g/13a) and 72 PIM...Also appeared in two WHL games with Prince George, making WHL debut on Nov. 22 at Edmonton...Won a silver medal with Team British Columbia at the Western Canada Challenge Cup. **Other:** Picked No. 3 overall in the first round of the 2013 WHL Bantam Draft by Prince George...Played with the Avalanche's 2016 first-round draft pick Tyson Jost at the 2014 World Under-17 Hockey Challenge.



## JUSTUS ANNUNEN

**GOALTENDER – CATCHES LEFT**  
**BORN: MARCH 11, 2000 – KEMPELE, FINLAND**  
**6-4, 217 LBS**  
**COLORADO'S SECOND SELECTION (THIRD ROUND, 64th OVERALL) IN THE 2018 NHL DRAFT**

### PLAYING RECORD

SEASON	CLUB	LGE	GP	REGULAR SEASON								PLAYOFFS									
				W	L	T	MNS	GA	SO	GAA	SV%	GP	W	L	MNS	GA	SO	GAA	SV%		
2016-17	Karpat U18	Fin U18	30	-	-	-	-	-	-	-	2.31	.907	5	-	-	-	-	-	-	1.83	.935
2017-18	Karpat Jr.	Fin. Jr.	26	-	-	-	-	-	-	-	2.31	.907	12	-	-	-	-	-	-	1.83	.935
	Karpat	Finland	1	-	-	-	-	-	-	-	4.00	.892	-	-	-	-	-	-	-	-	-

**2017-18:** Played 26 games for Karpat Jr. in Finland's Jr. A SM-liiga, posting a 2.31 goals-against average and a .907 save percentage...Added a 1.83 goals-against average and .935 save percentage in 12 postseason contests...Was the recipient of the Jorma Valtonen Award as the league's best goaltender and named to the league's First All-Star Team... Also appeared in one contest for Karpat in Finland's top professional league (Liiga)...Helped Finland capture the gold medal at the 2018 IIHF Under-18 World Championship in Russia, fashioning a 6-0 record with a 2.00 goals-against

average and .914 save percentage in six tournament games. **2016-17:** Finished with a .926 save percentage in 30 games for Karpat's Under-18 Team in Finland's Under-18 junior league...Represented Finland at the Under-17 World Hockey Challenge, recording a 3.05 GAA and .904 Sv% in three contests. **Other:** Was rated as the fourth-best international goalie on NHL Central Scouting's final rankings for the 2018 NHL Draft...Played with fellow Avs draft pick Sampo Ranta at the 2018 IIHF Under-18 World Championship for Finland.



**TRAVIS BARRON**

**LEFT WING – SHOOTS LEFT**

**BORN: AUGUST 17, 1998 – BRAMPTON, ONTARIO**

**6-1, 205 LBS**

**COLORADO'S SIXTH SELECTION (SEVENTH ROUND, 191st OVERALL) IN THE 2016 NHL DRAFT**

**PLAYING RECORD**

SEASON	CLUB	LEAGUE	GP	REGULAR SEASON					PLAYOFFS				
				G	A	PTS	PIM	GP	G	A	PTS	PIM	
2014-15	Ottawa	OHL	64	12	9	21	22	6	1	1	2	4	
2015-16	Ottawa	OHL	60	13	24	37	26	5	2	4	6	11	
2016-17	Ottawa	OHL	59	13	21	34	62	4	1	0	1	16	
2017-18	Ottawa	OHL	67	21	36	57	91	5	1	4	5	6	
	San Antonio	AHL	2	0	2	2	0	-	-	-	-	-	
	Colorado	ECHL	-	-	-	-	-	20	2	5	7	17	

**2017-18:** Spent the 2017-18 season with the Ottawa 67's (OHL) before making his professional debut with San Antonio (AHL) and eventually helping the Colorado Eagles win the Kelly Cup as ECHL champions...Captained the 67's for the second straight year and finished third on the team in scoring with 57 points (21g/36a) in 67 games...Also ranked third on the club in assists and led the team with 91 penalty minutes...Was voted the "Hardest Worker" and "Best Body Checker" in the OHL Eastern Conference Coaches Poll...Signed a three-year, entry-level contract with the Avalanche on March 29...Added five points (1g/4a) in five OHL playoff games...Signed an ATO with San Antonio on April 2 and appeared in the Rampage's final two games of the season, making his professional debut on April 6 at Cleveland...Joined the Colorado Eagles for the start of the playoffs and recorded seven points (2g/5a) in 20 postseason contests...Scored the tying goal halfway through the third period in the Eagles' 3-2 victory over Florida in Game 7 of the Kelly Cup Final on June 9. **2016-17:** Named captain of the Ottawa 67's on Oct. 14...Registered 34 points (13g/21a) in 59 games during the regular season, finishing sixth on the team in scoring...Added one goal in four playoff contests...Suffered an upper-body injury in Game 4 vs. Mississauga on

March 30 and missed the final two postseason games. **2015-16:** Recorded 37 points (13g/24a) in 60 games with the Ottawa 67's...Scored three goals for his first OHL hat trick on Oct. 18 at Saginaw...Picked up six points (2g/4a) in five postseason games. **2014-15:** Appeared in 64 contests with the Ottawa 67's during his first season in the OHL, tallying 21 points (12g/9a)...Added two points (1g/1a) in six playoff contests...Played in five contests and registered two points (1g/1a) with Canada White at the World Under-17 Hockey Challenge. **2013-14:** Had 41 points (23g/18a) in 30 games with the Toronto Junior Canadiens of the Greater Toronto Minor Midget Hockey League...Added six points (4g/2a) in seven playoff games...Helped the Canadiens win the Kraft Cup and place second in the OHL Cup. **Other:** Was picked No. 3 overall by the Ottawa 67's in the first round of the 2014 OHL Priority Selection. **Personal:** His uncle, Andrew Cassels, was drafted 17th overall by the Montreal Canadiens in 1987 and skated in 1,015 career NHL games with the Canadiens, Hartford Whalers, Calgary Flames, Vancouver Canucks, Columbus Blue Jackets and Washington Capitals...His cousin, Cole Cassels, was selected 85th overall by the Canucks in the 2013 NHL Draft.



# AVALANCHE SYSTEM



## J.C. BEAUDIN

CENTER – SHOOTS RIGHT

BORN: MARCH 25, 1997 – LONGUEUIL, QUEBEC

6-1, 185 LBS

COLORADO'S FOURTH SELECTION (THIRD ROUND, 71st OVERALL) IN THE 2015 NHL DRAFT

### PLAYING RECORD

SEASON	CLUB	LEAGUE	REGULAR SEASON					PLAYOFFS				
			GP	G	A	PTS	PIM	GP	G	A	PTS	PIM
2013-14	College Antoine-Girouard	QMAAA	40	19	28	47	42	3	0	0	0	0
	Rouyn-Noranda	QMJHL	4	0	0	0	0	2	0	0	0	0
2015-15	Rouyn-Noranda	QMJHL	68	14	39	53	29	6	1	4	5	4
2015-16	Rouyn-Noranda	QMJHL	58	33	49	82	34	17	7	12	19	8
2016-17	Rouyn-Noranda	QMJHL	65	30	50	80	33	13	8	12	20	2
2017-18	Colorado	ECHL	30	7	20	27	10	22	10	8	18	6
	San Antonio	AHL	34	2	5	7	10	-	-	-	-	-

**2017-18:** Split his first professional season between the San Antonio Rampage (AHL) and Colorado Eagles (ECHL)... Appeared in 34 games with the Rampage, tallying seven points (2g/5a)... Recorded 27 points (7g/20a) in 30 regular-season games for Colorado and added 18 points (10g/8a) in 22 playoff contests to help the Eagles win the Kelly Cup as league champions... Finished second on the Eagles in playoff goals and was third in postseason scoring... His 18 points led all ECHL rookies... Scored the overtime winner in Game 1 of the first-round matchup against the Wichita Thunder on April 15. **2016-17:** Led the Rouyn-Noranda Huskies in assists (50) and tied for the club lead with 80 points (30g/50a) in 65 games... Ranked second on the Huskies in goals and power-play tallies (8) and paced the club in short-handed goals (5)... His five SHG tied him for second in the QMJHL... Recorded a team-high 20 power-play assists... Went on to lead the team in postseason goals (8), assists (12) and points (20) in 13 playoff contests... Signed an entry-level contract with the Avalanche on March 6... Named to Team QMJHL for the 2016 CIBC Canada-Russia Series. **2015-16:** Finished second on the Rouyn-Noranda Huskies in scoring with 82 points (33g/49a) in 58 games, helping the team to its first-ever QMJHL championship... Led the club in short-handed goals (4), overtime goals (3), game-winning goals (7-tied) and was tied for third with

10 power-play goals... Finished second on Rouyn-Noranda with a +46 plus/minus rating after having only eight "minus" games during the season... Played two games for Team QMJHL in the Subway Super Series Nov. 17-19... Went on to record 19 points (7g/12a) and a +12 plus/minus rating in 17 postseason contests... Played in just two games of the QMJHL President's Cup Final after injuring his shoulder earlier in the series against Shawinigan... Appeared in all five games of the Memorial Cup for Rouyn-Noranda, which lost in the Final to the London Knights (OHL). **2014-15:** Led all Rouyn-Noranda rookie skaters in goals (14), assists (39), points (53) and power-play goals (5)... Played in all 68 games during his first full QMJHL season... Finished second on the team in plus/minus with a +16 rating... Had five points (1g/4a) and played in all six games for the Huskies in the first round of the QMJHL Playoffs vs. Val-d'Or. **2013-14:** Spent the majority of the season with College Antoine-Girouard of the QMAAA where he recorded 47 points (19g/28a) in 40 games... Also appeared in four games with Rouyn-Noranda during the season... Made his QMJHL debut on Dec. 29 at Rimouski... Played in two QMJHL playoff games for Rouyn-Noranda vs. Quebec. **Personal:** Full name is Jean-Christophe... Last name is pronounced *BO-den*... Selected No. 74 overall in the fourth round by the Huskies in the QMJHL Entry Draft.



**SERGEI BOIKOV**

**DEFENSEMAN – SHOOTS LEFT**

**BORN: JANUARY 24, 1996 – KHABAROVSK, RUSSIA**

**6-2, 195 LBS**

**COLORADO'S SIXTH SELECTION (SIXTH ROUND, 161st OVERALL) IN THE 2015 NHL DRAFT**

**PLAYING RECORD**

SEASON	CLUB	LEAGUE	GP	REGULAR SEASON				PLAYOFFS					
				G	A	PTS	PIM	GP	G	A	PTS	PIM	
2012-13	Kuznetskie	Russia-Jr.	3	0	0	0	6	-	-	-	-	-	-
2013-14	Drummondville	QMJHL	68	2	10	12	89	11	0	1	1	8	-
2014-15	Drummondville	QMJHL	64	3	18	21	64	-	-	-	-	-	-
2015-16	Drummondville	QMJHL	52	6	20	26	73	4	0	0	0	6	-
	San Antonio	AHL	4	0	0	0	0	-	-	-	-	-	-
	Russia	WJC	7	0	0	0	6	-	-	-	-	-	-
2016-17	San Antonio	AHL	63	3	13	16	69	-	-	-	-	-	-
	Colorado	ECHL	7	1	1	2	2	18	3	7	10	12	-
2017-18				- INJURED -									

**2017-18:** Missed the entire 2017-18 season due to a shoulder injury he suffered during a preseason game on Sept. 21 vs. Dallas. **2016-17:** Spent the majority of his first professional season with the San Antonio Rampage (AHL) while also helping the Colorado Eagles (ECHL) win the 2017 Kelly Cup...Skated in 63 games for San Antonio, notching 16 points (3g/13a)... Appeared in seven regular-season games for the Eagles in November, recording two points (1g/1a)...Joined the Eagles at the conclusion of the AHL regular season and went on to tally 10 points (3g/7a) in 18 playoff games for Colorado... Had a goal and two assists in the triple overtime victory over Toledo in Game 4 of the conference final on May 19...Scored a goal and assisted on the OT winner in Game 3 of the Kelly Cup Final at South Carolina on June 4. **2015-16:** Recorded 26 points (6g/20a) in 52 games as an alternate captain for Drummondville (QMJHL)...Ranked fifth on the team in points... Also appeared in four QMJHL playoff contests (0g/0a)... Signed as an amateur tryout with the San Antonio Rampage (AHL) on April 4 and made his professional hockey debut with the Rampage on April 8 vs. Iowa...Played in the final four games of the season for San Antonio (0g/0a)...Named to the Russian Junior National Team for the 2016 IIHF World Junior Championship held in Finland...Appeared in all seven contests of the tournament and helped Russia capture the silver

medal...Named to Russia's squad for the 2015 Subway Super Series on Oct. 26 and scored a goal in two games of the Super Series vs. Team QMJHL on Nov. 17-19...Signed a three-year, entry-level contract with the Avalanche on May 27. **2014-15:** Finished second among Drummondville defensemen with 21 points (3g/18a) and added a team-best +11 plus/minus rating in 64 games...His 18 assists also ranked second among team blueliners. **2013-14:** Led all Drummondville rookie defensemen in assists (10), points (12) and plus/minus (+11) while skating in all 68 games...Scored both of his goals and had two-point outings in back-to-back games, Oct. 25 vs. Victoriaville and Oct. 27 vs. Shawinigan...Appeared in all 11 playoff contests for the Voltigeurs, registering one assist...Competed for Russia at the 2013 Ivan Hlinka Memorial Tournament. **2012-13:** Played in three games and picked up six penalty minutes with Kuznetskie in the Junior Hockey League in Russia...Won a silver medal with Team Russia at the 2013 European Youth Olympic Winter Festival in Romania. **Other:** Had his KHL rights traded from Metallurg Novokuznetsk to Salavat Yulaev Ufa on May 4, 2016...Selected No. 90 overall by Drummondville in the second round of the 2013 CHL Import Draft...Metallurg Novokuznetsk chose him in the third round (No. 88 overall) in the 2013 KHL Draft.



## SHANE BOWERS

CENTER – SHOOTS LEFT

BORN: JULY 30, 1999 – HALIFAX, NOVA SCOTIA

6-2, 186 LBS

ACQUIRED FROM OTTAWA, WITH ANDREW HAMMOND, 1ST ROUND PICK IN 2018 OR 2019, 3RD ROUND PICK IN 2019, AS WELL AS SAMUEL GIRARD, VLADISLAV KAMENEV, 2ND ROUND PICK IN 2018 FROM NASHVILLE. AVS SENT MATT DUCHENE TO OTTAWA, NASHVILLE RECEIVED KYLE TURRIS FROM OTTAWA, NOV. 5, 2017

### PLAYING RECORD

SEASON	CLUB	LEAGUE	GP	REGULAR SEASON					PLAYOFFS				
				G	A	PTS	PIM	GP	G	A	PTS	PIM	
2015-16	Waterloo	USHL	56	15	18	33	16	9	0	2	2	0	
2016-17	Waterloo	USHL	60	22	29	51	20	6	2	1	3	2	
2017-18	Boston University	Hockey East	40	17	15	32	14	-	-	-	-	-	

**2017-18:** Named to the Hockey East All-Rookie Team as a freshman at Boston University...Appeared in all 40 games and finished second on the Terriers in goals (17) and third in points (32)...Had a team-best +16 plus/minus rating and tied for the school lead in game-winning goals (4)...Led all Hockey East freshmen in scoring and was named a Hockey East Honorable Mention All-Star...Selected as the Hockey East Rookie of the Week on March 19. **2016-17:** Named to the All-USHL Third Team in his second season with Waterloo...Totaled 51 points (22g/29) in 60 games, tied for 10th among league scorers...Skated in the 2017 USHL/NHL Top Prospects Game...Added three points (2g/1a) in six postseason contests...Played for

Team Canada at 2016 Ivan Hlinka Memorial Tournament. **2015-16:** Earned USHL All-Rookie Second Team honors in his first season with Waterloo...Finished ninth among league rookies with 33 points (15g/18a) in 56 games...Added two assists in nine postseason contests. **Other:** Was selected by Ottawa in the first round (28th overall) of the 2017 NHL Draft...Prior to Waterloo, Bowers played for Halifax MacDonald's in the Nova Scotia Major Midget League, earning 2014-15 MVP honors after leading the league in goals (23) and points (52)...Added 33 points (15g/18a) in 17 playoff games...Led Bubba Ray's Gulls to the Bantam AAA Irving Oil Challenge Cup title in 2014 and was named tournament MVP.



**JOE CANNATA**

**GOALTENDER – CATCHES LEFT**

**BORN: JANUARY 2, 1990 – WAKEFIELD, MASSACHUSETTS**

**6-1, 205 LBS**

**ACQUIRED FROM WASHINGTON IN EXCHANGE FOR CODY CORBETT, MARCH 1, 2017**

**PLAYING RECORD**

SEASON	CLUB	LGE	REGULAR SEASON								PLAYOFFS						
			GP	W	L	T	MNS	GA	SO	GAA	GP	W	L	MNS	GA	SO	GAA
2008-09	Merrimack	H-East	23	7	11	4	1353	53	2	2.35	-	-	-	-	-	-	-
2009-10	Merrimack	H-East	24	10	13	1	1362	69	2	3.04	-	-	-	-	-	-	-
2010-11	Merrimack	H-East	39	25	10	4	2252	93	1	2.48	-	-	-	-	-	-	-
2011-12	Merrimack	H-East	36	17	12	7	2179	79	2	2.18	-	-	-	-	-	-	-
2012-13	Chicago	AHL	1	1	0	0	60	2	0	2.00	-	-	-	-	-	-	-
	Kalamazoo	ECHL	7	3	4	0	419	23	0	3.29	-	-	-	-	-	-	-
2013-14	Chicago	AHL	14	6	6	0	747	33	0	2.65	-	-	-	-	-	-	-
	Utica	AHL	28	11	12	1	1484	70	0	2.83	-	-	-	-	-	-	-
2014-15	Utica	AHL	5	3	2	0	302	10	0	1.99	-	-	-	-	-	-	-
	Ontario	ECHL	21	12	6	2	1249	42	1	2.02	9	4	4	515	20	2	2.33
2015-16	Utica	AHL	40	20	13	6	2381	100	2	2.52	3	1	1	141	7	0	2.98
2016-17	Hershey	AHL	22	11	5	4	1265	68	0	3.22	-	-	-	-	-	-	-
	South Carolina	ECHL	3	3	0	0	180	7	0	2.33	-	-	-	-	-	-	-
2017-18	San Antonio	AHL	6	2	3	0	316	19	0	3.60	-	-	-	-	-	-	-
	Colorado	ECHL	28	21	5	2	1679	62	2	2.22	24	16	7	1434	61	2	2.55
	San Antonio	AHL	5	3	0	1	261	8	1	1.84	-	-	-	-	-	-	-

**2017-18:** Backstopped the Colorado Eagles to the Kelly Cup championship...Appeared in 28 regular-season games for Colorado, posting a 21-5-2 record with a league-best .931 save percentage...Ranked fifth in the ECHL in goals-against average (2.22)...Also appeared in five games for the San Antonio Rampage (AHL), compiling a 3-0-1 record with a 1.84 GAA and .920 Sv%...Was the Avalanche's third goalie at its two Global Series games in Stockholm, Sweden, on Nov. 10-11...Went on to lead the ECHL in playoff victories (16-7) and shut-outs (2) en route to the league title. **2016-17:** Was acquired by the Avalanche from the Capitals at the NHL trade deadline on March 1 and assigned to San Antonio (AHL)...Appeared in six games for the Rampage, posting a 2-3-0 record...Prior to the trade, he played in 22 games for Washington's AHL affiliate, the Hershey Bears, compiling an 11-5-4 record...Also played three contests with the ECHL's South Carolina Stingrays, going 3-0-0 with a .916 save percentage...Signed as a free agent with Washington on July 1, 2016. **2015-16:** Reached AHL career highs in games played (40) and wins (20) for the Utica Comets...His 20 victories tied him for 12th in the AHL. **2014-15:** Split the season between the ECHL's Ontario Reign and AHL's Utica Comets...Started for the ECHL All-Stars in the 2015 CCM/ECHL All-Star Game in Orlando...Went on to appear in nine ECHL playoff games for Ontario, compiling a 4-4 mark with a 2.33 GAA and two shutouts. **2013-14:** Finished with a 2.83 goals-against average and a .907 save percentage in his first full AHL season with Utica...Made the first home start in Comets franchise history on Oct. 23 vs. Albany. **2012-13:** Split the season between the ECHL's Kalamazoo Wings and

AHL's Chicago Wolves. **2011-12:** Was selected to the Hockey East First All-Star Team and NCAA (East) Second All-American Team as a senior at Merrimack College...Finished his career at Merrimack as the school's all-time record holder in wins (59), saves (3,152) and games played (122)...Following the NCAA season, Cannata made 38 saves and earned the victory in his pro hockey debut for the Chicago Wolves (AHL) at Peoria on April 15. **2010-11:** Started all 39 games as a junior at Merrimack and set a single-season school record with 25 wins...His 39 appearances led all Hockey East netminders...Became Merrimack's all-time winningest goaltender with 42 career victories...Was a Walter Brown Award finalist as the top college hockey player from New England...Was a Hockey East All-Conference honorable mention selection. **2009-10:** Posted two shutouts to go along with a 10-13-1 record as a sophomore at Merrimack. **2008-09:** Played in 23 games (21 starts) as a freshman at Merrimack...Recorded a 2.35 goals-against average and a .918 save percentage...Became the first goaltender in school history to record a shutout in his first career start, stopping 44 shots in a 1-0 win over Army on Oct. 18...Posted a shutout streak of 101:09 to start his career and did not allow an even strength goal until the overtime period of his fourth career game, spanning 228:05 minutes. **Other:** Drafted by the Vancouver Canucks in the sixth round (173rd overall) of the 2009 NHL Draft...Played in five games for the U.S. National Team Development Program Under-18 Team in 2007-08, posting a 3-1-1 record along with a 2.35 goals-against average and a .914 save percentage...Helped Team USA win bronze at the 2008 IIHF World Under-18 Championship.

# AVALANCHE SYSTEM



## NATE CLURMAN

DEFENSEMAN – SHOOTS RIGHT

BORN: MAY 8, 1998 – BOULDER, COLORADO

6-2, 200 LBS

COLORADO'S FIFTH SELECTION (SIXTH ROUND, 161st OVERALL) IN THE 2016 NHL DRAFT

### PLAYING RECORD

SEASON	CLUB	LEAGUE	GP	REGULAR SEASON				PLAYOFFS					
				G	A	PTS	PIM	GP	G	A	PTS	PIM	
2013-14	Culver Acad. U16	USHS	42	1	9	10	18	-	-	-	-	-	-
2014-15	Culver Acad. U16	USHS	39	2	16	18	12	-	-	-	-	-	-
2015-16	Culver Academy	USHS	48	9	34	43	49	-	-	-	-	-	-
2016-17	Culver Academy	USHS	36	8	24	32	6	-	-	-	-	-	-
2017-18	Tri-City	USHL	2	0	0	0	2	-	-	-	-	-	-
	Tri City	USHL	23	0	3	3	21	-	-	-	-	-	-
	Des Moines	USHL	15	1	2	3	2	-	-	-	-	-	-
	Sioux City	USHL	19	0	7	7	4	-	-	-	-	-	-

Has committed to the University of Notre Dame for the 2018-19 campaign. **2017-18:** Split the season between three teams in the United States Hockey League, the Tri-City Storm, Des Moines Buccaneers and Sioux City Musketeers...Tallied three points (0g/3a) in 23 outings for the Storm before getting traded to Des Moines on Jan. 9...Notched three points (1g/2a) in 15 contests for the Buccaneers and was traded again on Feb. 20 to Sioux City, where he finished the season with seven points (0g/7a) in 19 games for the Musketeers. **2016-17:** Registered 32 points (8g/24a) in 36 games as a senior at Culver Academy...Ranked second on the team in assists, while leading all Culver defensemen in points...Finished with a

team-high +32 plus/minus rating...Also skated in two games for Tri-City of the USHL. **2015-16:** Recorded 43 points (9g/34a) in 48 games with the Culver Military Academy's Prep under-18 team. **2014-15:** Played in 39 games, registering 18 points (2g/16a) for Culver's under-16 squad. **2013-14:** Picked up 10 points in 42 games with the under-16 team in his first season at Culver Academy. **Other:** Is the second Colorado-born player to be drafted by the Avalanche (J.D. Corbin 2004)...Played with the Rocky Mountain RoughRiders hockey program prior to his time at Culver...Selected No. 209 overall in the 13th round by the Tri-City Storm in the 2015 USHL Entry Draft.



## JOSH DICKINSON

CENTER – SHOOTS LEFT

BORN: NOVEMBER 17, 1997 – GEORGETOWN, ONTARIO

6-2, 190 LBS

SIGNED BY COLORADO AS A FREE AGENT, APRIL 5, 2018

### PLAYING RECORD

SEASON	CLUB	LEAGUE	GP	REGULAR SEASON				PLAYOFFS				
				G	A	PTS	PIM	GP	G	A	PTS	PIM
2014-15	Georgetown	OJHL	54	8	15	23	27	11	1	1	2	8
2015-16	Georgetown	OJHL	47	23	30	53	62	17	7	5	12	22
2016-17	Georgetown	OJHL	52	25	41	66	58	22	8	14	22	26
2017-18	Clarkson University	ECAC	40	15	11	26	12	-	-	-	-	-
	San Antonio	AHL	5	0	2	2	2	-	-	-	-	-

**2017-18:** Collected 26 points (15g/11a) in 40 games as a freshman at Clarkson University...His 15 goals ranked second on the team and he finished seventh in points...At the conclusion of his freshman campaign on April 5, Dickinson signed a three-year, entry-level contract with Colorado beginning with the 2018-19 season and reported to San Antonio (AHL)...Made his professional debut on April 6 at Cleveland and went on to record two assists in five games with the Rampage. **Other:** Prior to enrolling at Clarkson, he played three seasons with the

Georgetown Raiders of the Ontario Junior Hockey League...Accumulated 142 career points (56g/86a) in 153 games...Served as an alternate captain in 2015-16 before being named the club's captain in 2016-17...Finished second on the team with 22 points (8g/14a) in 22 playoff games during the 2017 postseason, helping the Raiders capture its first Buckland Cup as league champions...In 50 career postseason contests with Georgetown, he produced 36 points (16g/20a).



## SHELDON DRIES

CENTER – SHOOTS LEFT

BORN: APRIL 23, 1994 – MACOMB TOWNSHIP, WISCONSIN

5-9, 185 LBS

SIGNED BY COLORADO AS A FREE AGENT, JULY 2, 2018

### PLAYING RECORD

SEASON	CLUB	LEAGUE	GP	REGULAR SEASON					PLAYOFFS				
				G	A	PTS	PIM	GP	G	A	PTS	PIM	
2010-11	Green Bay	USHL	3	0	0	0	4	-	-	-	-	-	-
2011-12	Green Bay	USHL	59	19	19	38	126	12	1	6	7	8	
2012-13	Green Bay	USHL	54	22	27	49	105	4	1	1	2	6	
2013-14	Western Mich. Univ.	NCHC	39	3	4	7	43	-	-	-	-	-	-
2014-15	Western Mich. Univ.	NCHC	37	14	15	29	37	-	-	-	-	-	-
2015-16	Western Mich. Univ.	NCHC	36	11	7	18	22	-	-	-	-	-	-
2016-17	Western Mich. Univ.	NCHC	36	16	14	30	34	-	-	-	-	-	-
2017-18	Texas	AHL	70	19	11	30	53	22	10	0	10	30	

**2017-18:** Completed his first professional season in 2017-18, notching 30 points (19g/11a) with a +13 plus/minus rating in 70 regular-season games for the AHL's Texas Stars...Led the Stars and tied for first among AHL rookies with four short-handed goals...Finished tied for second on the team in both games played and plus/minus...Went on to lead all AHL rookies with 10 playoff goals (10g/0a) in 22 postseason contests for the Western Conference champions...His 10 postseason goals ranked second on the Stars. **2016-17:** Spent his fourth and final season at Western Michigan University and became only the second player in school history to wear the "C" as team captain for three seasons...Was selected to the NCHC Second All-Star Team, while also being named to the conference's All-Academic Team and a NCHC Scholar Athlete...The senior captain finished second on the Broncos in goals (16), was third in points (30) and shared the team lead with three game-winning tallies...Finished his career at Western Michigan with 84 points (44g/40a) in 148 outings...Signed

an AHL contract with the Texas Stars at the conclusion of the season on May 10. **2015-16:** Co-led the Broncos with 11 goals and finished second with 18 points (11g/7a) in 36 games as a junior at Western Michigan...Appeared in every WMU game for the second straight year and was named to the NCHC All-Academic Team. **2014-15:** Led Western Michigan in scoring with 29 points (14g/15a) while appearing in all 37 games as a sophomore...Voted the Rob Hodge MVP Award winner by his teammates. **2013-14:** Skated in 39 of Western Michigan's 40 games as a freshman...Was named to NCHC All-Academic Team. **Other:** Prior to enrolling at Western Michigan University, Dries spent two-plus seasons with the Green Bay Gamblers of the United States Hockey League...Helped the Gamblers win the 2011-12 Clark Cup as league champions. **Personal:** Sheldon's father, Todd Dries, also played hockey for Western Michigan in 1986-87, his uncle Ray Dries Jr. played at the University of Michigan from 1982-1985, and his cousin Danny Dries played for Ohio State University from 2010-12.

# AVALANCHE SYSTEM



## PAVEL FRANCOUZ

GOALTENDER – CATCHES RIGHT

BORN: JUNE 3, 1990 – PLZEN, CZECH REPUBLIC

6-0, 179 LBS

SIGNED BY COLORADO AS A FREE AGENT, MAY 2, 2018

### PLAYING RECORD

SEASON	CLUB	LGE	REGULAR SEASON										PLAYOFFS						
			GP	W	L	O	MNS	GA	SO	GAA	SV%	GP	W	L	MNS	GA	SO	GAA	SV%
2010-11	Slovan Ustecti Lvi	Czech U20	3	-	-	-	-	-	-	-	3.02	.917	-	-	-	-	-	-	-
	Slovan Ustecti Lvi	Czech 2	15	-	-	-	-	-	-	2.08	.926	10	-	-	-	-	1.79	.944	
	Horacka Slavia	Czech 2	15	-	-	-	-	-	-	1.77	.952	-	-	-	-	-	-	-	
2011-12	Slovan Ustecti Lvi	Czech 2	16	-	-	-	-	-	-	1.77	.938	-	-	-	-	-	-	-	
	Trinec	Czech	1	-	-	-	-	-	-	6.00	.800	-	-	-	-	-	-	-	
2012-13	Litvinov	Czech	46	26	20	-	-	-	1	2.59	.920	7	-	-	-	-	2.18	.935	
	Czech Republic	WC	2	0	0	-	7	0	0	0.00	1.000	-	-	-	-	-	-	-	
2013-14	Litvinov	Czech	48	24	24	0	-	-	6	2.02	.932	-	-	-	-	-	-	-	
2014-15	Litvinov	Czech	46	34	12	0	-	-	7	2.08	.931	17	-	-	-	-	1.38	.953	
2015-16	Chelyabinsk	KHL	18	3	7	3	787	29	0	2.21	.924	-	-	-	-	-	-	-	
	Czech Republic	WC	4	3	0	-	245	10	0	2.45	.896	-	-	-	-	-	-	-	
2016-17	Chelyabinsk	KHL	30	14	9	3	1719	41	5	1.43	.953	6	2	4	335	12	0	2.15	.924
	Czech Republic	WC	4	3	1	-	241	6	1	1.49	.910	-	-	-	-	-	-	-	
2017-18	Chelyabinsk	KHL	35	15	11	5	1964	59	5	1.80	.946	12	6	5	696	22	0	1.90	.949
	Czech Republic	Olympics	6	2	2	-	371	14	0	2.27	.905	-	-	-	-	-	-	-	
	Czech Republic	WC	5	3	1	-	303	12	1	2.38	.904	-	-	-	-	-	-	-	

Signed a one-year contract with the Avalanche on May 2, 2018.

**2017-18:** Spent his third season with Traktor Chelyabinsk in Russia where he was named the KHL's top goaltender and selected to the KHL First All-Star Team...Posted a 15-11-5 record with a 1.80 goals-against average and a league-best .946 save percentage in 35 appearances...Added a 6-5 record with a 1.90 GAA and .949 Sv% in 12 postseason outings for Traktor Chelyabinsk...Represented the Czech Republic at the 2018 Olympic Winter Games in PyeongChang, South Korea, where he started all six games while posting a 2-2 record with a 2.27 GAA and .905 Sv%...Also played for his nation at the 2018 IIHF World Championship in Denmark, fashioning a 3-1 record with a 2.38 GAA, .904 Sv% and one shutout in five games...In three seasons with Chelyabinsk, Francouz compiled a 32-27-11 record with a 1.73 goals-against average and a .945 save percentage in 83 career regular-season contests and was 8-9 in 18 career postseason games with a 1.98 GAA and a .943 Sv%. **2016-17:** Led the KHL with a .953 save percentage to go alongside a 14-9-3 record and a 1.43 goals-against average in 30 contests for Chelyabinsk...Was selected to participate in the KHL All-Star Game...Split time with Petr Mrazek at the 2017 IIHF World Championship in Germany/

France, going 3-1 with a 1.49 goals-against average and .910 save percentage in four appearances for the Czech Republic.

**2015-16:** Spent his first season with Traktor Chelyabinsk in the KHL, posting a 2.21 GAA and .924 Sv%...Played for the Czech Republic at the 2016 IIHF World Championship in Russia, going 3-0 with a 2.45 GAA. **2014-15:** In his third and final season with Litvinov, Francouz was named the Czech Extraliga's best goalie during the regular season as well as the playoff MVP after backstopping his team to the league championship...Led the Czech Extraliga in wins (34), shutouts (7) and save percentage (.931) during the regular season, and then went on to also lead the league in playoff goals-against average (1.38) and save percentage (.953). **Other:** Was also named the Czech Extraliga's top goalie during his first season with Litvinov in 2012-13...Appeared in two games in relief at the 2013 IIHF World Championship in Stockholm and Helsinki...Was named to his country's roster for the 2014 IIHF World Championship but did not see any action during the tournament...Also suited up for the Czech Republic at the 2010 IIHF World Junior Championship in Saskatchewan. **Personal:** Last name is pronounced *FRAN-soos*.



**MASON GEERTSEN**

**DEFENSEMAN – SHOOTS LEFT**

**BORN: APRIL 19, 1995 – DRAYTON VALLEY, ALBERTA**

**6-4, 220 LBS**

**COLORADO'S FOURTH SELECTION (FOURTH ROUND, 93rd OVERALL) IN THE 2013 NHL DRAFT**

**PLAYING RECORD**


SEASON	CLUB	LEAGUE	GP	REGULAR SEASON					PLAYOFFS				
				G	A	PTS	PIM	GP	G	A	PTS	PIM	
2010-11	Edmonton	WHL	3	0	0	0	4	-	-	-	-	-	-
2011-12	Edmonton	WHL	34	0	3	3	70	-	-	-	-	-	-
2012-13	Edmonton	WHL	15	0	4	4	32	-	-	-	-	-	-
	Vancouver	WHL	58	2	8	10	98	-	-	-	-	-	-
2013-14	Vancouver	WHL	66	4	19	23	126	4	0	0	0	14	-
2014-15	Vancouver	WHL	69	13	25	38	107	-	-	-	-	-	-
	Lake Erie	AHL	9	0	0	0	2	-	-	-	-	-	-
2015-16	San Antonio	AHL	42	0	8	8	62	-	-	-	-	-	-
	Fort Wayne	ECHL	21	1	3	4	18	14	0	3	3	15	-
2016-17	San Antonio	AHL	36	0	4	4	52	-	-	-	-	-	-
	Colorado	ECHL	9	0	5	5	14	19	1	3	4	42	-
2017-18	San Antonio	AHL	72	3	6	9	117	-	-	-	-	-	-

**2017-18:** Spent his first full season in the AHL, recording nine points (3g/6a) with a team-high 117 penalty minutes in 72 games for San Antonio...Finished tied for third on the team in games played...Was the Rampage's winner of the IOA/American Specialty AHL Man of the Year award for his outstanding contributions to the community. **2016-17:** Spent most of the season with the San Antonio Rampage (AHL), while also helping the Colorado Eagles capture the 2017 Kelly Cup as ECHL champions...Recorded four points (0g/4a) in 36 games for the Rampage and five points (0g/5a) in nine regular-season contests with the Eagles...Went on to dress in 19 of Colorado's 20 playoff games, tallying a goal and three assists with a team-high 42 penalty minutes...Made his season debut on Oct. 30 for San Antonio after missing the start of the year due to injury. **2015-16:** Spent most of his first full professional season with San Antonio (AHL) but also saw time with Fort Wayne (ECHL)...Recorded eight assists (0g/8a) in 42 games with the Rampage and four points (1g/3a) in 21 games with the Komets...Added three assists in 14 playoff games for Fort Wayne. **2014-15:** Led all Vancouver Giants defensemen in points (38), goals (13) and assists (25) while appearing in 69 games...Ranked first on the Giants in plus/minus rating (+3) and penalty minutes (107)...Was an alternate captain for the second consecutive year and served as the team captain late in

the season after Dalton Sward suffered a season-ending injury on Feb. 21...Named Vancouver's team MVP...Signed a three-year, entry-level contract with the Avalanche on March 24 and joined the Lake Erie Monsters (AHL) for nine games (0g/0a). **2013-14:** Tallied 23 points (4g/19a) with 126 penalty minutes in 66 games as an alternate captain with Vancouver (WHL)... Appeared in four postseason games. **2012-13:** Was acquired by Vancouver from Edmonton on Oct. 31 and went on to record 10 points (2g/8a) and 98 penalty minutes in 58 games with the Giants...Combined for 14 points (2g/12a) and 130 penalty minutes in 73 contests between the two WHL teams. **Other:** Made his WHL debut with Edmonton in 2010-11, appearing in three games...Skated in 34 games for the Oil Kings in 2011-12. **Personal:** His uncle, Jim Ennis, played in the NHL for the Edmonton Oilers and had Wayne Gretzky assist on his first NHL goal in 1987-88...Was named the San Antonio Rampage's winner of the 2017-18 IOA/American Specialty AHL Man of the Year award for his outstanding contributions to the community...Geertsen participated in his third season of the Rampage Face Off Against Kids Cancer program, spent time visiting with a breast cancer support group, as well as assisting the city's Pre-K 4 SA program and donating his time to the Rampage Sled Hockey Team and Jr. Rampage.



# AVALANCHE SYSTEM



## RYAN GRAVES

DEFENSEMAN – SHOOTS LEFT

BORN: MAY 21, 1995 – YARMOUTH, NOVA SCOTIA

6-5, 226 LBS

ACQUIRED BY COLORADO FROM THE NEW YORK RANGERS IN EXCHANGE FOR CHRIS BIGRAS, FEBRUARY 26, 2018

### PLAYING RECORD

SEASON	CLUB	LEAGUE	GP	REGULAR SEASON					PLAYOFFS				
				G	A	PTS	PIM	GP	G	A	PTS	PIM	
2011-12	Prince Edward Island	QMJHL	62	2	7	9	34	-	-	-	-	-	-
2012-13	Prince Edward Island	QMJHL	68	3	13	16	90	6	0	0	0	6	-
2013-14	Charlottetown	QMJHL	39	3	9	12	52	-	-	-	-	-	-
	Val d'Or	QMJHL	26	2	8	10	16	24	1	7	8	24	-
2014-15	Quebec	QMJHL	50	15	24	39	49	21	5	6	11	25	-
2015-16	Hartford	AHL	74	9	12	21	53	-	-	-	-	-	-
2016-17	Hartford	AHL	76	8	22	30	69	-	-	-	-	-	-
2017-18	Hartford	AHL	57	4	7	11	66	-	-	-	-	-	-
	San Antonio	AHL	21	1	5	6	7	-	-	-	-	-	-

**2017-18:** Split the season between the New York Rangers' AHL affiliate, the Hartford Wolf Pack, and the Avalanche's AHL club, the San Antonio Rampage...Registered 11 points (4g/7a) in 57 games with Hartford before being traded to Colorado in exchange for Chris Bigras on Feb. 26...Picked up six points (1g/5a) in 21 contests with San Antonio. **2016-17:** Co-led Hartford's defense in both goals (8) and points (30) while appearing in all 76 games...Finished second on the Wolf Pack and third among AHL defensemen with 191 shots. **2015-16:** Led all Hartford defensemen with nine goals and added 12 assists for 21 points in 74 games during his first professional season...Was selected to play in the AHL All-Star Game. **2014-15:** Participated in the Memorial Cup tournament

for the second straight year, this time as a member of the host Quebec Remparts, and was named to the Memorial Cup All-Star Team...Recorded five points (2g/3a) in five games at the Memorial Cup, tied for second among all defensemen...Tallied 39 points (15g/24a) in 50 games during the regular season, second among Remparts defenders...Added 11 points (5g/6a) in 21 QMJHL playoff games. **2013-14:** Helped Val-d'Or capture the President's Cup as QMJHL champions and earn a trip to the Memorial Cup after joining the team midseason from Charlottetown. **Other:** Played two seasons with the Prince Edward Island Rocket from 2011-13...Was a fourth-round pick of the Rangers in the 2013 NHL Draft (110th overall).



## NICK HENRY

RIGHT WING – SHOOTS RIGHT

BORN: JULY 4, 1999 – PORTAGE, MANITOBA

5-11, 186 LBS

COLORADO'S THIRD SELECTION (FOURTH ROUND, 94th OVERALL) IN THE 2017 NHL DRAFT

### PLAYING RECORD

SEASON	CLUB	LEAGUE	GP	REGULAR SEASON					PLAYOFFS				
				G	A	PTS	PIM	GP	G	A	PTS	PIM	
2015-16	Portage	MJHL	50	26	35	61	38	12	8	6	14	12	-
2016-17	Regina	WHL	72	35	46	81	49	22	4	8	12	12	-
2017-18	Regina	WHL	53	14	15	29	32	7	3	1	4	6	-

**2017-18:** Tallied 14 goals and 15 assists for 29 points in 53 games during his second season with the Regina Pats (WHL)...Missed the start of the 2017-18 campaign while recovering from offseason shoulder surgery, which forced him to sit out the first 19 games before making his season debut on Nov. 10...Recorded four points (3g/1a) in seven postseason contests for Regina, which lost to Swift Current in the first round...Participated in the 2018 Memorial Cup for the host Pats, where he tied for the tournament lead with five goals and tied for third among all skaters with seven points...Recorded a hat trick in the round-robin finale of the Memorial Cup on May 23 against Swift Current, helping the Pats win 6-5. **2016-17:** Finished second among Western Hockey League rookies in scoring with 81 points (35g/46a) in 72 games for the Regina Pats...Was

also second among first-year players in goals and assists, and was one of only four WHL rookies to dress in every regular-season game...Led all WHL rookies in plus/minus rating (+32) and power-play goals (13)...Finished tied for third on the Pats in goals, and was fifth in both points and assists...Henry's 13 PPG tied him for second on the squad...Added 12 points (4g/8a) in 22 postseason games, ranking him fourth among WHL rookies in playoff scoring. **2015-16:** Was named the Manitoba Junior Hockey League Rookie of the Year and was selected to the MJHL All-Rookie Team with his hometown Portage Terriers...Recorded 61 points (35g/46a) in 50 regular-season games and added 14 points (8g/6a) in 12 playoff contests to help the Terriers win the MJHL Championship.



**MARTIN KAUT**

**RIGHT WING – SHOOTS RIGHT**

**BORN: OCTOBER 2, 1999 – BRNO, CZECH REPUBLIC**

**6-2, 180 LBS**

**COLORADO'S FIRST SELECTION (FIRST ROUND, 16th OVERALL) IN THE 2018 NHL DRAFT**

**PLAYING RECORD**

SEASON	CLUB	LEAGUE	GP	REGULAR SEASON					PLAYOFFS				
				G	A	PTS	PIM	GP	G	A	PTS	PIM	
2015-16	Pardubice U-18	Czech U-18	13	6	13	19	12	6	6	7	13	10	
2016-17	Pardubice Jr.	Czech Jr.	22	4	12	16	24	-	-	-	-	-	
	Pardubice	Czech	26	0	1	1	6	-	-	-	-	-	
2017-18	Pardubice	Czech	38	9	7	16	14	7	3	2	5	4	
	Czech Republic	WJC	7	2	5	7	6	-	-	-	-	-	

**2017-18:** Spent the season with HC Dynamo Pardubice in the Czech Republic's top professional league and recorded 16 points (9g/7a) in 38 games...Added five points (3g/2a) in seven postseason contests...Represented his country at the 2018 IIHF World Junior Championship in Buffalo, N.Y., where he ranked fourth on the team with seven points (2g/5a) in seven games en route to a fourth-place finish at the tournament. **2016-17:** Split the 2016-17 campaign with Pardubice and its junior team, registering one point (0g/1a) in 26 outings with Dynamo and 16 points (4g/12a) in 22 contests with the under-20 squad...Represented the Czech Republic at the 2017 IIHF World Under-18 Championship, finishing with two points (1g/1a) in five games...Helped his country win gold for the first time at the Ivan Hlinka Memorial

Tournament in 2016, notching four points (1g/3a) in five games. **2015-16:** Tallied 19 points (6g/13a) in 13 appearances for HC Pardubice's Under-18 Team in the Czech Under-18 league...Contributed 13 points (6g/7a) in six playoff contests and finished with a +11 plus/minus rating, the best of any player in the league in the postseason...Registered two points (1g/1a) in five games for his country at the 2016 Under-17 World Hockey Challenge. **Other:** Was rated as the fourth-best international player in NHL Central Scouting's final rankings for the 2018 Draft...Was the second-highest rated forward on that list...Is the second-highest selection of a Czech-born player in franchise history (Vaclav Nedorost, 14th overall, 2000).

# AVALANCHE SYSTEM



## SCOTT KOSMACHUK

RIGHT WING – SHOOTS RIGHT

BORN: JANUARY 24, 1994 – RICHMOND HILL, ONTARIO

5-11, 185 LBS

SIGNED BY COLORADO AS A FREE AGENT, JULY 2, 2018

### PLAYING RECORD

SEASON	CLUB	LEAGUE	REGULAR SEASON					PLAYOFFS				
			GP	G	A	PTS	PIM	GP	G	A	PTS	PIM
2010-11	Guelph	OHL	68	6	15	21	25	6	1	0	1	5
2011-12	Guelph	OHL	67	30	29	59	110	6	2	3	5	12
2012-13	Guelph	OHL	68	35	30	65	105	5	1	0	1	13
2013-14	Guelph	OHL	68	49	52	101	83	20	10	18	28	27
2014-15	St. John's	AHL	70	14	14	28	62	-	-	-	-	-
2015-16	Manitoba	AHL	67	19	17	36	41	-	-	-	-	-
	<b>Winnipeg</b>	<b>NHL</b>	<b>8</b>	<b>0</b>	<b>3</b>	<b>3</b>	<b>2</b>	-	-	-	-	-
2016-17	Manitoba	AHL	58	11	17	28	47	-	-	-	-	-
2017-18	Hartford	AHL	70	15	27	42	77	-	-	-	-	-
<b>NHL TOTALS</b>			<b>8</b>	<b>0</b>	<b>3</b>	<b>3</b>	<b>2</b>	-	-	-	-	-

**2016-17:** Finished second on the Hartford Wolf Pack (AHL) in scoring with 42 points (15g/27a) in 70 games...Was also second on the team in assists, penalty minutes (77), power-play goals (8) and games played. **2016-17:** Skated in 58 contests for the Manitoba Moose, registering 28 points (11g/17a). **2015-16:** Saw his first career NHL action, recording three points (0g/3a) in eight games for the Winnipeg Jets...Made his NHL debut on March 8 vs. Nashville...Recorded his first NHL point with an assist on March 12 vs. Colorado...Tied for the Manitoba Moose team lead in goals (19) and finished third in points (36-tied). **2014-15:** Spent his first professional season with St. John's (AHL), where he tied for fourth on the club in goals (14). **2013-14:** Helped lead Guelph to the OHL title and

a berth in the Memorial Cup...Led the Storm and finished third in league scoring with 101 points (49g/52a) in 68 games, earning him a spot on the OHL Second All-Star Team...His 49 goals also led the team and tied him for second in the league...Posted a +52 plus/minus rating, tied for third in the OHL...Went on to collect 28 points (10g/18a) in 20 playoff contests, finishing tied for second in the OHL in assists and plus/minus (+22)...Added five points (3g/2a) in four Memorial Cup games. **2012-13:** Led the Guelph Storm in points (65) and goals (35) in 68 contests. **2011-12:** Finished second on Guelph in goals (30) and was third in points (59). **Other:** Was selected by Winnipeg in the third round (70th overall) of the 2012 NHL Entry Draft...Made his debut for Guelph in 2010-11.



## NIKOLAI KOVALENKO

RIGHT WING – SHOOTS LEFT

BORN: OCTOBER 17, 1999 – RALEIGH, NORTH CAROLINA

5-10, 174 LBS

COLORADO'S SEVENTH SELECTION (SIXTH ROUND, 171st OVERALL) IN THE 2018 NHL DRAFT

### PLAYING RECORD

SEASON	CLUB	LEAGUE	REGULAR SEASON					PLAYOFFS				
			GP	G	A	PTS	PIM	GP	G	A	PTS	PIM
2015-16	Loko Yaroslavl	Russia Jr.	4	4	1	5	0	-	-	-	-	-
	Loko Yaroslavl Jr.	Russia Jr. 2	17	6	12	18	8	-	-	-	-	-
2016-17	Loko Yaroslavl	Russia Jr.	35	3	11	14	35	3	0	1	1	12
	Loko Yaroslavl Jr.	Russia Jr. 2	2	5	3	8	0	9	1	5	6	6
2017-18	Loko Yaroslavl	Russia Jr.	33	10	21	31	34	13	1	11	12	22
	Yaroslavl	KHL	2	0	0	0	0	4	0	0	0	7
	Loko Yaroslavl Jr.	Russia Jr. 2	2	1	1	2	0	-	-	-	-	-

**2017-18:** Collected 31 points (10g/21a) in 33 games for Loko Yaroslavl of Russia's junior league, the MHL, ranking fourth on the team in assists...Added 12 points, including a league-high 11 assists, in 13 postseason contests to help Yaroslavl capture the MHL championship...Selected to the MHL All-Star Game...Also made his debut in the KHL for Lokomotiv Yaroslavl, skating in two regular-season games and four playoff contests. **2016-17:** Dressed in 35 regular-season contests for Loko Yaroslavl, tallying 14 points

(3g/11a). **2015-16:** Saw his first action for Loko Yaroslavl while spending most of the year with Loko Junior Yaroslavl...Helped his country to a silver medal at the Under-17 World Hockey Challenge. **Other:** Is the son of former Avalanche forward Andrei Kovalenko, who was drafted by the Quebec Nordiques in 1990 and recorded 379 points (173g/206a) in 620 career NHL games with Quebec/Colorado, Montreal, Edmonton, Philadelphia, Carolina and Boston...Andrei was playing for the Hurricanes when his son was born.



**PETR KVACA**

**GOALTENDER – CATCHES LEFT**

**BORN: SEPTEMBER 12, 1997 – BRANDYS nad LABEM, CZECH REPUBLIC**

**6-1, 174 LBS**

**COLORADO'S FOURTH SELECTION (FOURTH ROUND, 114th OVERALL) IN THE 2017 NHL DRAFT**

**PLAYING RECORD**

SEASON	CLUB	LGE	REGULAR SEASON								PLAYOFFS						
			GP	W	L	T	MNS	GA	SO	GAA	GP	W	L	MNS	GA	SO	GAA
2014-15	Budejovice U18	Cze. U18	25	-	-	-	1455	57	2	2.35	-	-	-	-	-	-	-
	Budejovice Jr.	Czech Jr.	17	-	-	-	979	49	1	3.00	-	-	-	-	-	-	
2015-16	Budejovice Jr.	Czech Jr.	37	-	-	-	2155	113	4	3.15	2	-	-	125	5	0	2.40
	Budejovice	Czech 2	3	-	-	-	138	4	1	1.74	1	-	-	0	0	0	0.00
2016-17	Budejovice Jr.	Czech Jr.	2	-	-	-	120	7	1	3.50	-	-	-	-	-	-	-
	Benatky	Czech 2	7	-	-	-	425	20	0	2.82	-	-	-	-	-	-	-
2017-18	Budejovice	Czech 2	29	-	-	-	1719	49	3	1.71	9	-	-	502	11	3	1.31
	Praha	Czech	2	-	-	-	100	9	0	5.40	10	-	-	-	-	-	2.12

**2017-18:** Played 32 games for HC Ceske Budejovice, posting a 1.75 goals-against average and a .923 save percentage... Recorded a career-high five shutouts... Registered a 2.12 goals-against average and .920 save percentage in 10 postseason contests, adding two shutouts... Appeared in two games on loan for HC Sparta Praha in Czech's top league, posting a 5.40 goals-against average and a .833 save percentage.

**2016-17:** Spent most of the season with Ceske Budejovice where he helped his team win the Czech-2 championship... Posted a league-best 1.71 goals-against average in 29 games during the regular season and added a 1.31 GAA

and three shutouts in nine postseason outings... Also spent some time with Benatky in the Czech 2 league (seven games) and with Budejovice Jr. (two contests)... Was selected to his country's roster for the 2017 IIHF World Junior Championship in Montreal/Toronto, but did not see any action during the tournament. **2015-16:** Led the Czech Under-20 league with four shutouts in 37 games for Budejovice Jr.... Also spent time with Budejovice's top club in the Czech 2 league, posting a 1.74 GAA in three contests. **Other:** Was the first Czech player to be drafted by the Avalanche since right wing David Svagrovsky in 2003.



**NICK LEIVERMANN**

**DEFENSEMAN – SHOOTS LEFT**

**BORN: SEPTEMBER 14, 1998 – EDINA, MINNESOTA**

**5-11, 194 LBS**

**COLORADO'S SEVENTH SELECTION (SEVENTH ROUND, 187th OVERALL) IN THE 2017 NHL DRAFT**

**PLAYING RECORD**

SEASON	CLUB	LEAGUE	GP	REGULAR SEASON				PLAYOFFS					
				G	A	PTS	PIM	GP	G	A	PTS	PIM	
2014-15	Team Southwest	USHS	2	0	0	0	0	-	-	-	-	-	-
	Eden Prairie	USHS	25	6	13	19	24	5	1	1	2	4	
2015-16	Team Northwest	USHS	20	5	3	8	4	-	-	-	-	-	-
	Eden Prairie	USHS	25	10	22	32	16	6	3	7	10	4	
2016-17	Bloomington	USHL	1	0	0	0	0	-	-	-	-	-	-
	Team Northwest	USHS	19	5	11	16	12	-	-	-	-	-	-
	Eden Prairie	USHS	21	10	24	34	16	5	2	4	6	6	
2017-18	Bloomington	USHL	8	1	0	1	0	-	-	-	-	-	-
	Penticton	BCHL	43	10	27	37	30	3	0	4	4	0	

Has committed to the University of Notre Dame for the 2018-19 campaign. **2017-18:** Tallied 37 points (10g/27a) in 43 games for the Penticton Vees of the British Columbia Hockey League... Led all BCHL rookie defensemen in points while his 0.86 points-per-game average ranked fourth among all rookies... Leivermann's 27 assists tied for fourth among league newcomers... Added four points (0g/4a) in three playoff outings before suffering an injury and missing the remainder of the postseason. **2016-17:** Served as captain for the Eden Prairie High School Eagles (USHS)... Totaled 34 points (10g/24a) in

21 games, ranking third on the team in assists... Appeared in eight contests with the Bloomington Thunder (USHL) and recorded one goal... Played three matches in the Minnesota state tournament and recorded two points (1g/1a)... Skated in 19 games with Team Northwest (USHS) and tallied 16 points (5g/11a)... Named to USHS All-USA Hockey Third Team. **2015-16:** Recorded 32 points (10g/22a) in 25 games with Eden Prairie High School... Appeared in 20 games with Team Northwest and scored eight points (5g/3a)... Also played one game for the USHL's Bloomington Thunder.

# AVALANCHE SYSTEM



## TY LEWIS

LEFT WING – SHOOTS LEFT

BORN: MARCH 5, 1998 – BRANDON, MANITOBA

5-11, 180 LBS

SIGNED BY COLORADO AS A FREE AGENT, OCTOBER 3, 2017

### PLAYING RECORD

SEASON	CLUB	LEAGUE	REGULAR SEASON					PLAYOFFS				
			GP	G	A	PTS	PIM	GP	G	A	PTS	PIM
2013-14	Brandon Midget AAA	MMHL	35	28	29	57	38	7	8	6	14	8
2014-15	Brandon Midget AAA	MMHL	13	10	11	21	43	8	6	5	11	4
	Brandon	WHL	2	0	0	0	0	3	0	0	0	0
2015-16	Brandon	WHL	48	10	13	23	6	21	2	0	2	8
2016-17	Brandon	WHL	70	30	38	68	40	4	0	3	3	0
2017-18	Brandon	WHL	70	44	56	100	60	11	6	7	13	20

**2017-18:** Led the Brandon Wheat Kings and finished tied for eighth in the Western Hockey League scoring race with 100 points (44g/56a) in 70 games...Also paced the Wheat Kings in goals and assists, tying him for 10th and 13th, respectively, in the WHL...Finished tied for fourth in the league with nine game-winning goals...Was named the WHL Player of the Month for January after tallying 14 points (9g/5a) in 11 games...Had a goal and one assist in the season finale against Moose Jaw on March 17 to reach the century mark in points...Played for Team WHL at the Canada-Russia Series in November...Added 13 points (6g/7a) in 11 playoff contests for the Wheat Kings, sharing the team lead in goals while finishing second in points and assists. **2016-17:** Led the Brandon Wheat Kings in assists (38) and finished second in

goals (30-tied) and points (68) in 70 games...Ranked first on the team in game-winning goals (6) and was second in power-play markers (11)...Added three assists (0g/3a) in four playoff contests. **2015-16:** Helped Brandon win the Ed Chynoweth Cup as Western Hockey League champions and advance to the 2016 Memorial Cup tournament...Tallied 23 points (10g/13a) in 48 regular-season contests during his rookie campaign...Went on to dress in all 21 WHL playoff contests, scoring two goals (2g/0a)...Skated in all three Wheat Kings contests at the Memorial Cup in Red Deer, Alberta. **2014-15:** Played his second season with the Brandon Wheat Kings Midget AAA program before joining the Brandon Wheat Kings for the end of the regular season and WHL playoffs.



**CALE MAKAR**

**DEFENSEMAN – SHOOTS RIGHT**

**BORN: OCTOBER 30, 1998 – CALGARY, ALBERTA**

**5-11, 187 LBS**

**COLORADO'S FIRST SELECTION (FIRST ROUND, FOURTH OVERALL) IN THE 2017 NHL DRAFT**

**PLAYING RECORD**

SEASON	CLUB	LEAGUE	GP	REGULAR SEASON				PLAYOFFS				
				G	A	PTS	PIM	GP	G	A	PTS	PIM
2014-15	Cgy Flames Midget AAA	AMHL	34	7	16	23	14	2	0	0	0	0
	Brooks	AJHL	3	1	4	5	4	20	1	6	7	4
2015-16	Brooks	AJHL	54	10	45	55	28	13	3	11	14	0
2016-17	Brooks	AJHL	54	24	51	75	18	13	5	13	18	4
2017-18	Univ. of Massachusetts	Hockey East	34	5	16	21	20	-	-	-	-	-
	Canada	WJC	7	3	5	8	0	-	-	-	-	-

Has been selected as one of three captains for the University of Massachusetts in 2018-19. **2017-18:** Named a Hockey East Third Team All-Star and was selected to the Hockey East All-Rookie Team as a freshman at the University of Massachusetts...Tallied 21 points (5g/16a) in 34 games, finishing second on the Minutemen in assists and fifth in scoring...His 21 points placed him fourth among Hockey East rookie defensemen...Ranked second on the team in shots (112) and plus/minus rating (+9)...Helped Team Canada win the gold medal at the 2018 IIHF World Junior Championship in Buffalo...Was named to the tournament's all-star team after recording eight points (3g/5a) in seven games, tops among Canadian defensemen and tied for first among all blueliners. **2016-17:** Named the Canadian Junior Hockey League's Most Valuable Player, Alberta Junior Hockey League Most Valuable Player and the AJHL's Most Outstanding Defenseman...Led all AJHL defensemen in scoring with 75 points (24g/51a) in 54 games...That point total ranked sixth in the league and his 1.47 points-per-game average tied him for fourth...Added 18 points (5g/13a) in 13 playoff contests to help the Brooks Bandits to their second consecutive AJHL championship, earning playoff MVP honors...His 18 playoff points led all league blueliners...Registered eight points (3g/5a) in five games to help Brooks capture the 2017 Western Canada Cup and received CJHL top defenseman honors...Received the Roland

Mercier Trophy as MVP of the Royal Bank Cup (Canadian Junior A championship series), becoming the first player in the nearly 50-year history of the award to earn it in back-to-back seasons. **2015-16:** Named the AJHL Rookie of the Year after totaling 55 points (10g/45a) in 54 games during his first full season for Brooks...His 45 assists were tied for first among league defensemen and ninth among all skaters...Added 14 points (3g/11a) in 13 postseason games...Earned the Roland Mercier Trophy as MVP of the Royal Bank Cup. **2014-15:** Began the season with the Calgary Flames Midget AAA team of the Alberta Midget Hockey League, where he tallied 23 points (7g/16a) in 34 contests...Joined the Brooks Bandits and recorded five points (1g/4a) in three regular-season contests before adding seven points (1g/6a) in 20 postseason contests. **Other:** Is the highest-ever draft pick from the Alberta Junior Hockey League, surpassing Joe Colborne (Camrose Kodiaks), who was selected by the Boston Bruins with the 16th overall pick in 2008... Was the top-rated North American defenseman in NHL Central Scouting's final rankings for the 2017 draft...Was the ninth-best skater overall on that list...Served as captain of Team Canada West at the 2016 World Junior A Challenge, totaling eight points (4g/4a) in four games, including a single-game record five points by a defenseman...Selected by the Medicine Hat Tigers in the eighth round of the 2013 WHL Bantam Draft.

# AVALANCHE SYSTEM



## SPENCER MARTIN

GOALTENDER – CATCHES LEFT

BORN: JUNE 8, 1995 – OAKVILLE, ONTARIO

6-3, 200 LBS

COLORADO'S THIRD SELECTION (THIRD ROUND, 63rd OVERALL) IN THE 2013 NHL DRAFT

### PLAYING RECORD

SEASON	CLUB	LGE	REGULAR SEASON										PLAYOFFS					
			GP	W	L	T	MNS	GA	SO	GAA	SV%	GP	W	L	MNS	GA	SO	GAA
2011-12	Mississauga	OHL	15	2	7	1	753	50	0	3.98	.885	-	-	-	-	-	-	-
2012-13	Mississauga	OHL	46	17	21	4	2504	126	0	3.02	.906	2	0	1	90	9	0	6.01
2013-14	Mississauga	OHL	64	24	33	5	3562	210	3	3.54	.899	4	1	3	270	18	0	3.99
2014-15	Mississauga	OHL	31	15	13	1	1713	85	1	2.98	.921	-	-	-	-	-	-	-
2015-16	Fort Wayne	ECHL	20	9	9	1	1113	60	2	3.23	.878	1	0	1	44	5	0	6.87
	San Antonio	AHL	18	7	7	1	905	40	3	2.65	.921	-	-	-	-	-	-	-
2016-17	San Antonio	AHL	50	19	26	4	2812	136	2	2.90	.904	-	-	-	-	-	-	-
	Colorado	NHL	3	0	2	1	179	13	0	4.36	.865	-	-	-	-	-	-	-
2017-18	San Antonio	AHL	34	14	15	4	1856	96	1	3.10	.893	-	-	-	-	-	-	-
<b>NHL TOTALS</b>			<b>3</b>	<b>0</b>	<b>2</b>	<b>1</b>	<b>179</b>	<b>13</b>	<b>0</b>	<b>4.36</b>	<b>.865</b>	-	-	-	-	-	-	-

**2017-18:** Appeared in 34 games for the San Antonio Rampage (AHL), posting a 14-15-4 record with a 3.10 goals-against average and one shutout... Was recalled by the Avalanche on three occasions but did not appear in an NHL game... Was named the CCM/AHL Player of the Week on Nov. 13. **2016-17:** Spent the majority of the season with San Antonio (AHL) but also saw his first NHL action with the Avalanche... Appeared in a team-high 50 games for the Rampage, posting a 19-26-4 record with a 2.90 goals-against average, .904 save percentage and two shutouts... His 19 wins and two shutouts also paced the club... Made three starts for the Aves, fashioning an 0-2-1 record with a 4.36 GAA and .865 Sv%... Earned his first NHL call-up on Nov. 25 and dressed as the backup on Nov 26 against Vancouver before being reassigned on Nov. 27... Was recalled for the second time on Dec. 13, reassigned on Dec. 19, recalled again to backup Calvin Pickard on Dec. 23 in Chicago and was reassigned after the game... Recalled again on Jan. 18, Martin made his NHL debut on Jan. 21 at San Jose, stopping 27 shots in a 3-2 overtime loss... The 21-year-old became the fourth Avalanche goaltender to appear in a game before his 22nd birthday, joining Marc Denis (19), Sami Aittokallio (20) and Jocelyn Thibault (20)... Earned another start on Jan. 23 at home against the Sharks (5-2 loss) and was reassigned on Jan. 25... Recalled for the fifth and final time on Jan. 29, Martin made one more start, Feb. 1 vs. Los Angeles, before being reassigned on Feb. 8... Was selected to the Pacific Division roster for the 2017 AHL All-Star Classic but did not participate in the contest due to his assignment with Colorado... Became the first Rampage goalie to be selected to the All-Star Classic in franchise history. **2015-16:** Split his time between the Fort Wayne Komets (ECHL) and the San Antonio Rampage (AHL) in his first professional season... Posted a 7-7-1 record with a 2.65 goals-against average, .921 save percentage and a team-high three shutouts in 18 games for the Rampage... Played in 20 games with Fort Wayne and finished with a 9-9-1

record, 3.23 GAA and .878 Sv%... Named the CCM/AHL Player of the Week on March 28 after stopping 91 of 94 shots and posting a 0.99 GAA and .968 Sv% in three wins... Started in one postseason contest for Fort Wayne, Game 5 of the Western Conference Final on May 22 at Allen. **2014-15:** Missed the second half of the season after suffering a knee injury on Dec. 21 vs. Sudbury... Martin was first in the OHL in saves (990), second in minutes (1713), and fifth in both wins (15) and save percentage (.921) prior to his season-ending surgery... Honored as the CHL Goaltender of the Week for Oct. 28-Nov. 3... Named to Team OHL for both games of the CHL Subway Series vs. the Russian National Junior Team on Nov. 13 and 17... One of 32 players to be named to the OHL roster and the lone representative from Mississauga... Was 3-0 in shootouts, stopping 8-of-9 attempts. **2013-14:** Led all Ontario Hockey League netminders in games played (64) and minutes (3562) in his third season with Mississauga... Finished fourth in the league in saves (1863)... Sported a 24-33-5 record with three shutouts en route to being named Mississauga's team MVP... Voted as the "Best Puck-Handling Goalie" and the second-best "Shootout Goalie" in the OHL Eastern Conference Coaches Poll... Named the Canadian Hockey League's Goaltender of the Week on Nov. 5... Started all four playoff games for Mississauga, compiling a 1-3 record, 3.99 GAA and .901 Sv%... Faced 64 shots and made 58 saves in Game 3 of the Eastern Conference Quarterfinals vs. Oshawa. **2012-13:** Appeared in 46 games for the Mississauga Steelheads of the Ontario Hockey League, posting a 17-21-0-4 record with a .906 save percentage... Led Mississauga goaltenders in games played and wins... Went on to appear in two playoff contests for the Steelheads, making one start... Was rated by NHL Central Scouting as the fifth-best North American goaltender in its final rankings for the 2013 Draft. **2011-12:** Made his Ontario Hockey League debut with the Mississauga St. Michael's Majors, posting a 2-7-1 record in 15 games.



**NICOLAS MELOCHE**

**DEFENSEMAN – SHOOTS RIGHT**

**BORN: JULY 18, 1997 – LaSALLE, QUEBEC**

**6-3, 210 LBS**

**COLORADO'S THIRD SELECTION (SECOND ROUND, 40th OVERALL) IN THE 2015 NHL DRAFT**

**PLAYING RECORD**

SEASON	CLUB	LEAGUE	GP	REGULAR SEASON					PLAYOFFS				
				G	A	PTS	PIM	GP	G	A	PTS	PIM	
2013-14	Baie-Comeau	QMJHL	54	6	19	25	47	22	0	8	8	8	
2014-15	Baie-Comeau	QMJHL	44	10	24	34	99	12	4	6	10	22	
2015-16	Baie-Comeau	QMJHL	25	8	8	16	54	-	-	-	-	-	
	Gatineau	QMJHL	28	5	12	17	38	9	1	2	3	10	
2016-17	Gatineau	QMJHL	26	7	14	21	38	-	-	-	-	-	
	Charlottetown	QMJHL	35	9	17	26	35	13	3	4	7	30	
2017-18	San Antonio	AHL	58	5	12	17	59	-	-	-	-	-	
	Colorado	ECHL	5	1	0	1	0	24	1	5	6	41	

**2017-18:** Spent most of his first professional season with San Antonio (AHL) before joining the Colorado Eagles (ECHL) and helping them win the Kelly Cup...Tallied 17 points (5g/12a) in 58 games with the Rampage and added one goal (1g/0a) in five regular-season contests with the Eagles...Went on to skate in all 24 Kelly Cup Playoff games for Colorado, tallying six points (1g/5a). **2016-17:** Finished second among QMJHL defensemen with 16 goals and ranked seventh in scoring with 47 points (16g/31) in 61 combined games between Gatineau and Charlottetown...Posted a +33 combined plus/minus rating, fifth among league defensemen, and finished fourth among blueliners with eight power-play goals...Spent the first half of the year with Gatineau, where he tallied 21 points (7g/14a) in 26 games...Traded to Charlottetown in a seven-player deal on Dec. 22, Meloche picked up 26 points (9g/17a) in 35 contests with the Islanders...Went on to register seven points (3g/4a) in 13 playoff contests, second among team defensemen...Named to Team QMJHL for the CIBC Canada Russia Series (games Nov. 15 & 17)...Signed an entry-level contract with the Avalanche on March 6. **2015-16:** Registered 33 points (13g/20a) and 92 penalty minutes in 53 combined games between the Baie-

Comeau Drakkar and Gatineau Olympiques of the QMJHL... Began the season with Baie-Comeau and picked up 16 points (8g/8a) in 25 games...Played in two contests for Team QMJHL in the Subway Super Series against Russia...Acquired by Gatineau on Dec. 21 and had 17 points (5g/12a) in 28 games with the Olympiques...Added three points (1g/2a) in nine QMJHL playoff games. **2014-15:** Accrued 34 points (10g/24a) in 44 games with the Baie-Comeau Drakkar in the QMJHL... His 10 goals led all Drakkar defensemen...Finished third on the team in penalty minutes (99)...Added 10 points (4g/6a) in 12 playoff games...Won a gold medal with Canada at the 2014 Ivan Hlinka Memorial Tournament where he registered an assist in five contests. **2013-14:** Was named to the QMJHL Rookie All-Star Team after collecting 25 points (6g/19a) in 54 games during his first season with Baie-Comeau...His 25 points ranked second among QMJHL rookie defensemen and set a Drakkar franchise record for scoring by a rookie defender... Added eight points (0g/8a) in 22 playoff games...Represented the QMJHL All-Stars at the 2014 Subway Super Series vs. Russia. **Other:** Selected 15th overall by Baie-Comeau in the 2013 QMJHL Entry Draft.





## CAM MORRISON

LEFT WING – SHOOTS LEFT

BORN: AUGUST 27, 1998 – AURORA, ONTARIO

6-3, 210 LBS

COLORADO'S SECOND SELECTION (SECOND ROUND, 40th OVERALL) IN THE 2016 NHL DRAFT

### PLAYING RECORD

SEASON	CLUB	LEAGUE	REGULAR SEASON					PLAYOFFS				
			GP	G	A	PTS	PIM	GP	G	A	PTS	PIM
2014-15	Aurora	OJHL	49	31	22	53	8	12	6	5	11	0
2015-16	Youngstown	USHL	60	34	32	66	42	-	-	-	-	-
2016-17	Notre Dame	Hockey East	40	12	12	24	12	-	-	-	-	-
2017-18	Notre Dame	Big Ten	40	8	15	23	12	-	-	-	-	-

**2017-18:** Recorded 23 points (8g/15a) in 40 games during his sophomore season at Notre Dame...Ranked sixth on the team in points and goals, and was fifth in assists...Scored the overtime game-winning goal in Notre Dame's 3-2 victory over Ohio State in the Big Ten Tournament Championship game... Was named to the Big Ten's All Tournament Team. **2016-17:** Tallied 24 points (12g/12a) in 40 games as a freshman at Notre Dame...His 24 points tied him for fifth on the team and seventh among Hockey East freshmen...Ranked fourth on the Fighting Irish in goals and shared the team lead with five power-play tallies...Scored twice in the NCAA Northeast Regional Final against UMass-Lowell on March 26, which included the game-winning goal at 14:43 of the third period...Netted the Irish's only goal in their Frozen Four matchup against Denver on April 6 in Chicago. **2015-16:** Named USHL Rookie of the Year after leading the Youngstown Phantoms and all first-year players

in the league with 34 goals and 66 points in 60 games... His 32 assists finished third among USHL rookies...Finished tied for first in the league with eight game-winning goals and also led the USHL with a +38 plus/minus rating...Earned USHL All-Rookie Team and First All-Star Team honors...Played and scored a goal in the USHL/NHL Top Prospects Game... Represented Team Canada at the 2016 IIHF Under-18 World Championship, where he tallied four points (1g/3a) in seven contests. **2014-15:** Spent the season with the Aurora Tigers of the Ontario Junior Hockey League, where he was named OJHL Rookie of the Year after recording 53 points (31g/22a) in 49 games...Added 11 points (6g/5a) in 12 playoff contests. **Other:** Selected No. 51 overall in the fourth round of the 2015 USHL Entry Draft by Youngstown...Picked 44th overall in the third round of the 2014 OHL Priority Selection by the North Bay Battalion.



**JULIEN NANTEL**

**CENTER – SHOOTS LEFT**

**BORN: SEPTEMBER 6, 1996 – LAVAL, QUEBEC**

**6-1, 193 LBS**

**COLORADO'S SEVENTH SELECTION (SEVENTH ROUND, 204th OVERALL) IN THE 2014 NHL DRAFT**

**PLAYING RECORD**

SEASON	CLUB	LEAGUE	GP	REGULAR SEASON					PLAYOFFS				
				G	A	PTS	PIM	GP	G	A	PTS	PIM	
2012-13	Laval-Montreal	QAAA	36	19	21	40	18	17	6	11	17	6	
	Rouyn-Noranda	QMJHL	4	1	0	1	0	-	-	-	-		
2013-14	Rouyn-Noranda	QMJHL	68	14	20	34	18	9	0	4	4	2	
2014-15	Rouyn-Noranda	QMJHL	64	26	35	61	34	6	3	1	4	2	
2015-16	Rouyn-Noranda	QMJHL	52	22	24	46	28	20	4	4	8	12	
	San Antonio	AHL	59	5	3	8	10	-	-	-	-		
2017-18	Colorado	ECHL	5	2	0	2	0	20	8	8	16	6	
	San Antonio	AHL	48	6	2	8	12	-	-	-	-		
	Colorado	ECHL	18	4	11	15	6	24	3	4	7	2	

**2017-18:** Split the season between San Antonio (AHL) and Colorado (ECHL), helping the Eagles capture their second straight Kelly Cup championship...Tallied eight points (6g/2a) in 48 games with San Antonio and 15 points (4g/11a) in 18 regular season contests with Colorado...Went on to skate in all 24 Kelly Cup Playoff games for the Eagles, notching seven points (3g/4a). **2016-17:** Spent most of his first professional season with the San Antonio Rampage (AHL) while also helping the Colorado Eagles capture the 2017 Kelly Cup as ECHL champions...Totalled eight points (5g/3a) in 59 games for San Antonio and had two points (2g/0a) in five regular-season contests with Colorado...Re-joined the Eagles for the start of the playoffs and went on to skate in all 20 postseason contests for Colorado, finishing fourth on the team with 16 points (8g/8a)...Ranked second among all ECHL rookies in playoff points and was tied for first in goals...Notched five points (1g/4a) in four games of the Kelly Cup Final series against the South Carolina Stingrays. **2015-16:** Finished sixth on the Rouyn-Noranda Huskies in scoring with 46 points (22g/24a) in 52 contests...Helped the Huskies win their first-ever QMJHL championship as one of the team's alternate captains...Played for Team QMJHL in the Subway Super Series against Russia on Nov. 17-19...Missed 14 contests with an injury he suffered on Feb. 4 vs. Chicoutimi...Signed a three-year, entry-level contract with the Avalanche on March 8...Recorded eight points (4g/4a) and 12 PIM in 20 President's Cup playoff games...Appeared in all five

games with Rouyn-Noranda at the Memorial Cup, registering two goals...Scored in the Memorial Cup Final against the London Knights (OHL) on May 29. **2014-15:** Finished fourth on the Rouyn-Noranda Huskies with 61 points (26g/35a) in 64 matches...Scored the opening goal of the QMJHL season on Sept. 10 at the Val-d'Or Foreurs...Added four points (3g/1a) in six postseason contests. **2013-14:** Appeared in all 68 games for Rouyn-Noranda during his first full season in the QMJHL...Recorded 34 points (14g/20a), second among team rookies...Went on to appear in nine playoff games for the Huskies, tallying four points (0g/4a). **2012-13:** Made his QMJHL debut, appearing in four regular-season games with Rouyn-Noranda...Spent most of the season with Laval-Montreal Rousseau Royal (QMAAA), tallying 40 points (19g/21a) while serving as one of the team's assistant captains...Went on to collect 17 points (6g/11) in 17 playoff contests, earning most valuable player honors and propelling his team to the 2013 Telus Cup...Added 10 points (5g/5a) at the Midget AAA national championship, including the game-winning goal in the bronze-medal game...Was one of three midget players on Team Quebec's fourth-place squad at the 2013 World Under-17 Hockey Challenge. **Other:** Rated No. 51 among North American skaters on NHL Central Scouting's final rankings for the 2014 draft...Selected in the second round (No. 30 overall) by Rouyn-Noranda in the 2012 QMJHL Draft.

# AVALANCHE SYSTEM



## LOGAN O'CONNOR

RIGHT WING – SHOOTS RIGHT

BORN: AUGUST 14, 1996 – MISSOURI CITY, TEXAS

6-0, 175 LBS

SIGNED BY COLORADO AS A FREE AGENT, JULY 23, 2018

### PLAYING RECORD

SEASON	CLUB	LEAGUE	GP	REGULAR SEASON					PLAYOFFS				
				G	A	PTS	PIM	GP	G	A	PTS	PIM	
2013-14	Sioux Falls	USHL	59	3	7	10	23	3	0	0	0	12	
2014-15	Sioux Falls	USHL	58	16	20	36	42	12	6	4	10	2	
2015-16	University of Denver	NCHC	23	2	2	4	9	-	-	-	-	-	
2016-17	University of Denver	NCHC	44	7	11	18	10	-	-	-	-	-	
2017-18	University of Denver	NCHC	41	7	14	21	6	-	-	-	-	-	

Signed a two-year, entry-level contract with the Avalanche on July 23, 2018...Was named team captain for the University of Denver entering what would have been his senior season on June 7, 2018. **2017-18:** Dressed in all 41 games as a junior at the University of Denver, registering 21 points (7g/14a) while leading the Pioneers with two short-handed goals...Named to the NCHC Academic All-Conference Team for the second straight year...Finished tied for fifth on the team in goals and was seventh in points...Was named to the NCHC Frozen Faceoff All-Tournament Team after helping the Pioneers win their conference tournament...Finished his college career with 43 points (16g/27a) in 108 games. **2016-17:** Helped DU capture the NCAA championship as a sophomore in 2016-17, appearing in all 44 games while recording 18 points

(7g/11a)...Named to the NCHC Academic All-Conference Team...Led the Pioneers with two short-handed goals in helping DU to the NCHC's best regular-season record. **2015-16:** Notched four points (2g/2a) in 23 games as a freshman at Denver. **Other:** Prior to enrolling at DU, O'Connor tallied 46 points (19g/27a) in 117 career games with Sioux Falls of the United States Hockey League from 2013-15, where he helped the Stampede win the Clark Cup as league champions in 2015. **Personal:** Logan's father, Myles O'Connor, was drafted by New Jersey in the third round (45th overall) of the 1985 NHL Entry Draft and played 43 career NHL games (3g/4a) with the Devils (1990-93) and Mighty Ducks of Anaheim (1993-94)...Myles was an All-American at the University of Michigan.



## GUSTAV OLHAVER

**CENTER – SHOOTS LEFT**

**BORN: JULY 3, 1997 - ANGELHOLM, SWEDEN**

**6-6, 225 LBS**

**COLORADO'S SEVENTH CHOICE (SEVENTH ROUND, 191st OVERALL) IN THE 2015 NHL DRAFT**

### PLAYING RECORD

SEASON	CLUB	LEAGUE	GP	REGULAR SEASON				PLAYOFFS					
				G	A	PTS	PIM	GP	G	A	PTS	PIM	
2012-13	Rogle U18	Sweden U18	4	0	1	1	0	-	-	-	-	-	-
2013-14	Rogle Jr.	Sweden Jr.	5	1	0	1	2	-	-	-	-	-	-
	Rogle U18	Sweden U18	37	19	8	27	8	-	-	-	-	-	-
2014-15	Rogle U18	Sweden U18	18	14	11	25	8	-	-	-	-	-	-
	Rogle Jr.	Sweden Jr.	41	6	6	12	10	6	0	0	0	0	2
2015-16	Seattle	WHL	31	2	3	5	17	-	-	-	-	-	-
	Swift Current	WHL	20	1	2	3	2	-	-	-	-	-	-
2016-17	Rogle Jr.	Sweden Jr.	36	15	23	38	41	3	1	0	1	0	0
	Rogle	Sweden	10	0	1	1	0	-	-	-	-	-	-
	Helsingborgs	Sweden-2	1	1	0	0	0	-	-	-	-	-	-
2017-18	Oskarshamn	Sweden-2	48	6	7	13	20	-	-	-	-	-	-

**2017-18:** Tallied 13 points (6g/7a) in 48 games for Oskarshamn in Sweden's Allsvenskan. **2016-17:** Returned to his native Sweden, spending most of the year with Rogle Jr. while also seeing time with Rogle in Sweden's highest division (Swedish Hockey League)...Finished second on Rogle Jr. (SuperElit) with 38 points (15g/23a) in 36 games and shared the club goal-scoring lead with 15...Also tied for the team lead with a +7 plus/minus rating...Added one goal in three postseason contests for Rogle Jr....In 10 games for Rogle's top club, Olhaver tallied one assist. **2015-16:** Split his first season in North America between the Western Hockey League's Seattle Thunderbirds and Swift Current Broncos...Tallied eight points (3g/5a) in 51 combined WHL games...Recorded five points (2g/3a) in 31 games with Seattle and three points (1g/2a) in 20

contests with Swift Current...Released from Seattle on Dec. 27 and claimed on waivers by Swift Current the following day...Made his Swift Current debut on Dec. 29 vs. Prince Albert. **2014-15:** Scored 12 points (6g/6a) in 41 contests with Rogle BK Jr. in Sweden's SuperElit league...Also appeared in six playoff games for Rogle Jr....Dressed in 18 games for Rogle U-18, notching 25 points (14g/11a). **2013-14:** Picked up a goal in five contests with Rogle BK Jr....Skated in 37 games for Rogle U-18, tallying 19 goals and 27 points. **2012-13:** Collected an assist in four games played with Rogle BK J18 in Sweden's J18 Elit league...Scored 41 points (17g/24a) in 27 contests with Rogle BK's Under-16 team in Sweden's under-16 Elit league. **Other:** Drafted in the first round (44th overall) by the Seattle Thunderbirds in the 2015 CHL Import Draft.



## SAMPO RANTA

**LEFT WING – SHOOTS LEFT**

**BORN: MAY 31, 2000 – NAANTALI, FINLAND**

**6-2, 190 LBS**

**COLORADO'S THIRD SELECTION (THIRD ROUND, 78th OVERALL) IN THE 2018 NHL DRAFT**

### PLAYING RECORD

SEASON	CLUB	LEAGUE	GP	REGULAR SEASON				PLAYOFFS					
				G	A	PTS	PIM	GP	G	A	PTS	PIM	
2016-17	Sioux City	USHL	30	6	3	9	4	1	0	0	0	0	0
2017-18	Sioux City	USHL	53	23	14	37	24	-	-	-	-	-	-

Is scheduled to attend the University of Minnesota for the 2018-19 season. **2017-18:** Registered 37 points (23g/14a) in 53 games for the USHL's Sioux City Musketeers...Finished tied for second on the team in points and ranked third in goals...Won a gold medal with Finland at the 2018 IIHF Under-18 World Championship in Russia, notching two points (1g/1a) in seven games. **2016-17:** Tallied nine points (6g/3a)

in 30 games during his first season with Sioux City...Also appeared in one postseason contest for the Musketeers. **Other:** Was rated No. 18 overall among North American skaters in NHL Central Scouting's final rankings for the 2018 NHL Draft...Was a teammate of fellow Avs draft pick Justus Annunen at the 2018 IIHF Under-18 World Championship.

# AVALANCHE SYSTEM



## BRANDON SAIGEON

CENTER – SHOOTS LEFT

BORN: JUNE 14, 1998 – GRIMSBY, ONTARIO

6-1, 197 LBS

COLORADO'S FIFTH SELECTION (FIFTH ROUND, 140th OVERALL) IN THE 2018 NHL DRAFT

### PLAYING RECORD

SEASON	CLUB	LEAGUE	REGULAR SEASON					PLAYOFFS				
			GP	G	A	PTS	PIM	GP	G	A	PTS	PIM
2014-15	Belleville	OHL	62	8	18	26	48	4	0	0	0	2
2015-16	Hamilton	OHL	43	4	10	14	19	-	-	-	-	-
2016-17	Hamilton	OHL	66	21	28	49	36	7	0	1	1	2
2017-18	Hamilton	OHL	65	35	35	70	71	21	18	7	25	10

**2017-18:** Served as an alternate captain in his third season with the Hamilton Bulldogs and fourth season in the Ontario Hockey League...Ranked second on the team with 70 points (35g/35a) in 65 regular-season games...Also ranked second on the Bulldogs in goals and led the club in power-play tallies (16) and game-winning goals (9), both of which tied for second in the OHL...Added 25 points (18g/7a), including a team-high 18 goals, in 21 postseason contests to help Hamilton win the J. Ross Robertson Cup as OHL champions...His 18 playoff goals ranked second in the league and he led all skaters with eight power-play markers...Finished third on the Bulldogs and eighth in the OHL in postseason scoring...Registered four points (0g/4a) for Hamilton in four

contests at the Memorial Cup. **2016-17:** Finished with 49 points (21g/28a) in 66 games for Hamilton and led the team with a +26 plus/minus rating...Ranked tied for fourth on the club in goals and points...Contributed one assist in seven playoff appearances. **2015-16:** Notched 14 points (4g/10a) in 43 games in his first season with Hamilton. **2014-15:** As a rookie, Saigeon totaled 26 points (8g/18a) in 62 games for Belleville...Also skated in four postseason contests for the Bulls...Selected to represent Canada at the World Under-17 Hockey Challenge and recorded one point (0g/1a) in five games for Team Canada Black. **Other:** Was the fourth overall pick in the 2014 OHL Priority Selection by the Belleville Bulls. **Personal:** Last name is pronounced SAY-gen.



## SHAMIL SHMAKOV

GOALTENDER – CATCHES LEFT

BORN: JULY 27, 1999 – MOSCOW, RUSSIA

6-6, 194 LBS


COLORADO'S EIGHTH SELECTION (SEVENTH ROUND, 202nd OVERALL) IN THE 2018 NHL DRAFT

### PLAYING RECORD

SEASON	CLUB	LGE	GP	REGULAR SEASON							AVG	PLAYOFFS						
				W	L	T	MNS	GA	SO	GP		W	L	MNS	GA	SO	AVG	
2016-17	Novosibirsk 2	Russia Jr. 15	-	-	-	-	-	-	-	2.74	2	-	-	-	-	-	3.25	
2017-18	Novosibirsk 2	Russia Jr. 51	-	-	-	-	-	-	-	2.03	3	-	-	-	-	-	3.62	

**2017-18:** Appeared in 51 games for Sibirskie Snajperij Novosibirsk in the MHL, Russia's junior league, posting a 2.03 goals-against average and .932 save percentage...Recorded a 3.62 GAA and .897 Sv% in three postseason

contests. **2016-17:** Registered a 2.74 goals-against average and .917 save percentage in 15 contests for Novosibirsk... Also appeared in two postseason games.



**IGOR SHVYREV**

**CENTER – SHOOTS LEFT**

**BORN: JULY 10, 1998 – MAGNITOGORSK, RUSSIA**

**6-1, 200 LBS**

**COLORADO'S FIFTH SELECTION (FIFTH ROUND, 125th OVERALL) IN THE 2017 NHL DRAFT**

**PLAYING RECORD**

SEASON	CLUB	LEAGUE	GP	REGULAR SEASON				PLAYOFFS				
				G	A	PTS	PIM	GP	G	A	PTS	PIM
2015-16	Magnitogorsk	KHL	1	0	0	0	0	-	-	-	-	-
	Magnitogorsk Jr.	Russian Jr.	44	12	26	38	40	8	1	4	5	4
2016-17	Magnitogorsk	KHL	10	0	0	0	2	-	-	-	-	-
	Magnitogorsk Jr.	Russian Jr.	40	21	49	70	26	5	2	1	3	4
2017-18	Magnitogorsk	KHL	32	1	0	1	4	3	0	0	0	0
	Magnitogorsk Jr.	Russia Jr.	10	5	12	17	24	2	1	2	3	27

**2017-18:** Spent most of the season with Metallurg Magnitogorsk of the KHL, appearing in 32 regular-season games (1g/0a) and three playoff contests (0g/0a)...Also played for Stalnye Lisy Magnitogorsk of Russia's junior league, the MHL, where he tallied 17 points (5g/12a) in 10 regular-season games and three points (1g/2a) in two playoff contests. **2016-17:** Split the season between Metallurg Magnitogorsk (KHL) and its junior team, Stalnye Lisy Magnitogorsk...Appeared in 10 games for Magnitogorsk...Scored 70 points (21g/49a) in

40 contests with Magnitogorsk Jr....Added three points (2g/1a) in five playoff matchups. **2015-16:** Tallied 38 points (12g/26a) in 44 games with Magnitogorsk Jr....Also appeared in one KHL game with Magnitogorsk...Tallied five points (1g/4a) in eight postseason contests with Magnitogorsk Jr. **Other:** Won a bronze medal with Russia at the 2015 Ivan Hlinka Memorial tournament, where he accrued five points (5a)...Played for Metallurg Magnitogorsk U17 squad in the Russia U17 Finals.



**DENIS SMIRNOV**

**RIGHT WING – SHOOTS LEFT**

**BORN: AUGUST 12, 1997 – MOSCOW, RUSSIA**

**5-9, 180 LBS**

**COLORADO'S SIXTH SELECTION (SIXTH ROUND, 156th OVERALL) IN THE 2017 NHL DRAFT**

**PLAYING RECORD**

SEASON	CLUB	LEAGUE	GP	REGULAR SEASON				PLAYOFFS				
				G	A	PTS	PIM	GP	G	A	PTS	PIM
2013-14	Indiana	USHL	47	15	26	41	22	12	3	2	5	2
2014-15	Fargo	USHL	53	18	22	40	28	-	-	-	-	-
2015-16	Fargo	USHL	60	29	32	61	37	-	-	-	-	-
2016-17	Penn State	Big Ten	39	19	28	47	18	-	-	-	-	-
2017-18	Penn State	Big Ten	30	15	12	27	6	-	-	-	-	-

**2017-18:** Led Penn State with 15 goals and added 12 assists for 27 points in 30 games during his sophomore campaign...Finished tied for fifth on the Nittany Lions in points...Named the NCAA First Star of the Week and the Big Ten Second Star on Dec. 12, 2017 after a five-point weekend in a sweep of Robert Morris. **2016-17:** Led the entire nation in freshmen scoring with 47 points (19g/28a) in 39 games during his first year at Penn State...Ranked first on the Nittany Lions in assists and points, both of which were single-season school records, while his 19 goals set a school record for a freshman...Was named to the Big Ten All-Freshman Team and was an honorable mention all-conference selection...His 28 assists also paced all NCAA freshmen...Compiled a program-best 10-game point streak to open his college career, Oct. 6 to Nov. 11...Was voted the team's Most Valuable Player and Freshman of the Year

after helping the Nittany Lions win the Big 10 tournament and advance to the NCAA Midwest Regional Final. **2015-16:** Was named to the All-USHL Second Team after leading the Fargo Force and tying for fifth in the league with 61 points (29g/32a) in 60 games...Led the USHL with five short-handed goals...Equaled the USHL single-game record with four goals on Feb. 26 vs. Lincoln. **2014-15:** Led all Fargo skaters with 40 points (18g/22a) in 53 contests...Participated in the 2015 USHL/NHL Top Prospects Game on Jan. 13. **2013-14:** Was named to the USHL All-Rookie Team as a member of the Indiana Ice...Ranked fourth among USHL rookies in scoring with 41 points (15g/26a) in 47 contests...Added five points (3g/2a) in 12 postseason contests to help Indiana win the Clark Cup as USHL champions.

# AVALANCHE SYSTEM



## CONOR TIMMINS

DEFENSEMAN – SHOOTS RIGHT

BORN: SEPTEMBER 18, 1998 – ST. CATHARINES, ONTARIO

6-2, 184 LBS

COLORADO'S SECOND SELECTION (SECOND ROUND, 32nd OVERALL) IN THE 2017 NHL DRAFT

### PLAYING RECORD

SEASON	CLUB	LEAGUE	GP	REGULAR SEASON					PLAYOFFS				
				G	A	PTS	PIM	GP	G	A	PTS	PIM	
2015-16	Sault Ste. Marie	OHL	60	4	9	13	20	12	0	1	1	6	
2016-17	Sault Ste. Marie	OHL	67	7	54	61	69	11	1	7	8	10	
2017-18	Sault Ste. Marie	OHL	36	8	33	41	43	23	5	13	18	16	
	Canada	WJC	7	1	4	5	4	-	-	-	-	-	

**2017-18:** Recorded 41 points (8g/33a) in 36 games with Sault Ste. Marie (OHL)...Added 18 points (5g/13a) in 23 playoff contests, tying him for first among all OHL defensemen in post-season scoring...His five playoff goals also tied for first among league blueliners...Was named the Western Conference's "Best Defensive Defenseman" in the OHL Coaches Poll...Helped Team Canada win the gold medal at the 2018 IIHF World Junior Championship in Buffalo...Was a tournament-best +15 and recorded five points (1g/4a) in seven contests, including an assist on the game-winning tally in the gold-medal game against Sweden...His five points ranked second among Canadian defensemen and tied for fourth among all tournament blueliners...Played for Team OHL at the Canada-Russia Series in November...Missed the last game of the OHL Final series against Hamilton due to injury. **2016-17:** Led all Sault Ste.

Marie defensemen and tied for fourth among OHL blueliners with 61 points (7g/54a) in 67 games for the Greyhounds...His 54 assists and +53 plus/minus rating were both team highs and ranked third and fourth, respectively, among OHL defensemen...Finished fifth on the club in points...Tallied an additional eight points (1g/7a) in 11 playoff games, sharing the team lead in postseason assists...His eight points led all team defensemen during the playoffs. **2015-16:** Appeared in 60 games during his first season with Sault Ste. Marie and recorded 13 points (4g/9a)...Led the Greyhounds with a +27 plus-minus rating, which ranked third among OHL rookies...Added one assist during the Greyhounds' 12-game postseason. **Other:** Rated as the No. 18 North American skater in NHL Central Scouting's final rankings for the 2017 draft...Selected No. 79 overall in the OHL Priority Selection...Won OMHA Silver Medal in 2014.



## TYLER WEISS

LEFT WING – SHOOTS LEFT

BORN: JANUARY 3, 2000 – RALEIGH, NORTH CAROLINA

5-10, 158 LBS


COLORADO'S FOURTH SELECTION (FOURTH ROUND, 109th OVERALL) IN THE 2018 NHL DRAFT

### PLAYING RECORD

SEASON	CLUB	LEAGUE	GP	REGULAR SEASON					PLAYOFFS				
				G	A	PTS	PIM	GP	G	A	PTS	PIM	
2016-17	U.S. Nat'l U-18	NTDP	57	8	21	29	36	-	-	-	-	-	
	Team USA	USHL	34	7	9	16	22	-	-	-	-	-	
2017-18	U.S. Nat'l U-18	NTDP	58	12	19	31	39	-	-	-	-	-	
	Team USA	USHL	22	3	8	11	21	-	-	-	-	-	

Committed to the University of Nebraska-Omaha for the 2018-19 season. **2017-18:** Spent the season with the United States National Team Development Program, tallying 31 points (12g/19a) in 58 total games...Skated in 22 USHL games for Team USA, recording 11 points (3g/8a)...Helped the United States win a silver medal at the 2018 IIHF Under-18

World Championship in Russia, notching four points (2g/2a) in seven games. **2016-17:** Totaled 29 points (8g/21a) in 57 outings for the U.S. Under-17 Team...Had 16 points (7g/9a) in 34 contests for Team USA in the USHL...Skated in five games at the 2016 Under-17 World Hockey Challenge. **Personal:** Last name is pronounced *WEES*.



**ADAM WERNER**

**GOALTENDER – CATCHES LEFT**

**BORN: MAY 2, 1997 – MARIESTAD, SWEDEN**

**6-5, 200 LBS**

**COLORADO'S FOURTH SELECTION (FIFTH ROUND, 131st OVERALL) IN THE 2016 NHL DRAFT**

**PLAYING RECORD**

SEASON	CLUB	LGE	REGULAR SEASON										PLAYOFFS					
			GP	W	L	T	MNS	GA	SO	AVG	GP	W	L	MNS	GA	SO	AVG	
2012-13	Mariestads U18	Swe-U18	10	8	1	0	562	22	0	2.35	-	-	-	-	-	-	-	
2013-14	Farjestad U18	Swe-U18	30	19	11	0	1749	64	4	2.19	4	2	2	242	10	0	2.48	
	Farjestad Jr.	Swe-Jr.	9	6	3	0	527	26	1	2.96	-	-	-	-	-	-	-	
2014-15	Farjestad U18	Swe-U18	1	0	1	0	60	4	0	4.00	-	-	-	-	-	-	-	
	Farjestad Jr.	Swe-Jr.	28	15	13	0	1692	85	2	3.01	6	3	3	357	20	0	3.36	
	Farjestad	Sweden	1	0	0	0	3	0	0.00	-	-	-	-	-	-	-	-	
2015-16	Farjestad Jr.	Swe-Jr.	30	20	10	0	1783	74	3	2.49	5	2	3	306	13	1	2.55	
	Koping HC	Swe-3	1	0	1	0	65	2	0	1.85	-	-	-	-	-	-	-	
	Forshaga IF	Swe-3	2	1	1	0	119	5	0	2.53	-	-	-	-	-	-	-	
2016-17	Bjorkloven	Swe-2	25	12	13	0	1471	73	2	2.98	-	-	-	-	-	-	-	
	Farjestad Jr.	Swe-Jr.	-	-	-	-	-	-	-	-	1	0	1	58	3	0	3.08	
	Sweden	WJC	-	-	-	-	-	-	-	-	-	-	-	-	-	-	-	
2017-18	Bjorkloven	Swe-2	47	26	21	0	-	-	-	2.34	-	-	-	-	-	-	-	
	San Antonio	AHL	4	2	1	0	215	12	0	3.35	-	-	-	-	-	-	-	

**2017-18:** Spent the majority of the season with IF Bjorkloven of Sweden's Allsvenskan, posting a 2.34 goals-against average and .915 save percentage in 47 appearances...Signed an amateur tryout (ATO) with the San Antonio Rampage on March 26 and was 2-1-0 in four appearances with the club, recording a 3.35 goals-against average. **2016-17:** Saw action in 25 regular-season games for Bjorkloven in Sweden's Allsvenskan, posting a 12-13-0 record with a 2.98 GAA and two shutouts...Joined Farjestad Jr. for their playoffs and appeared in one post-season contest...Was selected to Sweden's roster for the 2017 IIHF World Junior Championship but did not appear in a game during the tournament. **2015-16:** Played in 30 games with Farjestad's junior team, posting a 20-10 record with a 2.49 goals-against average and .916 save percentage...Added a 2-3 record, 2.55 GAA and .924 Sv% in five playoff contests...Also appeared in two games with Forshaga and one with

Koping in Sweden's Hockeyettan league. **2014-15:** Fashioned a 15-13 record with a .906 Sv% in 28 games with Farjestad's junior club...Went 3-3 with a 3.36 GAA in six postseason outings...Appeared in one SHL contests with Farjestad's pro team and also played in one game with the club's under-18 squad...Played in two games with Sweden's under-18 team at the Ivan Hlinka Memorial Tournament...Was a member of Team Sweden at the IIHF Under-18 World Championship but did not see any game action. **2013-14:** Played in 30 total games with Farjestad's under-18 squad, going 19-11 with a 2.19 GAA...Had the best GAA (1.53) and Sv% (.937) in the West during Elit league play...Went 2-2 with a 2.48 GAA and .881 Sv% in four postseason contests...Appeared in nine games with Farjestad's junior squad, registering a 6-3 mark with a 2.96 GAA...Played in one game at the Ivan Hlinka Memorial Tournament with Sweden's under-18 squad.



**DANILO ZHURAVLYOV**

**DEFENSEMAN – SHOOTS LEFT**

**BORN: APRIL 8, 2000 – NIZHNY NOVGOROD, RUSSIA**

**6-0, 163 LBS**

**COLORADO'S SIXTH SELECTION (FIFTH ROUND, 146th OVERALL) IN THE 2018 NHL DRAFT**

**PLAYING RECORD**

SEASON	CLUB	LEAGUE	GP	REGULAR SEASON				PLAYOFFS				
				G	A	PTS	PIM	GP	G	A	PTS	PIM
2016-17	Irbis Kazan	Russia Jr.	35	2	6	8	6	10	1	0	1	2
2017-18	Bars Kazan	Russia 2	11	1	1	2	0	-	-	-	-	-
	Irbis Kazan	Russia Jr.	28	9	9	18	12	5	0	1	1	0

**2017-18:** Tallied 18 points (9g/9a) in 28 games for Irbis Kazan of Russia's junior league, the MHL...Also played in 11 games for Bars Kazan in Russia's minor league, the VHL, notching two points (1g/1a)...Served as an alternate captain for his country at the 2018 IIHF Under-18 World Championship, leading all Russian defensemen with five points (0g/5a) in five games. **2016-17:** Appeared in 35

contests for Irbis Kazan, registering eight points (2g/6a)...Added one point (1g/0a) in 10 postseason contests...Won a bronze medal with his country at the Under-17 World Hockey Challenge, recording one point (0g/1a) in six games. **Personal:** Is the first draft pick in Avalanche history who's last name starts with the letter "Z"...The Quebec Nordiques had one such pick, Brad Zavisha in 1990.





***MINOR LEAGUE  
AFFILIATES***



## COLORADO EAGLES

1625 Pelican Lakes Point, Suite 100  
Windsor, CO 80550  
970-674-1743  
www.coloradoeagles.com

Budweiser Events Center  
5290 Arena Circle  
Loveland, CO 80538

## EAGLES STAFF

---

Martin Lind, CEO

Chris Stewart, President

Greg Cronin, Head Coach

Aaron Schneckloth, Assistant Coach

Ryan Tobler, Assistant Coach

Ryan Bach, Goaltending Coach

Steven Petrovek, Business/Video Coordinator

Brent Woodside, Head Athletic Trainer

Tim Martin, Strength & Conditioning Coach

Tony Deynzer, Head Equipment Manager

Trevor Heinzerling, Assistant Equipment Manager

Kevin McGlue, Media Relations Director & Broadcaster

## EAGLES HISTORY

---

The Colorado Eagles begin their first season as the American Hockey League affiliate of the Colorado Avalanche, announcing their affiliation agreement on Oct. 10, 2017. The Eagles have spent the past two seasons as the Avalanche's ECHL affiliate, winning back-to-back Kelly Cup championships in 2017 and 2018.

"We are thrilled to begin this partnership with the Eagles franchise," said Avalanche Executive Vice President/General Manager Joe Sakic at the time of the announcement. "The Eagles are a first-class organization with a history of winning and we would like to thank (Eagles CEO) Martin Lind and his entire staff for all their hard work on this. We are excited that Avalanche fans can now see our top prospects competing and developing in an outstanding environment just up the road."

Founded by former NHL player Ralph Backstrom, the Eagles began play in 2003 and won the Central Hockey League championship in just their second season in 2004-05. Colorado captured another CHL title in 2006-07 and hosted the league's All-Star Game in 2009.

The Eagles moved to the ECHL for the start of the 2011-12 campaign and have qualified for the playoffs in each of their seven seasons in the league. Colorado became just the fourth team in the ECHL's 30-year history to win back-to-back titles, joining the Allen Americans (2015, 2016), Toledo Storm (1993,1994) and Hampton Roads Admirals (1991,1992).

Colorado went 7-2 in overtime during the 2018 Kelly Cup Playoffs, setting a new ECHL postseason record for most overtime wins in a single playoff year and surpassing the previous record of six overtime wins they set in 2017. The Eagles became the 18th team in ECHL history, and just the second in the Finals, to win a best-of-seven series after trailing 3 games to 2 and are the ninth team in 22 years, and the first since Florida in 2012, to win the Kelly Cup without home-ice advantage in the Finals.

The Eagles' run to the title in 2017 included a 17-game winning streak during the regular season—which equaled the second-longest streak in league history—and an eight-game playoff winning streak to close out the postseason, matching the fourth-longest postseason winning streak in ECHL history. Colorado defeated the South Carolina Stingrays in the final series in four games, becoming the first team to sweep the Kelly Cup Finals since 2002.

"I have always felt Northern Colorado is exceptional and the opportunity to acquire this AHL franchise puts the very pinnacle of exceptionalism solidly in the Budweiser Events Center," said Eagles CEO Martin Lind when the partnership was announced. "The incredible relationship with Joe Sakic, Craig Billington and the great Avalanche organization created this opportunity, but it was our fan base that gave us the confidence to seize it. The Colorado Eagles will now be firmly concreted into the greatest minor league in all of sports and we expect to become model operators and continue our tradition of winning excellence in this league."

The Avs and Eagles announced their ECHL agreement on July 20, 2016. Prior to that, the Eagles previously acted as the second-tier affiliate of the Winnipeg Jets in 2012-13 and Calgary Flames in 2014-15.



**GREG CRONIN**  
**HEAD COACH**

Greg Cronin was announced as the Colorado Eagles head coach on July 12, 2018 and enters his first season with the club.

Cronin, 55, has spent 30 seasons in coaching, including 12 years as an assistant in the NHL and two seasons as a head coach at the AHL level. He spent the last four years on the New York Islanders' coaching staff, serving three seasons as an assistant before being promoted to Associate Coach in 2017-18. It marked his second stint with the Islanders, as he was previously an assistant coach with the team from 1998 to 2003. Prior to his recent time in New York, Cronin was an

assistant with the Toronto Maple Leafs for three seasons from 2011-14, helping the Leafs to their first playoff appearance in nine years in 2013.

Cronin served two seasons as head coach of the Islanders' AHL team, the Bridgeport Sound Tigers, from 2003-05. The Arlington, Massachusetts, native led the Sound Tigers to the playoffs during his first season in 2003-04 with a record of 41-23-16 (98 points).

Following his time with Bridgeport, Cronin spent six seasons as the head coach at Northeastern University from 2005-06 to 2010-11. He helped rebuild the Huskies program, improving from three wins in his first season to an NCAA tournament appearance in 2009, the school's first in 15 years. That season, he won the Hockey East's Bob Kullen Coach of the Year Award.

Cronin was an assistant coach at the University of Maine (1988-90, 1993-95) and Colorado College (1990-93), and also spent time as interim head coach at both institutions as well (Colorado College in 1992 and Maine in 1995-96). Following a four-year playing career at Colby College (1982-86), Cronin began his coaching career at his alma mater in 1987-88.

One of the co-founders of the United States National Development Program in Ann Arbor, Mich., Cronin served as the head coach and director of player development for the U.S. Under-18 Team for two years from 1996-98. Internationally, Cronin worked as an assistant coach for Team USA at the 1997, 2011 and 2012 IIHF World Championship, as well as the 1997 and 1998 IIHF World Junior Championship, where he helped the U.S. Junior National Team to a silver medal in 1997.

Cronin earned a Master's Degree in Business at the University of Maine in 1990, while serving as a graduate assistant for the hockey team.



**AARON SCHNEEKLOTH**  
ASSISTANT COACH

Aaron Schneekloth enters his first year as an assistant coach at the American Hockey League level after winning back-to-back Kelly Cup championships as the head coach of the ECHL Colorado Eagles the past two seasons.

In two seasons with Schneekloth as Colorado's head coach, the Eagles posted a 95-38-11 record (.698), including a 32-12 combined playoff mark with two league championships. He finished second in the ECHL's Coach of the Year voting in each of his two campaigns. This marks Schneekloth's second stint as an assistant coach for the Eagles, as he spent three seasons in that role before getting the head coaching job.

In 2017-18, he led Colorado to a 48-18-4-2 regular-season record and a 16-8 mark in the postseason. In his first season behind the bench in 2016-17, he guided Colorado to a 47-20-2-3 record and a 16-4 mark in the playoffs, including wins in each of the team's final eight games of the postseason to capture the Kelly Cup.

A former defenseman, Schneekloth played 11 seasons professionally, including seven in an Eagles sweater, helping the team win a CHL championship in 2007. He was named the ECHL's Defenseman of the year in 2012, while being voted the CHL's Most Outstanding Defenseman in both 2009 and 2010. A four-time All-Star and a member of both the CHL's All-Decade Team and the Colorado Eagles All-Decade Team, Schneekloth was also named to the All-ECHL Team in 2012 and was voted to the All-CHL Team on three separate occasions (2008-2010).

Schneekloth retired in 2013 as the Eagles' all-time leader in points (356), goals (111) and assists (245) by a defenseman. He won an NCAA championship with the University of North Dakota in 2000.



**RYAN TOBLER**  
ASSISTANT COACH

Ryan Tobler enters his third season as an assistant coach for the Eagles, and his first at the AHL level. He helped guide the Eagles to the Kelly Cup championship in each of his first two seasons behind the bench.

A two-time CHL champion with the club as a player, Tobler ranks fourth in Eagles history with 416 points in 367 games with Colorado. His No. 17 sweater was just the third number to be raised to the rafters of the Budweiser Events Center after retiring in 2010.

Prior to joining the Eagles coaching staff, he served as the head coach of the Bentley Generals of the Chinook Hockey League from 2013-16, leading the team to the league title in both 2014 and 2015 and ultimately culminating with the Generals winning the prestigious Allan Cup in 2016. The Calgary, Alberta, native saw action in 361 AHL and IHL contests, in addition to appearing in four NHL games with the Tampa Bay Lightning during the 2001-02 season.



**RYAN BACH**  
GOALTENDING COACH

Ryan Bach enters his 12th season as the goaltending coach for the Eagles.

Selected by the Detroit Red Wings in the 11th round (262nd overall) of the 1992 NHL Entry Draft, Bach played eight seasons of professional hockey, which included three NHL games with the Los Angeles Kings in 1998-99.

A native of Sherwood Park, Alberta, Bach spent four seasons at Colorado College from 1992-96, where he was a two-time All-WCHA First-Team Goaltender and also earned All-America honors twice. He began his career in the Red Wings' system playing for Adirondack in the American Hockey League in 1996-97. The following season, he played for the Houston Aeros and was selected as an International Hockey League All-Star.

Bach won two straight English Superleague Championships with the Sheffield Steelers and the Belfast Giants in 2001-02 and 2002-03. He finished up his pro career with the Colorado Eagles, going 33-15-5 in 2003-04. He joined the Eagles' coaching staff in 2006-07.

**COLORADO EAGLES STAFF**



**STEVEN PETROVEK**  
BUSINESS/VIDEO COORDINATOR



**BRENT WOODSIDE**  
HEAD ATHLETIC TRAINER



**TIM MARTIN**  
STRENGTH & CONDITIONING COACH



**TONY DEYNZER**  
HEAD EQUIPMENT MANAGER



**TREVOR HEINZERLING**  
ASSISTANT EQUIPMENT MANAGER



**KEVIN McGLUE**  
MEDIA RELATIONS DIRECTOR &  
BROADCASTER

**UTAH GRIZZLIES**

Utah Grizzlies Front Office  
3200 Decker Lake Drive  
West Valley City, UT 84119  
Phone: (801) 988-8000  
www.utahgrizzlies.com

Maverik Center  
5290 Arena Circle  
Loveland, Colorado 80538  
Phone: (970) 619-4100

**UTAH GRIZZLIES STAFF**

Dave Elmore, Owner/Co-Chairman  
Donna Tuttle, Owner/Co-Chairman  
Kevin Bruder, CEO  
Tim Branham, Head Coach/General Manager  
Tyson Whiting, Director of Communications & Broadcasting

The Utah Grizzlies enter their first season as the ECHL affiliate for the Colorado Avalanche, having announced an affiliation agreement on June 28, 2018. Under the agreement, the Grizzlies act as the ECHL affiliate for any player assigned to the league by the Colorado Eagles, the Avalanche's AHL team.

"We are excited for this partnership with the Grizzlies," said Avalanche Assistant General Manager Craig Billington, who also serves as General Manager of the Eagles. "The Grizzlies are a strong organization with ties to the state of Colorado dating back even before the Avalanche came to Denver. The Grizzlies provide a great environment for our prospects to develop in and now gives us the opportunity to have our NHL, AHL and ECHL club all within the Rocky Mountain region."

The Grizzlies enter their 24th season in Utah in 2018-19 and have qualified for the playoffs in 17 of their first 23 campaigns and in 10 of their last 11. Prior to their time in Utah, the Grizzlies called Denver home for one year, 1994-95, when they won the Turner Cup as International Hockey League champions. The Grizzlies repeated as league champions during their first year in Salt Lake City, 1995-96.

The Grizzlies moved to the American Hockey League from 2001-05 and announced a move to the ECHL on June 14, 2005.

The Grizzlies drew 203,990 fans to Maverik Center in 2017-18 with two sellout crowds of over 10,000 fans and nine crowds of over 7,000 fans, ranking fifth in the 27-team ECHL in attendance for a second-straight year with an average of nearly 6,000 fans per game.

Utah previously served as the second-tier affiliate of the National Hockey League's New York Islanders from 2007-10, the Calgary Flames from 2009-13 and the Anaheim Ducks from 2015-17.

In the last three seasons, the Grizzlies have earned their three best winning percentages since 1999-2000. From 2013-16, Utah led the ECHL with 67 home wins. More than 200 Grizzlies have gone on to play in the NHL.

Utah is led by sixth-year head coach and general manager Tim Branham, the longest-tenured head coach in team history and the second-longest tenured head coach in the ECHL. The 37-year-old's next win will make him the winningest coach in team history, as he currently stands at 178-136-45.



***SEASON  
RECAP***



## NATIONAL HOCKEY LEAGUE

### EASTERN CONFERENCE

#### METROPOLITAN

		GP	W	L	OT	PTS	ROW	GF	GA	DIFF
1	y-Washington	82	49	26	7	105	46	259	239	20
2	x-Pittsburgh	82	47	29	6	100	45	272	250	22
3	x-Philadelphia	82	42	26	14	98	40	251	243	8
4	x-Columbus	82	45	30	7	97	39	242	230	12
5	x-New Jersey	82	44	29	9	97	39	248	244	4
6	Carolina	82	36	35	11	83	33	228	256	-28
7	NY Islanders	82	35	37	10	80	32	264	296	-32
8	NY Rangers	82	34	39	9	77	31	231	268	-37

#### ATLANTIC

		GP	W	L	OT	PTS	ROW	GF	GA	DIFF
1	z-Tampa Bay	82	54	23	5	113	48	296	236	60
2	x-Boston	82	50	20	12	112	47	270	214	56
3	x-Toronto	82	49	26	7	105	42	277	232	45
4	Florida	82	44	30	8	96	41	248	246	2
5	Detroit	82	30	39	13	73	25	217	255	-38
6	Montreal	82	29	40	13	71	27	209	264	-55
7	Ottawa	82	28	43	11	67	26	221	291	-70
8	Buffalo	82	25	45	12	62	24	199	280	-81

### WESTERN CONFERENCE

#### CENTRAL

		GP	W	L	OT	PTS	ROW	GF	GA	DIFF
1	p-Nashville	82	53	18	11	117	47	267	211	56
2	x-Winnipeg	82	52	20	10	114	48	277	218	59
3	x-Minnesota	82	45	26	11	101	42	253	232	21
4	x-Colorado	82	43	30	9	95	41	257	237	20
5	St. Louis	82	44	32	6	94	41	226	222	4
6	Dallas	82	42	32	8	92	38	235	225	10
7	Chicago	82	33	39	10	76	32	229	256	-27

#### PACIFIC

		GP	W	L	OT	PTS	ROW	GF	GA	DIFF
1	y-Vegas	82	51	24	7	109	47	272	228	44
2	x-Anaheim	82	44	25	13	101	40	235	216	19
3	x-San Jose	82	45	27	10	100	40	252	229	23
4	x-Los Angeles	82	45	29	8	98	43	239	203	36
5	Calgary	82	37	35	10	84	35	218	248	-30
6	Edmonton	82	36	40	6	78	31	234	263	-29
7	Vancouver	82	31	40	11	73	31	218	264	-46
8	Arizona	82	29	41	12	70	27	208	256	-48

X - clinched playoff spot Y - clinched division Z - clinched conference P - clinched Presidents' Trophy



# REGULAR SEASON NOTES

## AVS ADVANCE TO PLAYOFFS WITH WIN IN SEASON FINALE

The Colorado Avalanche defeated the St. Louis Blues 5-2 in the final game of the regular season to clinch a playoff spot in a winner-take-all matchup in front of 18,087 fans at Pepsi Center...The Avs entered the night trailing St. Louis by one point for the final wild card spot, the first time since 2010 that two teams met in their last game of the season while competing for the lone remaining playoff berth in the conference....The Avs, needing a regulation win to advance, got a late first-period goal from 19-year-old defenseman Samuel Girard to take a 1-0 lead, three points from captain Gabriel Landeskog, and 32 saves from Jonathan Bernier to secure their first playoff berth since 2014.

## WHAT A TURNAROUND

The 2017-18 Avalanche enjoyed one of the greatest turnaround seasons in NHL history, ending the regular season with 95 points, a jump of 47 points from 2016-17 (48)... Colorado became the first NHL team to post a 40-plus point improvement from one season to the next since the Pittsburgh Penguins also jumped 47 points from 2005-06 (58) to 2006-07 (105)...In fact, Colorado's turnaround is tied for the fourth-highest year-to-year improvement in NHL history.

+58	San Jose	1993-94 (82) / 1992-93 (24)
+52	Quebec	1992-93 (104) / 1991-92 (52)
+48	Winnipeg	1981-82 (80) / 1980-81 (32)
<b>+47</b>	<b>Colorado</b>	<b>2017-18 (95) / 2016-17 (48)</b>
+47	Pittsburgh	2006-07 (105) / 2005-06 (58)

## HOME, SWEET HOME

Colorado finished 28-11-2 on home ice, tying its franchise record for most home victories set by the 2000-01 Stanley Cup championship team...The Avs finished the year 18-4-1 in their last 23 games at Pepsi Center, a run that included a franchise record-tying 10-game home win streak, 13 wins in 16 home games for the first time in Colorado history, and the Avalanche's best-ever 20-game home stretch in a single season (16-3-1).

<b>28</b>	<b>2017-18</b>
28	2000-01
27	2007-08
26	2013-14
26	1996-97

## YOUTH MOVEMENT

Colorado ended the 2017-18 campaign as the NHL's youngest team (25.8 average age) and also opened the 2018 Stanley Cup Playoffs as the youngest squad in the postseason (25.8)...Although team averages fluctuate daily, the Avs were the youngest squad for much of the season at around 26 years of age...The Avalanche dressed 11 different rookies in 2017-18, second in the NHL (Ottawa 12), and the most in Avalanche history...That group of rookies combined for 419 games, tops in the NHL, and the most ever by an Avalanche rookie class... Colorado's 122 points (49g/73a) from rookies tied for fourth in the NHL, while the Avs and Devils were the only two teams to feature three rookies with 10-plus goals...Nine different Avalanche players made their Stanley Cup Playoff debut in the first-round series against Nashville...Heading into the series, only half (14) of the Avalanche's 28 active players had participated in the playoffs, combining for 175 postseason contests, by far the fewest of the 16 playoff teams.

## DRESSED TO KILL

Colorado finished fourth in the league in penalty killing (83.3%) and ranked first at home (91.7%)...The Avs surrendered only 10 power-play goals in 121 short-handed situations on home ice, the fewest ever allowed at home during an 80+ game NHL season...The previous mark was 11 PPG yielded by the 1998-99 Boston Bruins...The Avalanche's 91.7 home PK percentage was the second highest ever behind the 1998-99 Bruins (92.4)...Colorado's fourth overall PK ranking was the club's best since 2001-02, when they finished second... Colorado killed off 36 consecutive penalties from Dec. 7-Jan. 2, the second-longest streak in Avalanche history (43 in 1996-97)...The club went 11 straight games without allowing a power-play goal from Dec. 9-31, the longest such streak in Avalanche history (previous was nine games in 2001-02)...The Avs also had a streak of 26 straight kills from Dec. 1-Jan. 2.

## ABSOLUTE POWER

Colorado scored 65 power-play goals—third in the NHL behind Pittsburgh (68) and Tampa (66)—and the most by an Avalanche team since 2006-07 (79)...The Avs finished eighth in power-play percentage (22.0%) and were also eighth at home (25.0%)...Colorado had a league-high 296 man-advantage opportunities...The Avs tallied a power-play goal in eight consecutive games from Feb. 26-March 13, their longest such streak since Jan. 14-31, 2006 (also eight)...The power-play unit converted at a 31.3% clip (25-for-80) over its final 24 contests of the regular season, the second-best percentage in the NHL since Feb. 20 (Toronto, 39.3%)...The Avs tied a franchise record with five power-play goals on Feb. 20 at Vancouver, the first time they scored five PPG in a game since the Nordiques did it in 1992-93...Colorado was the first club to tally five power-play goals in a single contest since Anaheim had six on Jan. 15, 2014 vs. Vancouver.

## MACK ATTACK

Nathan MacKinnon was a finalist for the Hart Trophy and Ted Lindsay Award and was selected to the NHL Second All-Star Team...MacKinnon finished fifth in league scoring with a career-high 97 points (39g/58a) in 74 games, becoming the first Avalanche player to end a season among the NHL's top five scorers since Joe Sakic (T-2nd) in 2003-04...The Halifax, Nova Scotia, native ranked second in the NHL in points-per-game (1.31) and tied for the league lead with 12 game-winning goals, matching the Avalanche record set by Sakic in 2000-01...MacKinnon's 97 points were the most by an Avalanche player since 2006-07 (Sakic, 100), his 39 goals were the most since 2002-03 (Milan Hejduk, 50) and his 58 assists were the most since 2009-10 (Paul Stastny, 59)...MacKinnon tied for the league lead with nine multi-goal games and finished second with 13 three-point performances...He was the first NHL player to record 12-plus game-winning goals and 12-plus power-play tallies in the same season since 2011-12 (Steven Stamkos)...Nathan was the NHL's leading scorer at home with 67 points (27g/40a) in 39 contests, tying the Avalanche record for home points set by Sakic in 2000-01...It was the most points by an NHL player in his own building since 2011-12 (Evgeni Malkin, 67)...MacKinnon participated in the 2018 NHL All-Star Game in Tampa on Jan. 28, the first Avalanche player to be selected to two straight All-Star Games since Sakic in 2003-04 and 2006-07...He was named one of the NHL Three Stars of the Week on four occasions throughout the year, the first Colorado player to earn four weekly honors in a season since the three stars began in 2006-07.

**BEDNAR NAMED FINALIST FOR JACK ADAMS AWARD**

Jared Bednar was named a finalist for the Jack Adams Award as the NHL's coach of the year...He guided the Avalanche to a 43-30-9 record (95 points) and a playoff berth during his second season at the helm, a jump of 47 points from the previous year (22-54-2, 48)...Colorado's 47-point turnaround equaled the fourth-highest year-to-year improvement in NHL history...Bednar joined Harry Sinden as the only coaches in NHL history to record at least 20 more wins in his second season as a head coach than in his first (with his first year being a full season)...Sinden led the Boston Bruins to 37 victories in 1967-68 after winning 17 games in 1966-67.

**PERFECT 10**

The Avalanche won 10 consecutive games from Dec. 29–Jan. 22, the second-longest winning streak in franchise history (12 in 1998-99)...The 10-game streak tied for the longest run by an NHL team in 2017-18, as Nashville and Columbus also won 10 in a row...The Avalanche scored the first goal in all 10 games, tying the NHL record for most consecutive wins while also scoring first in each game (Chicago, Jan. 3-19, 2016)...Colorado did not trail at any point during the first nine games—a franchise record for the most consecutive victories without trailing—and ended up trailing for only 1:34 of the 608:15 total time during the streak...The Avs outscored the opposition 41-16...The only other team in NHL history to post a double-digit winning streak in one season after finishing last in the league the previous year was the 1926–27 Canadiens, who won 11 straight.

**LONGEST WINNING STREAKS, FRANCHISE HISTORY**

12 Jan. 10–Feb. 7, 1999

10 Dec. 29, 2017–Jan. 22, 2018

9 Oct. 10-28, 2000

**WIN STREAK NUMBERS**

Total Time: 608:15

Time Spent In Lead: 397:48

Time Spent Trailing: 1:34

Time Spent Tied: 208:53

GF: 41 (4.1)

GA: 16 (1.6)

1st period: 11-2

2nd period: 15-8

3rd period: 13-6

OT: 2-0

**HOME IS WHERE THE HEART IS**

The Avalanche tied a franchise record with a 10-game home winning streak from Dec. 29–Feb. 14, equaling the mark set by the Quebec Nordiques in 1983-84 and 1994-95...Colorado's 10-game streak was tied for the third longest in the NHL during the 2017-18 campaign and was the longest by an Avalanche team since the franchise relocated to Denver, topping the previous mark of eight consecutive home wins from Nov. 30–Dec. 23, 2011...The Avs scored the first goal in all 10 games and did not trail at any point, out-scoring the opposition 38-14...Colorado allowed only two goals in the first period over the 10-game run (9-2).

**LET'S GO STREAKING**

Colorado was the first team with a 10-game overall winning streak and a 10-game home winning streak in the same season since the Anaheim Ducks in 2013-14.

**EARLY SEASON DEAL**

On Nov. 5, the Avalanche acquired defenseman Samuel Girard, forward Vladislav Kamenev and a second-round pick in the 2018 NHL Draft from the Nashville Predators, as well as forward Shane Bowers, goaltender Andrew Hammond, a first-round selection in the 2018 or 2019 NHL Draft and a third-round pick in 2019 from the Ottawa Senators...In return, the Avalanche sent forward Matt Duchene to the Senators, and the Predators received Kyle Turris from Ottawa...In addition to the first, second and third-round draft picks, the Avalanche added a former first rounder (Bowers) and two former second rounders (Girard, Kamenev).

**HIGH FIVE**

After going 10 years without a player recording five points in a game, the Avalanche had four five-point efforts in 2017-18, their most since producing six such outings during the inaugural 1995-96 campaign...Nathan MacKinnon had two of those five-point games, joining Mathew Barzal as the only NHL players with multiple five-point nights in 2017-18...Gabriel Landeskog tallied his first career five-point game on Dec. 16 vs. Tampa Bay, picking up four of those points in the third period to join Peter Forsberg (March 3, 1999 at Florida) as the only players in Avalanche history to record four points in a single period...Tyson Barrie was the first Avalanche/Nordiques defenseman to ever record five points in a game when he accomplished the feat on Feb. 20 at Vancouver.

**TAKE YOUR HAT OFF**

The Avalanche had three hat tricks during the 2017-18 campaign, their most in a single season since 2007-08 (also three)...Gabriel Landeskog scored two of those three hat tricks, the first Avalanche player with two three-goal games in a season since Milan Hejduk in 2006-07... Matt Nieto registered the first hat trick of his career.

**EMPTY FEELING**

Colorado scored a franchise-record 20 empty-net goals, second most in the NHL behind only Minnesota (23)...Fourteen different players had an empty netter for the Avs.

**GAME 3,000**

The Avalanche played their 3,000th regular-season game in franchise history on Feb. 14 vs. Montreal...That 3,000 included 1,256 contests as the Quebec Nordiques and 1,744 as the Avalanche...The Feb. 14th game against the Canadiens was also the 1,500th home date in Colorado/Quebec history, while the Avs played their 1,500th road contest on Feb. 10 at Carolina.

**HEJDUK NIGHT**

The Avalanche organization retired Milan Hejduk's No. 23 jersey prior to its 7-2 victory over the Minnesota Wild on Jan. 6...Hejduk's No. 23 was the sixth sweater number retired in the history of the Colorado Avalanche, joining Joe Sakic (#19), Peter Forsberg (#21), Patrick Roy (#33), Adam Foote (#52) and Ray Bourque (#77)...The Avs improved to 5-1-0 all-time on home jersey retirement nights.

**BACK-TO-BACK**

The Avalanche played 11 back-to-back games in 2017-18, finishing 5-3-3 in the first game and 3-8-0 in the second.

**GOAL NO. 5,000**

Blake Comeau's short-handed tally on Feb. 1 at Edmonton was the 5,000th regular-season goal in Avalanche history (since the franchise relocated to Denver in 1995).

# REGULAR SEASON NOTES

## EAST SIDE STORY

Colorado finished 19-11-2 against the Eastern Conference, 11-4-1 at home...The Avs were 9-3-1 in their final 13 games against the East, 7-1-0 in their last eight at home.

## DAYTIME HOCKEY

Colorado played 12 afternoon contests during the 2017-18 season, its most since 2008-09 (12)...The Avs hosted seven afternoon contests at Pepsi Center, equaling the most home day games in Avalanche history (also 1998-99 and 2002-03)...The Avalanche finished 6-4-2 in day games, 5-1-1 on home ice...The Avs had four weekend matinees, as they played in Boston on Columbus Day (Monday, Oct. 9), in Las Vegas on Nevada Day (Friday, Oct. 27), in Minnesota on Black Friday (Nov. 24), and hosted the Ducks on Martin Luther King Jr. Day (Monday, Jan. 15).

## TOE THE LINE

The line of Gabriel Landeskog-Nathan MacKinnon-Mikko Rantanen were put together on Oct. 28 and ended the season as Colorado's top three goal and point producers...They combined for 225 points (88g/137a) in the final 72 contests or roughly 3.1 per game...MacKinnon (27g/40a), Rantanen (20g/35a) and Landeskog (16g/23a) combined for 161 points (63g/98a) in 41 home contests.

## VARLY'S RECORD NIGHT

Semyon Varlamov made a career-high 57 saves on Nov. 2 against Carolina, the most stops in a regular season game in Avalanche history...He broke his own mark of 54 saves set on Jan. 6, 2015 at Chicago...It was the second-highest saves total in franchise history, as Quebec's Ron Tugnutt turned aside 70 at Boston on March 21, 1991...Varly's 57-save effort was the most in a home game in Avalanche/Nordiques history and the most saves by an NHL goaltender in 2017-18.

## BARRIE GOOD STREAK

Tyson Barrie had a career-high 11-game point streak (6g/9a) from Feb. 28-March 20, the longest by a defenseman in Avalanche history (since 1995-96)...He surpassed the previous mark of nine straight games with a point set by both John-Michael Liles and Kevin Shattenkirk in 2010-11...Barrie joined Quebec's Steve Duchesne (15, 1992-93) as the only blueliners in franchise history to post double-digit point streaks...Barrie's streak was the longest by an NHL defenseman in 2017-18.

## BARRIE SPECIAL NIGHT

Tyson Barrie set an Avalanche/Nordiques single-game franchise record for the most points by a defenseman with five (1g/4a) on Feb. 20 in Vancouver...All five of Barrie's points came with the man advantage, the first NHL defenseman to tally five power-play points in a game since Tomas Kaberle for Toronto on Oct. 26, 2009 at Anaheim...In fact, Tyson is only the eighth defenseman in NHL history to record five PP points in a game (since 1967-68)...Barrie was the first Avalanche player to tally five points in a road game since Joe Sakic on Feb. 15, 2007 at Calgary...Barrie's four assists tied a franchise mark for a rearguard, matching Sandis Ozolinsh's efforts on March 28, 1996 at San Jose and Feb. 23, 1999 vs. Vancouver.

## FIRST STAR IN NOVEMBER

Nathan MacKinnon was named the NHL's First Star of the Month for November...The 22-year-old led all skaters in points (20-tied), assists (15), plus/minus (+11) and points-per-game (1.67) during the month...Connor McDavid also had 20 points but played four more games than MacKinnon...Nathan's 15 assists were the second-highest total ever by an Avalanche player during the month of November, trailing only Peter Forsberg's 17 in 1995-96...In fact, it was the most helpers by an Avs player in a single calendar month since 2002-03 (also Forsberg)...MacKinnon became the first Avalanche player to be named First Star of the Month since Craig Anderson in October of 2009.

## AVS IN SWEDEN

The Avalanche spent a week in Stockholm, Sweden, in early November for the 2017 SAP NHL Global Series...Colorado played two games against the Ottawa Senators at the Ericsson Globe on Nov. 10 (0, 3-4) and Nov. 11 (L, 3-4)...The trip to Sweden's capital was Colorado's second journey to Europe and its international regular-season debut...The Avs were part of the 2001 NHL Challenge Series, and as defending Stanley Cup champions defeated Brynas IF of the Swedish Elite League by a score of 5-3 thanks to Alex Tanguay's hat trick...Colorado had four Swedish players on its roster for Global Series but only one was able to participate in either contest, Stockholm native Gabriel Landeskog.

## NHL STAR OF THE MONTH

Nathan MacKinnon - First Star (November)  
Jonathan Bernier - Third Star (January)

## NHL STAR OF THE WEEK

Nathan MacKinnon - Third Star (Nov. 13-19)  
Jonathan Bernier - Second Star (Jan. 1-7)  
Nathan MacKinnon - First Star (Jan. 15-21)  
Nathan MacKinnon - First Star (Feb. 26-March 4)  
Nathan MacKinnon - Second Star (March 12-18)

## MILESTONES REACHED IN 2017-18

- |                   |  |
|-------------------|--|
| Mark Barberio     | - 200th game on Oct. 24 vs. Dallas       |
| Tyson Barrie      | - 200th point on Oct. 28 vs. Chicago     |
|                   | - 400th game on March 26 at Vegas        |
| Gabriel Bourque   | - 300th game on March 26 at Vegas        |
| Blake Comeau      | - 700th game on Feb. 26 vs. Vancouver    |
| Erik Johnson      | - 600th game on Dec. 3 vs. Dallas        |
|                   | - 400th game w/ Avs on Dec. 9 at Florida |
| Gabriel Landeskog | - 300th point on Dec. 16 vs. Tampa Bay   |
|                   | - 500th game on March 26 at Vegas        |
| Nathan MacKinnon  | - 100th goal on Feb. 20 at Vancouver     |
|                   | - 300th point on April 1 at Anaheim      |
| Matt Nieto        | - 100th point on Feb. 28 vs. Calgary     |
| Mikko Rantanen    | - 100th game on Nov. 11 at Ottawa        |
|                   | - 100th point on March 2 vs. Minnesota   |
| Carl Soderberg    | - 400th game on April 7 vs. St. Louis    |
| Semyon Varlamov   | - 20,000 min on Oct. 5 at NY Rangers     |
|                   | - 300th game w/ Avs on Nov. 16 vs. Wash. |
| Colin Wilson      | - 100th goal on Feb. 11 at Buffalo       |
| Nail Yakupov      | - 300th game on Oct. 19 vs. St. Louis    |
| Nikita Zadorov    | - 200th game on Feb. 22 at Edmonton      |

# TEAM GAME-BY-GAME

#	Date	Team	Result	Record	GF-GA	Scorers	GW Goal	PP	PK	SF-SA	W/L Gitr	Attend.
1	10/5/17	@NYR	W	01-00-00	4-2	9,96p,4,92	4	1-5	4-6	26-39	1 / 30	18006+
2	10/7/17	@NJ	L	01-01-00	1-4	34	10	0-6	1-4	41-39	35 / 45	16514+
3	10/9/17	@BOS	W	02-01-00	4-0	10,37s,64,64	10	0-1	4-4	23-29	1 / 40	17565+
4	10/11/17	BOS	W	03-01-00	6-3	13,64,10p,9,10,17	9	1-5	3-4	37-23	1 / 40	18011+
5	10/13/17	ANA	W	04-01-00	3-1	92p,4p,16	4	2-8	2-2	39-18	45 / 1	15393
6	10/14/17	@DAL	L	04-02-00	1-3	9	91	0-4	5-6	23-36	30 / 1	17967
7	10/17/17	@NSH	L	04-03-00	1-4	29p	59	1-6	4-5	21-34	35 / 1	17113+
8	10/19/17	STL	L	04-04-00	3-4	13p,14,13	41	1-2	2-2	41-28	40 / 45	13890
9	10/24/17	DAL	W	05-04-00	5-3	83,83,92,44,83	44	0-3	3-3	33-37	1 / 32	12823
10	10/27/17	@VGK	L	05-05-00	0-7	-	57	0-3	4-5	32-21	35 / 1	17702+
11	10/28/17	CHI	W	06-05-00	6-3	96,29p,96p,29,10,20	29	2-5	5-5	28-42	45 / 31	17360
12	11/2/17	CAR	W	07-05-00	5-3	34,12,14,92,96p	92	1-2	2-2	27-60	1 / 30	12048
13	11/4/17	@PHI	W**	08-05-00	5-4	9p,14s,96p,64	96	2-3	5-6	27-37	1 / 30	19616+
14	11/5/17	@NYI	L	08-06-00	4-6	29,92,13,13	55	0-4	0-2	35-28	1 / 45	10927
15	11/10/17	OTT	O*	08-06-01	3-4	64p,13,29	61	1-2	2-2	19-32	41 / 1	13396
16	11/11/17	@OTT	L	08-07-01	3-4	14s,13p,10	68	1-4	4-6	18-40	41 / 45	13396
17	11/16/17	WSH	W	09-07-01	6-2	92,29,22,92,96p,92p	22	2-6	4-5	28-30	1 / 31	15070
18	11/18/17	@NSH	L	09-08-01	2-5	94,37	2	0-7	2-4	31-24	35 / 1	17113+
19	11/19/17	@DET	W*	10-08-01	4-3	6,64p,34,29	29	1-6	2-3	37-24	45 / 35	19515+
20	11/22/17	DAL	W	11-08-01	3-0	6,64,92	6	0-3	2-2	32-28	45 / 30	14874
21	11/24/17	@MIN	O**	11-08-02	2-3	37s,14	3	0-3	1-2	30-27	32 / 45	19084+
22	11/25/17	CGY	L	11-09-02	2-3	96p,16	11	1-3	3-4	26-28	33 / 45	15738
23	11/29/17	WPG	W*	12-09-02	3-2	13p,16,29p	29	2-5	4-4	26-33	1 / 37	13017
24	12/1/17	NJ	L	12-10-02	1-2	37p	11	1-5	5-6	23-21	35 / 1	14614
25	12/3/17	DAL	L	12-11-02	2-7	96,14	90	0-3	4-4	27-28	32 / 45	13194
26	12/5/17	BUF	L	12-12-02	2-4	29p,29p	9	2-6	3-3	37-35	40 / 1	13258
27	12/7/17	@TBL	L	12-13-02	2-5	92,6	90	0-3	4-5	30-32	31 / 1	19092+
28	12/9/17	@FLA	W	13-13-02	7-3	96,29,13,6,22,83,34	6	0-3	5-5	30-42	1 / 34	13821
29	12/11/17	@PIT	W	14-13-02	2-1	44,14	14	0-4	3-3	28-40	45 / 35	18411+
30	12/12/17	@WSH	L	14-14-02	2-5	22,17	10	0-4	1-1	24-27	70 / 1	18506+
31	12/14/17	FLA	W	15-14-02	2-1	29,29	29	0-3	1-1	30-33	1 / 34	13096
32	12/16/17	TBL	L	15-15-02	5-6	92,92,92p,29p,29	98	2-6	2-2	37-31	31 / 45	16956
33	12/18/17	PIT	W	16-15-02	4-2	4,4p,37,96	37	1-4	3-3	37-32	1 / 30	15824
34	12/21/17	@LAK	O*	16-15-03	1-2	92	23	0-2	3-3	32-27	32 / 1	18230+
35	12/23/17	@ARI	W	17-15-03	6-2	34,37p,64p,83,10p,34	64	3-7	5-5	28-34	1 / 32	11838
36	12/27/17	ARI	L	17-16-03	1-3	96	33	0-2	4-4	26-27	32 / 1	15671
37	12/29/17	TOR	W*	18-16-03	4-3	29,96,13,37p	37	1-4	2-2	28-34	1 / 30	18013+
38	12/31/17	NYI	W	19-16-03	6-1	12,83,34,92p,92p,6	83	2-4	3-3	48-28	45 / 41	17461
39	1/2/18	WPG	W*	20-16-03	3-2	29,96,6	6	0-2	3-4	26-44	45 / 37	13058
40	1/4/18	CBJ	W	21-16-03	2-0	96p,83	96	1-3	3-3	32-34	45 / 72	13763
41	1/6/18	MIN	W	22-16-03	7-2	57,12,34p,96,34p,29p,17	34	3-4	3-4	38-36	45 / 40	18046+
42	1/13/18	@DAL	W	23-16-03	4-1	13,29,14,44s	29	0-1	4-4	23-28	45 / 30	18532+
43	1/15/18	ANA	W	24-16-03	3-1	83,29,22p	29	1-6	2-2	29-34	45 / 30	16090
44	1/18/18	SJ	W	25-16-03	5-3	29,29p,34,96,83	96	1-4	7-7	22-48	45 / 31	14349
45	1/20/18	NYR	W	26-16-03	3-1	6,29,96	29	0-1	0-1	37-28	45 / 30	18056+
46	1/22/18	@TOR	W	27-16-03	4-2	57,64,14,92	14	0-0	3-3	27-31	45 / 31	18979+
47	1/23/18	@MTL	L	27-17-03	2-4	29,37	92	0-4	3-4	22-40	31 / 45	21302+
48	1/25/18	@STL	L	27-18-03	1-3	13	10	0-2	1-3	37-34	40 / 45	18817
49	1/30/18	@VAN	O*	27-18-04	3-4	37,92,92p	47	1-4	3-4	30-26	25 / 45	18257
50	2/1/18	@EDM	W*	28-18-04	4-3	16,49p,14s,37	37	1-1	3-3	31-32	45 / 35	18347
51	2/3/18	@WPG	L	28-19-04	0-3	-	29	0-1	1-2	25-32	37 / 1	15321+
52	2/6/18	SJ	W	29-19-04	3-1	57,17,37	17	0-2	2-2	20-39	45 / 31	13349
53	2/8/18	@STL	L	29-20-04	1-6	57	49	0-5	1-2	24-31	40 / 45	18951
54	2/10/18	@CAR	L	29-21-04	1-3	4	23	0-5	3-3	30-35	30 / 1	15589
55	2/11/18	@BUF	W	30-21-04	5-4	13,83s,22,17p,57	57	1-5	4-5	27-32	45 / 40	17646
56	2/14/18	MTL	W	31-21-04	2-0	34,13	34	0-2	4-4	25-44	1 / 37	14928
57	2/16/18	@WPG	L	31-22-04	1-6	96	81	0-5	3-5	31-28	37 / 45	15321+
58	2/18/18	EDM	L	31-23-04	2-4	17,13	18	0-3	1-1	26-40	33 / 1	18076+
59	2/20/18	@VAN	W*	32-23-04	5-4	17p,96p,92p,4p,29p	29	5-6	2-3	34-28	1 / 31	18107
60	2/22/18	@EDM	O*	32-23-05	2-3	49,22	97	0-1	2-2	30-46	33 / 1	18347
61	2/24/18	@CGY	L	32-24-05	1-5	29	5	0-1	1-3	29-29	32 / 1	19201
62	2/26/18	VAN	W	33-24-05	3-1	96p,29,29	29	1-5	2-2	28-32	1 / 25	12654
63	2/28/18	CGY	W	34-24-05	5-2	29p,16,4,83,15	4	1-7	5-5	34-32	1 / 33	12107
64	3/2/18	MIN	W	35-24-05	7-1	92,29p,4,29,34,96,83	29	1-3	3-3	26-32	1 / 40	17325

## TEAM GAME-BY-GAME

#	Date	Team	Result	Record	GF-GA	Scorers	GW	Goal	PP	PK	SF-SA	W/L	Attnd.
65	3/4/18	NSH	O*	35-24-06	3-4	16,83,96p	9	1-4	2-3	25-31	35 / 1	17618	
66	3/6/18	@CHI	O*	35-24-07	1-2	29p	19	1-3	2-2	34-27	34 / 1	21508+	
67	3/8/18	@CBJ	O*	35-24-08	4-5	4,34,92p,34	3	1-3	4-5	27-44	70 / 1	15236	
68	3/10/18	ARI	W	36-24-08	5-2	14,4,34,17p,96	34	1-5	3-3	31-28	45 / 35	17127	
69	3/13/18	@MIN	W	37-24-08	5-1	37,16,29,37p,17p	16	2-3	4-4	22-34	1 / 40	19171+	
70	3/15/18	@STL	W	38-24-08	4-1	29,29,96,96	29	0-1	2-2	23-45	1 / 34	18885	
71	3/16/18	NSH	L	38-25-08	2-4	29,92	10	0-4	4-4	35-28	74 / 1	17273	
72	3/18/18	DET	W	39-25-08	5-1	92,14,29,29,4p	14	1-4	3-3	31-38	1 / 31	18032+	
73	3/20/18	@CHI	W	40-25-08	5-1	13p,96,4p,6,13	96	2-3	3-4	40-45	1 / 31	21633+	
74	3/22/18	LAK	L	40-26-08	1-7	96	6	0-3	1-2	30-35	32 / 1	17071	
75	3/24/18	VGK	W**	41-26-08	2-1	34p	92	1-4	1-1	30-40	1 / 29	18042+	
76	3/26/18	@VGK	L	41-27-08	1-4	6	81	0-3	2-4	29-30	29 / 1	18326+	
77	3/28/18	PHI	L	41-28-08	1-2	83	9	0-3	2-2	28-33	30 / 35	16320	
78	3/30/18	CHI	W	42-28-08	5-0	10p,4p,96p,17,10	10	3-3	0-0	36-33	1 / 60	17985+	
79	4/1/18	@ANA	O*	42-28-09	3-4	13,17p,17	25	1-4	2-2	31-42	30 / 45	17054	
80	4/2/18	@LAK	L	42-29-09	1-3	13p	23	1-3	2-2	28-25	32 / 45	18230+	
81	4/5/18	@SJS	L	42-30-09	2-4	96p, 14	27	1-1	1-2	25-36	31 / 45	17497+	
82	4/7/18	STL	W	43-30-09	5-2	49,4p,29,92, 83	29	1-3	1-2	39-34	45 / 34	18,087+	

\*Overtime decision \*\*Shootout decision +Sellout



Tyson Barrie led Colorado's defense with a career-high 57 points, the most by an Avalanche defenseman since Ray Bourque had 59 points in 2000-01

# SCORING SUMMARY

PLAYER	GP	G	A	P	+/-	PIM	PPG	SHG	GW	S	S%	TOI/GP	FO%		
Nathan MacKinnon	74	39	58	97	11	55	12	0	12	284	13.7	19:54	41.9		
Mikko Rantanen	81	29	55	84	0	34	12	0	3	178	16.3	18:58	51.3		
Gabriel Landeskog	78	25	37	62	16	37	8	0	1	183	13.7	20:09	51.4		
Tyson Barrie	68	14	43	57	-15	22	7	0	3	178	7.9	22:42	0.0		
Alexander Kerfoot	79	19	24	43	-7	28	5	0	0	81	23.5	13:27	42.1		
Carl Soderberg	77	16	21	37	0	26	3	0	3	150	10.7	17:21	45.3		
Blake Comeau	79	13	21	34	5	50	0	3	3	123	10.6	15:52	38.4		
Matt Nieto	74	15	11	26	6	14	0	1	1	84	17.9	14:55	30.8		
Erik Johnson	62	9	16	25	3	58	0	0	3	168	5.4	25:26	0.0		
J.T. Compher	69	13	10	23	-29	20	4	2	3	131	9.9	16:00	45.1		
Tyson Jost	65	12	10	22	-10	26	5	0	1	113	10.6	14:38	36.7		
Sven Andrighetto	50	8	14	22	-15	10	3	0	2	111	7.2	14:29	31.8		
Nikita Zadorov	77	7	13	20	4	103	0	0	1	94	7.4	19:28	0.0		
Samuel Girard	(TOT)	73	4	19	23	-11	8	1	0	84	4.8	17:39	0.0		
	(COL)	68	3	17	20	-8	6	1	0	76	3.9	17:42	0.0		
Colin Wilson	56	6	12	18	-5	6	1	0	1	75	8.0	13:08	52.2		
Nail Yakupov	58	9	7	16	2	26	3	0	1	94	9.6	10:50	0.0		
Patrik Nemeth	68	3	12	15	27	41	0	0	0	73	4.1	19:51	0.0		
Mark Barberio	46	3	10	13	6	31	0	1	1	52	5.8	17:17	0.0		
Gabriel Bourque	58	5	6	11	-6	12	0	0	1	44	11.4	10:54	30.4		
Matt Duchene	(COL)	14	4	6	10	1	4	1	0	23	17.4	15:46	56.5		
David Warsofsky	16	0	5	5	4	0	0	0	0	18	0.0	13:24	0.0		
Anton Lindholm	48	0	4	4	4	14	0	0	0	22	0.0	13:10	0.0		
A.J. Greer	17	0	3	3	2	29	0	0	0	13	0.0	7:24	33.3		
Rocco Grimaldi	6	1	2	3	0	0	0	0	0	7	14.3	9:39	0.0		
Andrei Mironov	10	1	2	3	2	12	0	0	0	3	33.3	11:03	0.0		
Duncan Siemens	16	1	1	2	-5	23	0	0	0	14	7.1	12:19	0.0		
Dominic Toninato	37	0	2	2	0	12	0	0	0	25	0.0	7:54	41.7		
Chris Bigras	15	0	1	1	-2	2	0	0	0	8	0.0	13:52	0.0		
Mark Alt	(TOT)	15	0	0	0	-1	2	0	0	11	0.0	12:27	0.0		
	(COL)	7	0	0	0	-1	0	0	0	6	0.0	11:20	0.0		
Vladislav Kamenev	3	0	0	0	-2	0	0	0	0	1	0.0	8:49	38.9		
	GP	GS	W	L	OT	SA	SV	GA	Sv%	GAA	SO	MIN	G	A	PIM
Semyon Varlamov	51	47	24	16	6	1595	1467	128	.920	2.68	2	2,861:03	0	0	2
Jonathan Bernier	37	34	19	13	3	1092	997	95	.913	2.85	2	2,001:23	0	1	0
Andrew Hammond	1	1	0	1	0	33	31	2	.939	2.07	0	58:22	0	0	0

# SEASON BREAKDOWN

## TEAM RECORDS

Overall record/streak:	43 - 30 - 9 / Win 1	Tied after 2 periods:	6 - 2 - 2
Home record/streak:	28 - 11 - 2 / Win 2	OT Record - This Season:	8 - 9
Road record/streak:	15 - 19 - 7 / Lost 2	OT Record - Franchise:	184 - 150 - 204
Last 5 Games:	2 - 2 - 1	SO Record - This Season:	2 - 1
Last 10 Games:	4 - 5 - 1	SO Record - Franchise:	70 - 38
1-Goal Games:	11 - 6 - 9	Outshooting opponent:	13 - 12 - 4
2-Goal Games:	13 - 11	Outshot by opponent:	30 - 17 - 5
3-Goal Games:	19 - 13	Even shots:	0 - 1 - 0
Scoring first:	36 - 7 - 4	vs. Atlantic:	10 - 5 - 1
Opponent scoring first:	7 - 23 - 5	vs. Metropolitan:	9 - 6 - 1
Leading after 1 period:	22 - 3 - 2	vs. EASTERN CONF.:	19 - 11 - 2
Trailing after 1 period:	2 - 15 - 3	vs. Central:	13 - 10 - 3
Tied after 1 period:	19 - 12 - 4	vs. Pacific:	11 - 9 - 4
Leading after 2 periods:	35 - 2 - 3	vs. WESTERN CONF.:	24 - 19 - 7
Trailing after 2 periods:	2 - 26 - 4		

## MONTH-BY-MONTH RECORDS

	W	L	OT	PTS
October:	6	5	0	12
November:	6	4	2	14
December:	7	7	1	15
January:	8	2	1	17
February:	7	6	1	15
March:	8	4	3	19
April:	1	2	1	3
<b>Totals</b>	<b>43</b>	<b>30</b>	<b>9</b>	<b>95</b>

## GOALS BY PERIOD

	1	2	3	OT	T	Avg
Colorado Avalanche:	63	97	89	6	255	(3.1 avg.)
Opponents:	52	94	82	8	236	(2.9 avg.)

## SHOTS BY PERIOD

	1	2	3	OT	T	Avg
Colorado Avalanche:	809	857	737	29	2432	(29.7 avg.)
Opponentss:	838	907	943	43	2731	(33.3 avg.)

## POWER PLAY

	G	Att	Pct	Rank
Overall:	65	296	22.0	(8th NHL)
Home:	39	156	25.0	(T-8th NHL)
Road:	26	140	18.6	(17th NHL)

13 SHORT HANDED GOALS ALLOWED (31st NHL)

## PENALTY KILL

	G	Att	Pct	Rank
Overall:	45	269	83.3	(4th NHL)
Home:	10	121	91.7	(1st NHL)
Road:	35	148	76.4	(25th NHL)

7 SHORT HANDED GOALS SCORED (T-13th NHL)

## PENALTIES

	GP	Min	Avg.	Rank
	82	731	8.9	(T-19th NHL)

## INDIVIDUAL LEADERS

Points:	N. MacKinnon (97), M. Rantanen (84), G. Landeskog (62)
Goals:	N. MacKinnon (39), M. Rantanen (29), G. Landeskog (25)
Assists:	N. MacKinnon (58), M. Rantanen (55), T. Barrie (43)
PP Goals:	N. MacKinnon (12), M. Rantanen (12), G. Landeskog (8)
SH Goals:	B. Comeau (3), J. Compther (2), M. Barberio (1), M Nieto (1)
GW Goals:	N. MacKinnon (12), Six Players Tied (3)
3+ Goals:	G. Landeskog (2), M. Nieto (1)
PIM:	N. Zadorov (103), E. Johnson (58), N. MacKinnon (55)
Shots:	N. MacKinnon (284), G. Landeskog (183), T. Barrie (178)
+/-:	P. Nemeth (+27), G. Landeskog (+16), N. MacKinnon (+11)

## SITUATIONAL GOALS

	FOR	AGAINST		FOR	AGAINST
5 on 5:	152	140	3 on 4:	0	0
5 on 4:	59	11	3 on 5:	0	3
5 on 3:	2	0	4 on 5:	6	42
4 on 4:	6	9	Empty Net:	20	11
4 on 3:	4	0	Penalty Shots:	1	0
3 on 3:	3	8	<b>Total:</b>	<b>255</b>	<b>236</b>

## SPECIAL TEAMS SCORING

POWER PLAY	G	A	P	SHORT HANDED	G	A	P
Mikko Rantanen	12	23	35	Blake Comeau	3	0	3
Nathan MacKinnon	12	20	32	Mark Barberio	1	1	2
Tyson Barrie	7	23	30	J.T. Compther	2	0	2
Gabriel Landeskog	8	9	17	Matt Nieto	1	0	1
Alexander Kerfoot	5	12	17	Patrik Nemeth	0	2	2
Samuel Girard	1	11	12	Erik Johnson	0	1	1
Sven Andrighetto	3	6	9	Gabriel Landeskog	0	1	1
Tyson Jost	5	3	8	Nathan MacKinnon	0	1	1
J.T. Compther	4	3	7	Carl Soderberg	0	1	1
Colin Wilson	1	5	6				
Carl Soderberg	3	2	5				
Nail Yakupov	3	1	4				
Erik Johnson	0	3	3				
Matt Duchene	1	0	1				
Mark Barberio	0	1	1				
Nikita Zadorov	0	1	1				

## SHOOTOUT

SHOOTER	G/S	PCT.	GDG	GOALTENDER	REC.	G/S	PCT.
Gabriel Landeskog	1/1	100.0	1	Jonathan Bernier	0-1	2/3	.333
Nathan MacKinnon	1/3	33.3	0	Semyon Varlamov	2-0	1/6	.833
Mikko Rantanen	1/3	33.3	1				
Matt Duchene	0/1	0/0	0				



# TRANSACTIONS

Sept. 18	– Josh Anderson (Prince George, WHL), Tom Gregoire (Sherbrooke, QMJHL), Hugo Roy (Sherbrooke, QMJHL), Ben Storm (San Antonio, AHL), Sam Brittain (San Antonio, AHL) reassigned.	Dec. 27	– Tyson Barrie placed on IR (retroactive to Dec. 23).
Sept. 20	– Gage Ausmus (San Antonio, AHL), Nicolas Meloche (San Antonio, AHL), Ty Lewis (Brandon, WHL) reassigned	Dec. 28	– Andrei Mironov recalled from San Antonio (AHL).
Sept. 22	– Travis Barron (Ottawa, OHL), J.C. Beaudin (San Antonio, AHL), Julien Nantel (San Antonio, AHL) reassigned	Jan. 1	– J.T. Compher placed on IR (retroactive to Dec. 29) ... A.J. Greer recalled from San Antonio (AHL).
Sept. 25	– Andrew Agozzino, Alex Belzile, Felix Girard, Rocco Grimaldi, Brendan Ranford, Brady Shaw, Shawn St-Amant, Trent Vogelhuber, Nolan De Jong, Mason Geertsen, Jesse Graham, Spencer Martin reassigned to San Antonio (AHL).	Jan. 3	– Andrew Hammond recalled from Belleville (AHL).
Sept. 26	– Reid Petryk and Dominic Toninato reassigned to San Antonio (AHL) and Conor Timmins reassigned to Sault Ste. Marie (OHL).	Jan. 6	– A.J. Greer, Andrew Hammond, Andrei Mironov reassigned to San Antonio (AHL).
Sept. 27	– Jared Cowen was released from his Professional Tryout (PTO).	Jan. 11	– A.J. Greer, Andrew Hammond, David Warsofsky recalled from San Antonio (AHL).
Oct. 3	– Gabriel Bourque, Joe Cannata, Anton Lindholm, Duncan Siemens and David Warsofsky reassigned to San Antonio (AHL). Patrik Nemeth claimed on waivers from the Dallas Stars, Sergei Boikov and A.J. Greer designated injured non-roster.	Jan. 12	– Semyon Varlamov placed on IR (retroactive to Jan. 2).
Oct. 5	– Joe Colborne reassigned to San Antonio (AHL).	Jan. 16	– Dominic Toninato recalled from San Antonio (AHL).
Oct. 6	– Anton Lindholm recalled from San Antonio (AHL).	Jan. 17	– Sven Andrighetto placed on IR (retroactive to Dec. 31).
Oct. 19	– Andrei Mironov reassigned to San Antonio (AHL).	Jan. 18	– J.T. Compher activated from IR.
Oct. 22	– J.T. Compher, Tyson Jost placed on IR (retroactive to Oct. 19) ... Gabriel Bourque, A.J. Greer recalled from San Antonio (AHL).	Jan. 25	– A.J. Greer, Dominic Toninato, David Warsofsky reassigned to San Antonio (AHL).
Oct. 23	– Andrei Mironov recalled from San Antonio (AHL).	Jan. 28	– Andrei Mironov, Dominic Toninato, David Warsofsky recalled from San Antonio (AHL).
Oct. 27	– Colin Wilson, Gabriel Bourque placed on IR ... Andrew Agozzino, Rocco Grimaldi recalled from San Antonio (AHL).	Jan. 29	– Mark Barberio placed on IR (retroactive to Jan. 23)
Oct. 28	– Andrew Agozzino reassigned to San Antonio (AHL).	Jan. 30	– Tyson Barrie activated from IR.
Nov. 4	– Gabriel Bourque activated from IR.	Jan. 31	– David Warsofsky reassigned to San Antonio (AHL) ... A.J. Greer recalled from San Antonio (AHL).
Nov. 5	– Anton Lindholm placed on IR (retroactive to Nov. 4) ... Acquired defenseman Samuel Girard, forward Vladislav Kamenev and a second-round pick in the 2018 NHL Draft from the Nashville Predators, as well as forward Shane Bowers, goaltender Andrew Hammond, a first-round selection in the 2018 NHL Draft and a third-round pick in 2019 from the Ottawa Senators. The Avalanche sent forward Matt Duchene to the Ottawa Senators, and the Nashville Predators receive Kyle Turris from Ottawa.	Feb. 1	– Andrew Hammond reassigned to Belleville (AHL) ... Semyon Varlamov activated from IR.
Nov. 10	– J.T. Compher, Colin Wilson activated from IR ... Patrik Nemeth placed on IR (retroactive to Nov. 5).	Feb. 13	– Andrei Mironov reassigned to San Antonio (AHL) ... Duncan Siemens recalled from San Antonio (AHL) ... Nathan MacKinnon placed on IR (retroactive to Jan. 30) ... Rocco Grimaldi recalled from San Antonio (AHL).
Nov. 14	– Rocco Grimaldi, A.J. Greer reassigned to San Antonio (AHL) ... Vladislav Kamenev recalled from San Antonio (AHL).	Feb. 15	– Rocco Grimaldi reassigned to San Antonio (AHL).
Nov. 15	– Tyson Jost activated from IR.	Feb. 17	– Andrew Hammond recalled from Belleville (AHL) ... A.J. Greer reassigned to San Antonio (AHL).
Nov. 16	– Tyson Jost reassigned to San Antonio (AHL).	Feb. 18	– Nathan MacKinnon activated from IR.
Nov. 17	– Dominic Toninato recalled from San Antonio (AHL) ... Vladislav Kamenev placed on IR (retroactive to Nov. 16).	Feb. 19	– Jonathan Bernier (retroactive to Feb. 16) and Erik Johnson (retroactive to Feb. 18) placed on IR ... Andrei Mironov, David Warsofsky recalled from San Antonio (AHL).
Nov. 21	– Andrew Hammond recalled from Belleville (AHL).	Feb. 20	– Anton Lindholm placed on IR (retroactive to Feb. 18).
Nov. 26	– Andrew Hammond reassigned to Belleville (AHL) ... Tyson Jost recalled from San Antonio (AHL).	Feb. 25	– Andrei Mironov reassigned to San Antonio (AHL).
Nov. 27	– Gabriel Landeskog suspended four games by NHL.	Feb. 26	– Mark Alt claimed on waivers from the Philadelphia Flyers ... Ryan Graves acquired from the New York Rangers in exchange for Chris Bigras. Graves reported to San Antonio (AHL).
Nov. 28	– Anton Lindholm activated from IR ... Chris Bigras, Andrei Mironov reassigned to San Antonio (AHL) ... Duncan Siemens recalled from San Antonio (AHL).	Feb. 27	– Spencer Martin recalled from San Antonio (AHL).
Dec. 4	– Dominic Toninato reassigned to San Antonio (AHL) ... Rocco Grimaldi recalled from San Antonio (AHL).	Feb. 28	– David Warsofsky reassigned to San Antonio (AHL).
Dec. 6	– Rocco Grimaldi reassigned to San Antonio (AHL).	Mar. 2	– Conor Timmins signed to three-year, entry level contract beginning in 2018-19 ... Anton Lindholm activated from IR ... Andrew Hammond placed on IR (retroactive to Feb. 26).
Dec. 7	– Patrik Nemeth activated from IR.	Mar. 5	– Spencer Martin reassigned to San Antonio (AHL) ... Jonathan Bernier activated from IR.
Dec. 13	– Duncan Siemens reassigned to San Antonio (AHL).	Mar. 8	– Sven Andrighetto activated from IR.
Dec. 17	– Erik Johnson suspended two games by NHL.	Mar. 9	– David Warsofsky recalled from San Antonio (AHL).
		Mar. 10	– Vladislav Kamenev activated from IR and loaned to San Antonio (AHL) on conditioning assignment.
		Mar. 11	– Spencer Martin recalled from San Antonio (AHL).
		Mar. 17	– Vladislav Kamenev returned from conditioning assignment San Antonio (AHL).
		Mar. 18	– Erik Johnson activated from IR.
		Mar. 22	– Spencer Martin reassigned to San Antonio (AHL) ... Andrew Hammond activated from IR and reassigned to San Antonio (AHL).
		Mar. 24	– Spencer Martin recalled from San Antonio (AHL).
		Mar. 28	– Andrew Hammond recalled from San Antonio (AHL).
		Mar. 29	– Spencer Martin reassigned to San Antonio (AHL) ... Josh Anderson, Travis Barron signed to three-year, entry-level contracts.
		Apr. 5	– Josh Dickinson signed to three-year, entry-level contract ... Mark Barberio activated from IR.

PLAYER	#	DATES
Sven Andrighetto	31	lower body (28 games, Jan. 2–March 6); lower body (3 games, March 24-28)
Mark Barberio	33	lower body (Jan. 25–April 2)
Tyson Barrie	14	upper body (Nov. 16); hand (13 games, Dec. 27–Jan. 25)
Jonathan Bernier	16	head (8 games, Feb. 18 - March 4); head (5 games, March 13-20); upper body (3 games, March 24-28)
Gabriel Bourque	2	upper body (Oct. 28–Nov. 2)
Blake Comeau	3	lower body (Feb. 10-14)
J.T. Compher	13	hand (6 games, Oct. 24–Nov. 5); upper body (6 games, Dec. 31–Jan. 15); illness (Jan. 25)
Rocco Grimaldi	1	illness (Nov. 4)
Andrew Hammond	12	head (Feb. 26–March 20)
Erik Johnson	18	upper body (13 games, Feb. 20–March 16); knee (5 games, March 30–April 7)
Tyson Jost	11	leg (2 games, Oct. 13-14); lower body (8 games, Oct. 24–Nov. 11); lower body (Jan. 18)
Vladislav Kamenev	50	arm (Nov. 18–March 8)
Alexander Kerfoot	3	foot (Dec. 12-16)
Anton Lindholm	14	jaw (9 games, Nov. 5-25); upper body (5 games, Feb. 20-28)
Nathan MacKinnon	8	upper body (Feb. 1-16)
Patrik Nemeth	14	shoulder (Oct. 17); lower body (Oct. 24); lower body (12 games, Nov. 10–Dec. 5)
Matt Nieto	2	illness (Nov. 4); lower body (Jan. 30)
Mikko Rantanen	1	lower body (Feb. 6)
Carl Soderberg	2	illness (March 20-22)
Semyon Varlamov	18	illness (3 games, Nov. 22-25); lower body (10 games, Jan. 4-30); illness (March 28); knee (4 games, April 1-7)
Colin Wilson	26	hip (6 games, Oct. 24–Nov. 5); lower body (3 games, Nov. 29 - Dec. 3); illness (4 games, Jan. 20-25); head (8 games, March 4-18); lower body (5 games, March 24–April 1)
Nail Yakupov	1	illness (Dec. 11)
<b>TOTAL</b>	<b>293</b>	



Nikita Zadorov led the NHL with 278 hits, a single-season Avalanche record

# PLAYER GAME-BY-GAME

Date	Opp.	BIGRAS #3	BARRIE #4	WARSOFSKY #5	JOHNSON #6	ALT #7
Oct 5	@ NYR	0-1,0/1 13:57	1-1(W)/4/1 25:14		0-0,2/2 26:37	
Oct 7	@ NJD	0-0,1/1 14:03	0-0,6/-1 23:54		0-0,3/1 23:50	
Oct 9	@ BOS	0-0,0/0 14:57	0-0,2/2 22:12		0-0,1/2 28:17	
Oct 11	Vs BOS	0-0,0/-1 15:19	0-1,5/0 20:28		0-0,2/2 24:11	
Oct 13	Vs ANA	0-0,3/0 11:28	1-0(W)/4/-1 19:58		0-1,2/1 27:17	
Oct 14	@ DAL	0-0,0/1 12:14	0-1,0/0 25:45		0-0,2/-2 28:35	
Oct 17	@ NSH	0-0,0/-1 19:07	0-1,2/-1 21:50		0-0,1/-2 23:30	
Oct 19	Vs STL	DNP	0-1,1/-2 23:47		0-0,6/-1 26:21	
Oct 24	Vs DAL	0-0,0/0 16:51	0-1,2/2 21:13		0-0,2/2 27:41	
Oct 27	@ VGK	0-0,1/-1 14:04	0-0,3/-4 20:27		0-0,6/-3 20:20	
Oct 28	Vs CHI	DNP	0-1,1/0 18:42		0-1,4/1 26:34	
Nov 2	Vs CAR	DNP	0-1,3/0 20:09		0-1,2/2 29:22	
Nov 4	@ PHI	DNP	0-2,2/-2 21:39		0-0,5/-1 28:28	
Nov 5	@ NYI	0-0,0/-1 16:10	0-2,2/3 25:05		0-1,5/0 27:28	
Nov 10	Vs OTT	0-0,0/-1 10:44	0-0,0/0 22:46		0-0,1/-2 30:02	
Nov 11	@ OTT	0-0,2/0 16:07	0-0,3/-1 25:04		0-2,3/0 27:44	
Nov 16	Vs WSH	0-0,0/0 13:58	INJ		0-0,0/2 26:40	
Nov 18	@ NSH	DNP	0-0,3/-1 20:53		0-0,3/-1 24:06	
Nov 19	@ DET	0-0,1/0 09:32	0-2,2/2 22:09		1-1,5/1 30:48	
Nov 22	Vs DAL	0-0,0/0 09:23	0-0,1/1 22:16		1-0(W)/3/3 22:51	
Nov 24	@ MIN	DNP	0-1,4/1 24:05		0-0,4/1 26:44	
Nov 25	Vs CGY	DNP	0-0,1/-1 20:55		0-0,2/-1 25:33	
Nov 29	Vs WPG	MIN	0-1,1/-1 20:42		0-0,8/0 25:50	
Dec 1	Vs NJD	MIN	0-1,3/-1 21:37		0-0,1/0 25:12	
Dec 3	Vs DAL	MIN	0-0,6/0 20:47		0-0,3/-2 26:02	
Dec 5	Vs BUF	MIN	0-1,3/-2 27:24		0-0,3/-2 24:35	
Dec 7	@ TBL	MIN	0-0,3/-2 14:25		1-0,2/0 28:31	
Dec 9	@ FLA	MIN	0-1,0/3 18:11		1-0(W)/4/0 20:31	
Dec 11	@ PIT	MIN	0-0,0/1 17:33		0-1,1/0 26:51	
Dec 12	@ WSH	MIN	0-0,1/2 21:32		0-0,2/-3 23:15	
Dec 14	Vs FLA	MIN	0-1,3/1 18:11		0-0,3/1 24:58	
Dec 16	Vs TBL	MIN	0-3,1/1 22:44		0-0,1/3 11:32	
Dec 18	Vs PIT	MIN	2-0,5/1 24:31		SUS	
Dec 21	@ LAK	MIN	0-0,6/-1 26:23		SUS	
Dec 23	@ ARI	MIN	0-0,0/0 02:39		0-0,4/0 22:46	
Dec 27	Vs ARI	MIN	INJ		0-1,2/-1 26:01	
Dec 29	Vs TOR	MIN	INJ		0-0,6/1 29:40	
Dec 31	Vs NYI	MIN	INJ		1-1,2/3 22:47	
Jan 2	Vs WPG	MIN	INJ		1-0(W)/6/1 27:45	
Jan 4	Vs CBJ	MIN	INJ		0-0,1/0 24:15	
Jan 6	Vs MIN	MIN	INJ		0-0,2/2 26:28	
Jan 13	@ DAL	MIN	INJ		0-0,1/1 26:56	
Jan 15	Vs ANA	MIN	INJ		0-1,1/0 23:33	
Jan 18	Vs SJS	MIN	INJ		0-0,3/-1 25:43	
Jan 20	Vs NYR	MIN	INJ		1-1,5/3 27:41	
Jan 22	@ TOR	MIN	INJ		0-1,1/0 27:46	
Jan 23	@ MTL	MIN	INJ		0-1,4/-1 27:50	
Jan 25	@ STL	MIN	INJ	0-0,3/0 15:05	0-0,0/-1 25:22	
Jan 30	@ VAN	MIN	0-1,1/-1 17:12	DNP	0-1,3/1 26:59	
Feb 1	@ EDM	MIN	0-1,1/2 19:05	MIN	0-0,5/1 28:06	
Feb 3	@ WPG	MIN	0-0,2/-2 24:16	MIN	0-0,2/0 27:09	
Feb 6	Vs SJS	MIN	0-0,1/0 20:59	MIN	0-0,2/0 25:52	
Feb 8	@ STL	MIN	0-0,3/-1 20:28	MIN	0-0,1/-2 24:07	
Feb 10	@ CAR	MIN	1-0,3/-1 22:49	MIN	0-0,7/-1 27:40	
Feb 11	@ BUF	MIN	0-1,4/1 19:00	MIN	0-0,0/0 26:31	
Feb 14	Vs MTL	MIN	0-0,2/0 18:30	MIN	0-0,1/2 27:11	
Feb 16	@ WPG	MIN	0-0,5/-1 22:34	MIN	0-0,2/-2 24:54	
Feb 18	Vs EDM	MIN	0-0,5/-1 25:15	MIN	0-0,0/-1 16:57	
Feb 20	@ VAN	MIN	1-4,3/-2 29:44	0-0,1/0 12:42	INJ	
Feb 22	@ EDM	MIN	0-0,2/-1 26:32	0-0,1/1 15:09	INJ	
Feb 24	@ CGY	MIN	0-1,4/-1 25:59	0-0,2/0 18:19	INJ	
Feb 26	Vs VAN	MIN	0-0,2/-1 24:30	0-0,0/1 12:17	INJ	
Feb 28	Vs CGY	MIN	1-1(W)/2/2 24:40	0-0,0/-1 11:21	INJ	
Mar 2	Vs MIN	MIN	1-1,3/1 22:28	MIN	INJ	
Mar 4	Vs NSH	MIN	0-1,3/-1 28:03	MIN	INJ	
Mar 6	@ CHI	MIN	0-1,2/-1 27:35	MIN	INJ	
Mar 8	@ CBJ	MIN	1-0,4/-1 27:50	MIN	INJ	
Mar 10	Vs ARI	MIN	1-1,5/2 22:10	0-1,1/0 16:46	INJ	
Mar 13	@ MIN	MIN	0-1,5/-1 25:02	0-1,0/2 13:09	INJ	
Mar 15	@ STL	MIN	0-1,0/2 25:35	0-0,4/-1 12:26	INJ	
Mar 16	Vs NSH	MIN	0-1,6/-1 25:59	0-1,0/0 09:45	INJ	
Mar 18	Vs DET	MIN	1-0,3/3 25:29	0-0,0/1 13:29	0-0,0/1 19:52	
Mar 20	@ CHI	MIN	1-1,5/1 24:10	0-1,1/1 10:47	1-0,4/1 28:43	
Mar 22	Vs LAK	MIN	0-0,1/-3 22:36	DNP	0-0,3/-1 20:46	
Mar 24	Vs VGK	MIN	0-0,2/0 24:21	DNP	0-0,2/-1 24:37	0-0,0/0 10:58
Mar 26	@ VGK	MIN	0-0,2/-1 24:46	DNP	1-0,4/0 22:10	0-0,1/0 10:25
Mar 28	Vs PHI	MIN	0-0,1/-1 26:07	DNP	0-1,2/0 20:40	0-0,0/0 12:12
Mar 30	Vs CHI	MIN	1-2,3/2 23:56	0-0,0/1 15:47	INJ	0-0,2/0 14:35
Apr 1	@ ANA	MIN	0-0,2/0 25:31	0-0,3/0 11:52	INJ	0-0,1/0 12:07
Apr 2	@ LAK	MIN	0-0,2/-2 26:18	0-0,0/-1 12:56	INJ	0-0,1/-1 10:56
Apr 5	@ SJS	MIN	0-1,2/-3 28:02	0-1,1/1 12:29	INJ	DNP
Apr 7	Vs STL	MIN	1-0,4/0 20:43	DNP	INJ	0-0,1/0 08:05

SEASON RECAP

# PLAYER GAME-BY-GAME

Date	Opp.	DUCHENE #9	ANDRIGHETTO #10	NEMETH #12	KERFOOT #13	COMEAU #14
Oct 5	@ NYR	1-1,1/3 13:58	0-0,0/0 18:04	0-1,0/2 18:33	0-1,0/2 12:06	0-0,3/0 12:57
Oct 7	@ NJD	0-0,0/-1 17:33	0-0,2/0 17:40	0-0,0/0 15:29	0-0,1/-1 15:11	0-0,2/0 09:42
Oct 9	@ BOS	0-1,0/1 12:09	1-1(W),1/2 17:37	0-1,1/3 21:39	0-0,1/1 10:45	0-0,2/0 16:15
Oct 11	Vs BOS	1-1(W),3/1 16:41	2-0,4/1 16:36	0-1,1/2 19:32	1-0,1/1 13:56	0-0,1/0 13:32
Oct 13	Vs ANA	0-0,4/0 21:18	0-2,4/-1 19:33	0-0,1/0 13:40	0-0,0/0 14:14	0-0,1/1 11:01
Oct 14	@ DAL	1-0,3/1 15:50	0-0,2/-1 13:28	0-0,0/0 14:44	0-0,0/-1 12:46	0-0,2/0 12:57
Oct 17	@ NSH	0-0,1/-1 14:46	0-0,1/0 14:38	INJ	0-0,1/0 10:54	0-0,1/0 12:15
Oct 19	Vs STL	0-1,1/0 19:25	0-0,4/-1 15:42	0-0,1/0 18:09	2-1,6/2 14:41	1-0,3/1 14:37
Oct 24	Vs DAL	0-1,2/1 15:53	0-0,2/-3 14:28	INJ	0-0,1/0 14:04	0-3,3/3 16:43
Oct 27	@ VGK	0-0,1/-2 19:54	0-0,1/-3 15:28	0-0,2/-1 20:11	0-0,1/-2 10:32	0-0,2/-1 18:01
Oct 28	Vs CHI	0-0,0/1 16:02	1-1,3/0 16:16	0-0,0/-1 19:47	0-1,1/0 11:50	0-0,2/-1 15:29
Nov 2	Vs CAR	0-0,0/-2 14:35	0-0,2/-2 11:58	1-1,3/1 19:44	0-0,0/1 10:10	1-0,2/1 16:56
Nov 4	@ PHI	1-1,2/0 20:42	0-0,1/1 16:06	0-1,0/0 18:17	0-1,0/0 09:14	1-0,2/0 16:09
Nov 5	@ NYI	0-0,0/-1 01:59	0-2,4/0 17:44	0-0,0/0 09:57	2-0,3/0 20:49	0-0,0/0 02:17
Nov 10	Vs OTT		0-0,0/0 14:16	INJ	1-1,3/1 14:56	0-1,1/-2 16:24
Nov 11	@ OTT		1-1,1/0 13:59	INJ	1-1,1/1 14:59	1-0,1/0 15:32
Nov 16	Vs WSH		0-0,3/-1 11:55	INJ	0-0,0/-1 12:46	0-0,2/0 14:56
Nov 18	@ NSH		0-0,2/0 15:46	INJ	0-2,0/1 16:18	0-0,2/0 13:08
Nov 19	@ DET		0-0,3/0 12:25	INJ	0-0,1/-1 14:32	0-0,2/0 15:46
Nov 22	Vs DAL		DNP	INJ	0-0,2/0 15:04	0-0,2/0 14:54
Nov 24	@ MIN		0-0,2/0 10:29	INJ	0-0,0/0 18:00	1-0,1/0 14:51
Nov 25	Vs CGY		0-0,0/1 13:38	INJ	0-0,1/0 15:35	0-0,0/-1 13:15
Nov 29	Vs WPG		0-0,1/0 15:34	INJ	1-1,1/0 19:14	0-1,2/0 16:36
Dec 1	Vs NJD		0-0,2/0 12:38	INJ	0-1,0/0 17:53	0-0,0/0 15:25
Dec 3	Vs DAL		0-0,2/-3 12:24	INJ	0-0,1/-3 14:15	1-0,2/-1 15:16
Dec 5	Vs BUF		0-0,3/0 15:45	INJ	0-2,2/-3 18:47	0-0,0/0 11:29
Dec 7	@ TBL		0-1,4/0 12:22	0-0,1/-1 15:31	0-0,0/-1 15:29	0-0,1/0 18:13
Dec 9	@ FLA		0-1,3/1 13:51	0-1,1/1 18:28	1-0,1/0 11:38	0-2,0/3 17:52
Dec 11	@ PIT		0-0,5/0 13:29	0-0,0/0 17:10	0-0,1/0 07:41	1-0(W),2/0 17:33
Dec 12	@ WSH		0-0,4/-1 17:12	0-0,0/-2 16:05	INJ	0-0,0/0 16:16
Dec 14	Vs FLA		0-0,1/0 15:10	0-0,1/0 14:48	INJ	0-0,1/0 18:52
Dec 16	Vs TBL		0-0,1/0 13:55	0-0,0/2 15:52	INJ	0-0,1/-3 14:59
Dec 18	Vs PIT		0-2,4/1 14:29	0-0,2/0 24:34	0-0,0/-1 09:47	0-0,2/0 18:50
Dec 21	@ LAK		0-0,1/-1 11:18	0-0,2/-1 22:19	0-0,1/0 11:05	0-0,3/0 19:18
Dec 23	@ ARI		1-0,3/0 14:02	0-1,0/1 21:15	0-2,0/-1 16:24	0-1,4/1 15:29
Dec 27	Vs ARI		0-0,0/-1 15:04	0-0,3/0 19:31	0-0,0/-1 12:03	0-0,1/0 16:08
Dec 29	Vs TOR		0-0,2/0 12:40	0-0,2/0 21:56	1-0,1/0 12:49	0-0,0/-2 16:59
Dec 31	Vs NYI		0-1,2/0 12:08	1-0,6/1 20:30	0-1,0/1 13:43	0-1,1/2 16:45
Jan 2	Vs WPG		Vs WPG	0-0,2/1 19:24	0-0,3/0 14:45	0-0,0/-1 17:30
Jan 4	Vs CBJ		INJ	0-0,1/1 23:07	0-0,1/0 12:20	0-0,2/0 17:26
Jan 6	Vs MIN		INJ	1-0,1/2 24:36	0-2,2/0 10:52	0-0,0/0 19:34
Jan 13	@ DAL		INJ	0-1,1/2 18:08	1-1,1/2 09:42	1-0,3/0 16:18
Jan 15	Vs ANA		INJ	0-0,0/1 21:31	0-1,1/0 12:39	0-1,1/1 16:55
Jan 18	Vs SJS		INJ	0-0,0/0 21:50	0-0,0/-1 10:18	0-2,0/1 18:17
Jan 20	Vs NYR		INJ	0-0,2/2 20:51	0-0,1/0 09:13	0-0,2/0 19:50
Jan 22	@ TOR		INJ	0-0,2/1 19:48	0-1,0/1 08:57	1-0(W),2/1 18:25
Jan 23	@ MTL		INJ	0-0,0/0 15:40	0-0,0/-1 14:50	0-0,1/-1 13:41
Jan 25	@ STL		INJ	0-0,1/0 19:47	1-0,2/1 15:19	0-0,4/0 16:05
Jan 30	@ VAN		INJ	0-0,1/-1 19:04	0-0,1/0 17:24	0-0,1/0 17:55
Feb 1	@ EDM		INJ	0-0,0/-2 20:18	0-0,1/1 14:45	1-0,2/1 17:14
Feb 3	@ WPG		INJ	0-0,1/0 18:21	0-0,0/-1 17:12	0-0,0/0 20:12
Feb 6	Vs SJS		INJ	0-1,2/3 17:41	0-0,0/-1 16:38	0-0,2/1 19:10
Feb 8	@ STL		INJ	0-0,2/0 14:37	0-0,1/0 18:58	0-0,4/-2 11:40
Feb 10	@ CAR		INJ	0-0,1/0 16:34	0-0,2/-1 17:45	INJ
Feb 11	@ BUF		INJ	0-0,0/2 20:48	1-0,1/1 14:45	INJ
Feb 14	Vs MTL		INJ	0-0,0/0 23:43	1-0,5/1 14:13	INJ
Feb 16	@ WPG		INJ	0-0,2/0 20:04	0-0,0/-1 16:43	0-0,2/0 17:41
Feb 18	Vs EDM		INJ	0-0,0/1 20:36	1-0,2/0 14:53	0-0,4/-2 14:30
Feb 20	@ VAN		INJ	0-0,2/-1 24:31	0-0,1/0 14:40	0-0,1/-1 14:58
Feb 22	@ EDM		INJ	0-0,1/0 24:58	0-1,1/1 15:59	0-0,3/1 15:32
Feb 24	@ CGY		INJ	0-0,2/0 24:52	0-0,2/-1 15:00	0-0,1/0 18:54
Feb 26	Vs VAN		INJ	0-0,2/1 21:14	0-0,1/0 14:37	0-0,2/-1 15:43
Feb 28	Vs CGY		INJ	0-0,6/2 21:13	0-0,0/1 10:17	0-2,0/0 16:08
Mar 2	Vs MIN		INJ	0-2,1/4 21:51	0-0,0/0 11:40	0-1,2/1 17:31
Mar 4	Vs NSH		INJ	0-0,1/0 22:42	0-0,2/0 13:16	0-0,0/1 16:27
Mar 6	@ CHI		INJ	0-0,0/1 21:52	0-0,2/0 13:23	0-0,0/0 16:57
Mar 8	@ CBJ		INJ	0-0,1/0 13:07	0-0,3/0 22:19	0-1,0/0 14:42
Mar 10	Vs ARI		INJ	0-0,3/-1 13:58	0-0,1/1 22:31	0-0,1/1 07:49
Mar 13	@ MIN		INJ	0-1,0/1 14:34	0-1,0/1 23:18	0-0,0/0 06:48
Mar 15	@ STL		INJ	0-0,1/0 16:03	0-0,0/2 25:10	0-0,0/0 06:40
Mar 16	Vs NSH		INJ	0-0,3/-3 14:23	0-0,1/-1 22:51	0-0,0/0 10:49
Mar 18	Vs DET		INJ	0-0,3/0 14:47	0-0,1/-1 19:08	0-0,1/-1 10:17
Mar 20	@ CHI		INJ	0-0,3/0 13:12	0-0,0/1 22:02	2-0,3/1 08:21
Mar 22	Vs LAK		INJ	0-0,1/-3 13:29	0-0,1/-2 18:45	0-0,3/-1 17:09
Mar 24	Vs VGK		INJ	INJ	0-0,0/-1 18:21	0-1,3/-1 12:56
Mar 26	@ VGK		INJ	INJ	0-0,0/0 17:57	0-1,2/-1 14:31
Mar 28	Vs PHI		INJ	INJ	0-0,0/0 16:30	0-0,3/0 13:59
Mar 30	Vs CHI		INJ	INJ	0-0,2/0 19:14	0-0,0/0 14:13
Apr 1	@ ANA		INJ	0-0,3/1 13:29	0-0,1/-1 23:48	0-0,1/-1 18:54
Apr 2	@ LAK		INJ	0-1,5/-1 14:18	0-0,1/0 19:19	0-0,1/0 15:23
Apr 5	@ SJS		INJ	0-0,1/0 13:20	0-0,1/0 18:13	1-0,2/1 14:30
Apr 7	Vs STL		INJ	0-0, 2/0 12:29	0-0,0/2 23:26	0-1,4/1 14:37

# PLAYER GAME-BY-GAME

Date	Opp.	SIEMENS #15	ZADOROV #16	JOST #17	GRIMALDI #20	WILSON #22
Oct 5	@ NYR	DNP	DNP	0-0,1/0 10:59	DNP	0-0,1/0 13:51
Oct 7	@ NJD	DNP	0-0,2/0 19:12	0-1,4/1 12:59	DNP	0-0,6/0 13:06
Oct 9	@ BOS	DNP	0-0,1/0 17:52	0-0,0/0 12:30	DNP	0-0,1/0 13:08
Oct 11	Vs BOS	DNP	0-0,1/2 17:26	1-0,2/1 13:54	DNP	0-0,0/-1 13:23
Oct 13	Vs ANA	DNP	1-0,5/1 20:44	INJ	DNP	0-0,1/0 15:02
Oct 14	@ DAL	DNP	0-0,1/-1 17:18	INJ	DNP	0-1,0/1 13:32
Oct 17	@ NSH	DNP	0-0,1/-1 16:58	0-0,1/-1 15:00	DNP	0-0,1/-1 14:18
Oct 19	Vs STL	DNP	0-0,0/-1 15:31	0-0,2/-1 15:56	DNP	0-1,1/0 12:37
Oct 24	Vs DAL	DNP	0-0,2/-1 16:08	INJ	DNP	INJ
Oct 27	@ VGK	DNP	DNP	INJ	DNP	INJ
Oct 28	Vs CHI	DNP	DNP	INJ	1-1,1/1 08:35	INJ
Nov 2	Vs CAR	DNP	DNP	INJ	0-0,1/-2 11:09	INJ
Nov 4	@ PHI	DNP	0-0,0/0 16:42	INJ	INJ	INJ
Nov 5	@ NYI	DNP	0-0,1/-2 15:29	INJ	0-1,2/2 13:49	INJ
Nov 10	Vs OTT	DNP	0-0,1/-1 13:05	INJ	0-0,2/0 07:10	0-1,0/0 10:59
Nov 11	@ OTT	DNP	DNP	INJ	0-0,0/0 08:09	0-0,0/-1 11:12
Nov 16	Vs WSH	DNP	0-0,1/0 17:24	MIN	MIN	1-0(W),2/1 16:09
Nov 18	@ NSH	DNP	0-1,2/1 13:19	MIN	MIN	0-0,2/1 13:53
Nov 19	@ DET	DNP	0-0,1/-1 15:46	MIN	MIN	0-1,0/-1 12:20
Nov 22	Vs DAL	DNP	0-0,2/0 21:16	MIN	MIN	0-0,1/0 16:19
Nov 24	@ MIN	DNP	0-0,0/0 17:20	MIN	MIN	0-0,2/0 14:49
Nov 25	Vs CGY	DNP	1-0,2/0 18:27	MIN	MIN	0-0,2/0 11:29
Nov 29	Vs WPG	DNP	1-0,1/0 18:09	0-0,1/0 13:25	MIN	INJ
Dec 1	Vs NJD	DNP	0-0,1/-1 21:41	0-0,2/0 14:41	MIN	INJ
Dec 3	Vs DAL	DNP	0-0,0/-3 18:46	0-0,0/-3 14:00	MIN	INJ
Dec 5	Vs BUF	0-0,0/0 06:58	0-0,2/-1 16:48	0-0,3/0 15:32	0-0,1/-1 08:59	0-0,2/0 11:47
Dec 7	@ TBL	DNP	0-0,2/0 10:51	0-0,1/-3 12:41	MIN	0-0,0/-1 11:07
Dec 9	@ FLA	DNP	0-0,0/0 17:02	0-0,1/0 13:33	MIN	1-0,2/1 13:04
Dec 11	@ PIT	DNP	0-0,0/0 16:59	0-0,1/1 12:06	MIN	0-0,1/1 14:41
Dec 12	@ WSH	DNP	0-0,2/1 16:45	1-0,1/0 13:22	MIN	1-0,3/1 15:19
Dec 14	Vs FLA	MIN	0-0,1/0 17:10	0-1,3/1 12:19	MIN	0-0,3/0 13:50
Dec 16	Vs TBL	MIN	0-2,0/1 19:51	0-0,0/1 14:11	MIN	0-0,2/-1 16:26
Dec 18	Vs PIT	MIN	0-0,0/1 19:20	0-0,0/-1 09:43	MIN	0-0,4/1 13:32
Dec 21	@ LAK	MIN	0-0,2/0 22:01	0-0,1/0 10:14	MIN	0-0,0/-1 09:32
Dec 23	@ ARI	MIN	0-1,5/3 26:43	0-1,1/0 10:46	MIN	0-1,1/0 11:53
Dec 27	Vs ARI	MIN	0-0,0/0 19:06	0-0,0/-1 07:47	MIN	0-0,1/-1 12:49
Dec 29	Vs TOR	MIN	0-2,0/1 23:25	0-0,1/0 09:04	MIN	0-0,1/-1 10:15
Dec 31	Vs NYI	MIN	0-0,2/1 19:28	0-0,6/0 17:14	MIN	0-1,4/1 13:52
Jan 2	Vs WPG	MIN	0-1,0/0 23:40	0-0,1/0 14:03	MIN	0-0,0/0 15:53
Jan 4	Vs CBJ	MIN	0-0,2/1 23:22	0-1,0/0 12:54	MIN	0-0,2/0 12:47
Jan 6	Vs MIN	MIN	0-0,1/0 21:08	1-1,1/2 13:28	MIN	0-2,1/2 11:22
Jan 13	@ DAL	MIN	0-2,1/0 23:14	0-0,3/0 13:18	MIN	0-0,0/0 13:19
Jan 15	Vs ANA	MIN	0-0,1/1 18:48	0-0,4/0 16:50	MIN	1-0,2/0 13:42
Jan 18	Vs SJS	MIN	0-0,0/-2 20:35	INJ	MIN	0-0,0/0 12:24
Jan 20	Vs NYR	MIN	0-0,4/1 23:42	0-0,4/0 13:45	MIN	INJ
Jan 22	@ TOR	MIN	0-0,1/-1 23:41	0-1,1/0 11:15	MIN	INJ
Jan 23	@ MTL	MIN	0-0,1/0 22:01	0-0,2/0 16:24	MIN	INJ
Jan 25	@ STL	MIN	0-0,2/0 22:56	0-1,1/1 15:42	MIN	INJ
Jan 30	@ VAN	MIN	0-0,0/1 20:17	0-0,2/-2 12:58	MIN	0-0,2/0 14:51
Feb 1	@ EDM	MIN	1-0,2/0 24:45	0-0,2/1 15:36	MIN	0-0,1/-1 15:53
Feb 3	@ WPG	MIN	0-0,0/0 15:56	0-0,2/0 14:10	MIN	0-0,3/0 12:34
Feb 6	Vs SJS	MIN	0-0,0/0 21:00	1-1(W),1/2 16:59	MIN	0-0,2/-1 16:18
Feb 8	@ STL	MIN	0-0,3/-2 19:49	0-0,2/-2 20:39	MIN	0-0,0/-2 17:08
Feb 10	@ CAR	MIN	0-0,0/-1 12:56	0-0,1/-1 16:39	MIN	0-0,1/-1 15:41
Feb 11	@ BUF	MIN	0-1,0/0 17:34	1-0,3/-1 18:43	MIN	1-1,1/0 13:16
Feb 14	Vs MTL	DNP	0-0,2/2 16:55	0-0,2/0 15:14	DNP	0-0,1/1 15:18
Feb 16	@ WPG	DNP	0-0,0/-2 14:31	0-0,0/-2 15:51	MIN	0-0,0/-1 15:36
Feb 18	Vs EDM	DNP	0-0,1/-1 22:15	1-0,2/2 10:39	MIN	0-1,1/0 15:34
Feb 20	@ VAN	0-0,2/0 10:22	0-0,1/-2 21:35	1-0,1/0 14:51	MIN	0-0,0/0 12:28
Feb 22	@ EDM	0-0,0/0 18:28	0-0,1/-1 12:36	0-1,1/1 13:26	MIN	1-0,5/1 14:40
Feb 24	@ CGY	0-1,2/0 16:56	0-0,1/-2 07:45	0-0,2/0 13:49	MIN	0-0,1/-1 13:47
Feb 26	Vs VAN	0-0,0/0 15:14	0-1,0/1 19:22	0-1,2/0 17:19	MIN	0-0,1/0 14:56
Feb 28	Vs CGY	1-0,1/0 13:25	1-0,2/2 20:15	0-0,3/0 14:21	MIN	0-0,0/0 10:34
Mar 2	Vs MIN	0-0,2/0 16:15	0-0,1/2 23:44	0-0,1/0 16:01	MIN	0-0,0/0 04:30
Mar 4	Vs NSH	0-0,1/-2 11:27	1-0,2/2 25:02	0-0,1/0 15:34	MIN	INJ
Mar 6	@ CHI	0-0,2/0 12:19	0-0,3/0 23:36	0-0,1/0 15:54	MIN	INJ
Mar 8	@ CBJ	0-0,2/0 10:59	0-0,0/0 23:46	0-0,2/1 16:18	MIN	INJ
Mar 10	Vs ARI	0-0,1/-1 13:21	0-0,2/2 20:21	1-0,2/-1 16:51	MIN	INJ
Mar 13	@ MIN	0-0,0/1 13:46	1-0(W),3/0 24:58	1-0,2/1 15:12	MIN	INJ
Mar 15	@ STL	0-0,0/-1 11:48	0-0,1/3 23:42	0-0,2/0 16:15	MIN	INJ
Mar 16	Vs NSH	0-0,0/-1 09:20	0-0,2/1 24:01	0-0,2/-3 16:29	MIN	INJ
Mar 18	Vs DET	DNP	0-1,0/4 21:49	0-0,1/0 15:47	MIN	INJ
Mar 20	@ CHI	DNP	0-0,1/1 15:24	0-0,5/1 15:31	MIN	0-1,3/1 11:47
Mar 22	Vs LAK	0-0,1/-1 12:46	0-0,2/-3 21:55	0-0,0/-2 14:11	MIN	0-0,4/0 11:19
Mar 24	Vs VGK	0-0,0/0 03:42	0-0,0/0 21:32	0-0,2/-1 17:48	MIN	INJ
Mar 26	@ VGK	DNP	0-0,2/-1 19:41	0-0,2/-1 18:38	MIN	INJ
Mar 28	Vs PHI	DNP	0-0,0/0 20:21	0-0,3/0 19:03	MIN	INJ
Mar 30	Vs CHI	DNP	0-0,2/1 22:06	1-0,2/1 14:19	MIN	INJ
Apr 1	@ ANA	DNP	0-0,2/0 21:18	2-0,3/2 16:07	MIN	INJ
Apr 2	@ LAK	DNP	0-0,2/-1 19:14	0-0,1/2 15:58	MIN	0-1,0/-1 09:26
Apr 5	@ SJS	DNP	0-0,2/-2 19:47	0-0,3/-2 18:18	MIN	0-0,0/-1 08:28
Apr 7	Vs STL	DNP	0-0,1/0 21:52	0-0,3/0 16:09	MIN	0-0,0/0 07:40

SEASON RECAP

# PLAYER GAME-BY-GAME

Date	Opp.	#24 GREER	#29 MACKINNON	#34 SODERBERG	#37 COMPHER	#44 BARBERIO
Oct 5	@ NYR	DNP	0-1,2/1 19:37	DNP	0-0,2/0 16:04	0-0,1/0 18:09
Oct 7	@ NJD	DNP	0-0,1/0 18:49	1-0,1/1 12:14	0-1,1/1 15:23	DNP
Oct 9	@ BOS	DNP	0-1,1/2 17:43	0-1,1/1 14:22	1-0,1/1 13:59	DNP
Oct 11	Vs BOS	DNP	0-2,3/1 17:57	0-0,0/0 11:27	0-1,2/1 15:19	0-0,3/0 14:24
Oct 13	Vs ANA	DNP	0-0,0/0 04:29	0-0,1/0 13:38	0-0,4/0 21:27	0-0,1/0 13:53
Oct 14	@ DAL	DNP	0-0,3/-2 18:36	0-0,0/0 10:47	0-0,2/-1 17:13	0-0,0/0 12:28
Oct 17	@ NSH	DNP	1-0,1/-1 17:57	0-0,0/0 12:41	0-0,4/-1 14:37	0-0,0/-1 17:03
Oct 19	Vs STL	DNP	0-0,3/-3 21:47	0-0,2/-1 12:32	0-1,2/0 07:19	0-0,0/0 19:00
Oct 24	Vs DAL	0-0,2/0 08:22	0-0,3/-3 18:47	0-2,2/3 17:35	INJ	1-0(W),1/1 17:08
Oct 27	@ VGK	0-0,2/-2 05:59	0-0,1/-2 18:50	0-0,4/0 19:11	INJ	0-0,1/-1 20:18
Oct 28	Vs CHI	0-0,0/0 06:13	2-1(W),7/1 20:58	0-0,1/-1 18:55	INJ	0-0,1/-1 16:44
Nov 2	Vs CAR	0-1,0/1 08:06	0-2,2/1 21:22	1-1,4/2 16:56	INJ	0-1,1/1 20:01
Nov 4	@ PHI	0-0,1/0 06:41	0-2,5/0 21:58	0-0,1/-1 18:35	INJ	0-0,0/-1 17:11
Nov 5	@ NYI	0-0,1/0 13:40	1-1,7/1 21:21	0-0,2/0 20:17	INJ	0-0,1/0 18:08
Nov 10	Vs OTT	DNP	1-0,2/1 21:14	PER	0-0,1/-3 15:16	0-0,2/0 21:10
Nov 11	@ OTT	DNP	0-0,2/0 20:00	PER	0-0,0/-1 11:45	0-1,0/1 16:32
Nov 16	Vs WSH	MIN	1-4,5/3 20:24	0-1,2/0 20:17	0-0,0/0 16:29	0-0,0/0 17:11
Nov 18	@ NSH	MIN	0-0,1/-1 18:55	0-0,1/-1 19:23	1-0,1/1 12:28	0-0,2/-2 14:42
Nov 19	@ DET	MIN	1-1(W),3/2 23:31	1-0,3/2 16:52	0-0,2/-2 13:54	0-0,1/-2 10:33
Nov 22	Vs DAL	MIN	0-3,1/3 18:39	0-0,2/0 17:56	0-0,4/0 16:23	0-0,2/0 18:23
Nov 24	@ MIN	MIN	0-0,3/0 23:54	0-1,2/0 15:58	1-0,4/1 18:25	0-0,1/-1 19:23
Nov 25	Vs CGY	MIN	0-1,5/0 21:36	0-0,2/-1 16:42	0-0,3/0 17:45	0-1,1/1 16:44
Nov 29	Vs WPG	MIN	1-1(W),3/1 19:11	0-0,2/-1 18:55	0-1,2/-1 20:34	0-0,0/-1 16:27
Dec 1	Vs NJD	MIN	0-0,5/-1 18:30	0-0,1/0 19:31	1-0,3/-1 19:02	0-0,1/0 12:05
Dec 3	Vs DAL	MIN	0-1,1/-1 20:05	0-1,2/-2 17:56	0-0,2/-1 22:33	0-0,0/-2 12:57
Dec 5	Vs BUF	MIN	2-0,7/-3 21:48	0-0,2/-1 16:18	0-0,1/-3 21:18	DNP
Dec 7	@ TBL	MIN	0-1,4/0 21:28	0-0,3/-1 15:01	0-0,3/-1 17:56	0-0,0/0 18:05
Dec 9	@ FLA	MIN	1-0,3/0 21:28	1-1,6/3 17:11	0-2,1/1 18:35	0-1,0/1 16:10
Dec 11	@ PIT	MIN	0-0,5/0 22:05	0-0,2/0 19:50	0-0,5/2 17:38	1-0,1/1 14:29
Dec 12	@ WSH	MIN	0-0,3/-3 21:00	0-1,2/0 17:37	0-0,2/-2 19:29	0-1,0/1 13:42
Dec 14	Vs FLA	MIN	2-0(W),4/1 22:03	0-0,1/-1 19:21	0-0,2/0 18:52	0-1,0/1 13:37
Dec 16	Vs TBL	MIN	2-1,7/0 21:01	0-0,1/-2 14:51	0-0,3/-1 21:49	0-0,2/-2 13:45
Dec 18	Vs PIT	MIN	0-1,1/1 19:26	0-0,2/1 17:23	1-0(W),4/0 16:26	0-0,3/1 19:46
Dec 21	@ LAK	MIN	0-1,4/0 19:52	0-0,1/0 17:01	0-0,4/-1 14:39	0-0,0/0 21:21
Dec 23	@ ARI	MIN	0-0,1/0 08:14	2-0,2/2 16:38	1-0,2/-2 20:49	0-2,1/1 20:26
Dec 27	Vs ARI	MIN	0-0,4/-1 20:08	0-0,1/0 17:43	0-0,4/0 18:56	0-0,4/-1 17:31
Dec 29	Vs TOR	MIN	1-2,5/3 22:17	0-1,0/-2 18:58	1-0(W),1/-2 16:46	0-0,2/-1 19:09
Dec 31	Vs NYI	MIN	0-3,2/0 15:55	1-1,4/2 15:54	INJ	0-0,0/1 18:54
Jan 2	Vs WPG	0-0,2/0 06:13	1-1,3/2 19:47	0-0,2/0 18:28	INJ	0-0,1/1 18:43
Jan 4	Vs CBJ	0-0,0/0 07:36	0-1,7/1 16:38	0-0,1/0 21:05	INJ	0-0,4/0 21:21
Jan 6	Vs MIN	0-0,1/0 08:03	1-2,6/1 16:54	2-0(W),6/0 19:29	INJ	0-0,2/1 17:25
Jan 13	@ DAL	0-1,0/2 08:41	1-0(W),4/1 18:39	0-0,1/1 17:56	INJ	1-0,1/1 20:05
Jan 15	Vs ANA	0-0,0/0 06:07	1-0(W),3/0 19:52	0-1,2/1 19:17	INJ	0-0,2/1 17:33
Jan 18	Vs SJS	DNP	2-1,5/1 18:13	1-0,2/0 20:13	0-0,2/-1 12:20	0-1,1/2 18:20
Jan 20	Vs NYR	DNP	1-1(W),3/3 19:05	0-0,2/0 20:33	0-0,2/0 13:47	0-1,4/0 16:56
Jan 22	@ TOR	DNP	0-0,4/0 20:39	0-1,0/1 16:42	0-1,3/-1 12:16	0-0,2/1 20:38
Jan 23	@ MTL	DNP	1-0,3/-1 20:16	0-0,3/-2 15:49	1-0,1/1 17:56	0-0,1/-1 17:59
Jan 25	@ STL	0-0,1/0 06:51	0-0,4/-1 21:03	0-0,4/0 19:27	INJ	INJ
Jan 30	@ VAN	MIN	0-1,2/2 11:44	0-0,2/0 18:58	1-0,4/0 20:07	INJ
Feb 1	@ EDM	DNP	INJ	0-0,2/0 17:26	1-0(W),4/1 17:04	INJ
Feb 3	@ WPG	DNP	INJ	0-0,4/-1 22:02	0-0,1/-1 15:34	INJ
Feb 6	Vs SJS	0-0,0/0 05:35	INJ	0-0,3/0 17:23	1-1,2/3 18:07	INJ
Feb 8	@ STL	DNP	INJ	0-0,0/-3 16:38	0-0,1/-1 18:13	INJ
Feb 10	@ CAR	0-0,0/0 06:37	INJ	0-0,0/-1 17:44	0-1,4/1 19:46	INJ
Feb 11	@ BUF	0-0,1/0 06:04	INJ	0-0,1/-1 18:23	0-0,2/-1 21:08	INJ
Feb 14	Vs MTL	0-1,0/1 06:05	INJ	1-0(W),2/1 19:39	0-0,2/0 18:28	INJ
Feb 16	@ WPG	0-0,2/0 08:48	INJ	0-0,1/0 17:26	0-0,2/-2 15:50	INJ
Feb 18	Vs EDM	MIN	0-0,4/-2 22:20	0-0,1/-2 17:58	0-0,1/0 15:36	INJ
Feb 20	@ VAN	MIN	1-3(W),6/-2 23:37	0-0,0/-1 15:43	0-0,3/0 16:03	INJ
Feb 22	@ EDM	MIN	0-0,4/-2 21:55	0-1,2/1 14:59	0-0,2/-1 12:39	INJ
Feb 24	@ CGY	MIN	1-0,4/-1 17:03	0-0,0/0 17:55	0-0,1/0 10:04	INJ
Feb 26	Vs VAN	MIN	2-1(W),9/2 20:38	0-0,2/-1 15:47	0-0,2/0 13:30	INJ
Feb 28	Vs CGY	MIN	1-1,8/1 20:30	0-2,3/1 19:28	0-0,2/0 15:25	INJ
Mar 2	Vs MIN	MIN	2-3(W),6/5 19:10	1-0,2/1 16:02	0-0,2/-1 14:18	INJ
Mar 4	Vs NSH	MIN	0-1,8/-2 23:26	0-1,1/2 18:01	0-0,0/-1 13:52	INJ
Mar 6	@ CHI	MIN	1-0,3/-3 20:18	0-0,5/0 16:08	0-0,2/-1 14:45	INJ
Mar 8	@ CBJ	MIN	0-1,7/1 22:23	2-0,2/-1 16:06	0-0,0/-1 17:30	INJ
Mar 10	Vs ARI	MIN	0-2,2/2 17:55	1-1(W),3/2 20:17	0-0,1/-1 16:32	INJ
Mar 13	@ MIN	MIN	1-0,2/0 19:43	0-0,4/1 19:07	2-0,3/1 11:33	INJ
Mar 15	@ STL	MIN	2-1(W),3/4 19:31	0-0,1/-1 17:28	0-0,1/0 14:59	INJ
Mar 16	Vs NSH	MIN	1-0,6/-2 22:59	0-0,3/0 16:46	0-0,2/-2 11:24	INJ
Mar 18	Vs DET	MIN	2-1,11/3 18:05	0-1,1/1 19:22	0-0,2/0 13:57	INJ
Mar 20	@ CHI	MIN	0-2,4/1 22:12	INJ	0-0,1/0 14:27	INJ
Mar 22	Vs LAK	MIN	0-1,3/-1 20:23	INJ	0-0,0/-2 15:38	INJ
Mar 24	Vs VGK	MIN	0-0,3/0 23:24	1-0,2/0 22:59	0-1,1/-1 18:48	INJ
Mar 26	@ VGK	MIN	0-0,4/0 23:45	0-0,3/-1 17:09	0-0,0/0 19:47	INJ
Mar 28	Vs PHI	MIN	0-0,3/-1 21:37	0-0,3/-1 12:18	0-0,2/0 16:28	INJ
Mar 30	Vs CHI	MIN	0-1,4/0 17:46	0-0,4/0 14:50	0-0,0/0 14:16	INJ
Apr 1	@ ANA	MIN	0-1,3/-2 22:02	0-0,1/-1 18:29	0-0,0/0 10:00	INJ
Apr 2	@ LAK	MIN	0-0,2/-1 20:48	0-0,2/0 17:55	0-0,0/-1 12:29	INJ
Apr 5	@ SJS	MIN	0-1,5/-2 22:14	0-0,2/1 15:21	0-0,1/-2 11:46	0-0,1/0 17:54
Apr 7	Vs STL	MIN	1-1(W),6/2 23:30	0-2,2/1 14:59	0-0,0/0 08:29	0-0,1/2 20:30

# PLAYER GAME-BY-GAME

Date	Opp.	TONINATO #47	GIRARD #49	LINDHOLM #54	BOURQUE #57	YAKUPOV #64
Oct 5	@ NYR	DNP		DNP	DNP	0-1,2/2 10:16
Oct 7	@ NJD	DNP		0-0,0/0 12:07	DNP	0-0,3/-1 15:02
Oct 9	@ BOS	DNP		0-0,1/0 12:55	DNP	2-0,4/2 10:39
Oct 11	Vs BOS	DNP		DNP	DNP	1-1,2/3 13:43
Oct 13	Vs ANA	DNP		DNP	DNP	0-0,4/0 15:29
Oct 14	@ DAL	DNP		DNP	DNP	0-0,0/-1 12:45
Oct 17	@ NSH	DNP		0-0,1/0 15:04	DNP	0-0,2/-1 14:09
Oct 19	Vs STL	DNP		0-0,1/0 12:54	DNP	0-0,0/0 08:11
Oct 24	Vs DAL	DNP		0-0,0/0 17:33	0-0,1/0 10:18	0-0,1/0 13:15
Oct 27	@ VGK	DNP		0-0,2/-2 19:24	0-0,0/0 01:58	0-0,1/-1 15:29
Oct 28	Vs CHI	DNP		0-0,0/0 20:59	INJ	0-0,3/0 07:14
Nov 2	Vs CAR	DNP		0-0,1/-1 16:53	INJ	0-1,0/1 08:39
Nov 4	@ PHI	DNP		0-0,0/2 11:11	0-0,2/-1 13:21	1-0,2/0 15:50
Nov 5	@ NYI	DNP		INJ	0-0,1/-1 15:43	0-0,0/-3 16:21
Nov 10	Vs OTT	DNP	0-1,0/1 21:55	INJ	0-0,1/0 10:13	1-0,2/0 12:29
Nov 11	@ OTT	DNP	0-0,2/0 22:39	INJ	0-0,0/0 10:58	0-0,2/0 12:38
Nov 16	Vs WSH	DNP	0-1,0/2 21:32	INJ	DNP	0-0,0/0 10:23
Nov 18	@ NSH	0-0,0/0 10:20	0-0,1/-1 21:19	INJ	DNP	0-0,2/-1 15:07
Nov 19	@ DET	0-1,1/1 09:43	0-0,3/0 24:20	INJ	DNP	1-0,3/0 12:50
Nov 22	Vs DAL	0-0,0/0 09:56	0-0,1/2 19:58	INJ	0-0,1/0 09:02	1-0,3/1 11:26
Nov 24	@ MIN	0-0,1/0 08:21	0-0,0/0 20:35	INJ	DNP	0-0,3/0 10:52
Nov 25	Vs CGY	0-0,0/0 07:16	0-0,1/-1 22:25	INJ	DNP	0-0,1/1 10:44
Nov 29	Vs WPG	0-0,1/0 04:58	0-0,0/1 19:13	0-0,0/0 13:16	0-1,0/0 08:44	0-0,0/-1 07:49
Dec 1	Vs NJD	0-0,0/0 05:18	0-0,1/0 17:51	0-0,1/0 14:39	0-0,0/0 10:41	0-0,0/0 13:02
Dec 3	Vs DAL	0-0,0/0 07:48	0-0,1/-2 17:50	0-0,1/0 18:20	0-0,0/0 11:09	0-0,1/-1 10:14
Dec 5	Vs BUF	MIN	0-0,2/-1 18:52	0-0,1/0 12:54	DNP	0-0,1/0 09:59
Dec 7	@ TBL	MIN	0-0,1/-1 15:35	0-0,0/0 10:59	DNP	DNP
Dec 9	@ FLA	MIN	0-0,1/1 09:18	0-0,1/1 14:53	DNP	DNP
Dec 11	@ PIT	MIN	0-0,0/0 14:16	0-0,0/0 09:42	DNP	INJ
Dec 12	@ WSH	MIN	0-0,1/-1 12:30	0-0,0/1 09:42	0-0,0/0 11:40	DNP
Dec 14	Vs FLA	MIN	0-0,1/-1 11:14	0-0,0/1 14:10	0-0,1/1 08:51	DNP
Dec 16	Vs TBL	MIN	0-0,3/-3 16:30	0-0,1/-2 11:14	DNP	0-1,3/0 11:26
Dec 18	Vs PIT	MIN	0-0,1/-1 13:32	0-0,1/0 14:33	DNP	0-0,1/-1 07:32
Dec 21	@ LAK	MIN	0-0,0/1 11:58	0-0,0/0 12:48	DNP	0-0,3/0 08:24
Dec 23	@ ARI	MIN	0-0,0/-1 17:18	DNP	DNP	1-0(W),3/1 08:57
Dec 27	Vs ARI	MIN	0-0,2/-2 16:01	0-0,0/0 13:44	DNP	0-0,1/0 09:17
Dec 29	Vs TOR	MIN	0-1,0/0 12:00	0-0,0/-1 11:10	0-0,1/0 09:58	DNP
Dec 31	Vs NYI	MIN	0-2,2/1 19:42	DNP	0-0,1/0 13:55	0-0,1/0 13:14
Jan 2	Vs WPG	MIN	0-0,1/0 17:42	0-0,0/0 14:42	0-0,1/0 15:20	0-0,0/0 08:24
Jan 4	Vs CBJ	MIN	0-1,1/0 13:19	0-0,1/0 10:40	0-0,1/0 15:33	0-0,2/0 10:06
Jan 6	Vs MIN	MIN	0-1,0/1 16:04	0-0,1/0 12:05	1-1,2/2 13:30	0-1,3/0 10:27
Jan 13	@ DAL	MIN	0-1,2/1 16:48	0-0,0/1 13:17	0-0,0/0 14:38	0-0,3/1 10:07
Jan 15	Vs ANA	MIN	0-0,2/-1 16:54	0-0,1/-1 11:41	0-0,1/0 13:07	0-0,2/0 10:34
Jan 18	Vs SJS	0-0,0/1 07:53	0-1,0/1 14:46	0-0,0/2 13:05	0-0,1/0 13:23	0-0,1/0 09:10
Jan 20	Vs NYR	0-0,1/0 06:59	0-0,1/0 15:32	0-0,0/0 13:24	0-0,0/0 13:21	0-0,1/0 09:36
Jan 22	@ TOR	0-0,1/1 07:52	0-0,1/2 13:39	0-0,0/1 13:04	1-0,4/0 13:31	1-0,2/2 09:05
Jan 23	@ MTL	0-0,2/0 07:30	0-0,0/1 17:28	0-0,0/0 09:54	0-0,0/0 11:13	0-1,1/1 11:55
Jan 25	@ STL	0-0,3/0 06:23	0-0,1/1 19:45	0-1,0/1 13:26	0-0,2/0 09:14	0-0,3/1 14:05
Jan 30	@ VAN	0-0,1/-2 05:15	0-1,1/-2 19:27	0-0,1/1 11:17	0-0,0/0 15:37	0-0,1/-2 07:36
Feb 1	@ EDM	0-0,2/0 09:54	1-0,2/-2 14:46	0-0,1/0 13:57	0-0,2/-1 11:36	0-0,0/1 10:35
Feb 3	@ WPG	0-0,1/-1 08:02	0-0,0/0 16:48	0-0,1/-1 13:05	0-0,1/-1 09:17	0-0,3/-1 09:21
Feb 6	Vs SJS	0-0,1/0 07:47	0-1,0/1 16:09	0-0,1/0 16:35	1-0,1/1 10:35	0-1,0/1 12:24
Feb 8	@ STL	0-0,0/-1 10:31	0-0,1/-1 16:38	0-0,1/-2 15:29	1-0,1/-1 10:30	0-0,1/1 15:20
Feb 10	@ CAR	0-0,1/0 08:21	0-0,1/0 20:36	0-0,0/-1 12:56	0-0,1/-1 14:49	0-0,4/0 12:52
Feb 11	@ BUF	0-0,1/0 08:06	0-0,1/-2 13:54	0-1,2/3 14:51	1-0(W),1/1 15:18	0-0,1/-2 07:11
Feb 14	Vs MTL	0-0,0/0 06:48	0-0,0/0 16:47	0-0,0/0 11:45	0-1,0/1 16:27	0-0,1/0 07:36
Feb 16	@ WPG	0-0,2/0 11:14	0-0,4/0 19:07	0-0,0/0 14:21	0-0,2/0 11:01	DNP
Feb 18	Vs EDM	0-0,0/1 07:25	0-0,2/-2 20:32	0-1,0/1 06:44	0-0,0/1 08:32	DNP
Feb 20	@ VAN	DNP	0-0,3/-1 19:37	INJ	0-0,1/0 09:49	0-0,2/0 07:29
Feb 22	@ EDM	DNP	1-0,2/0 22:31	INJ	0-0,0/-1 10:22	0-0,1/-1 06:46
Feb 24	@ CGY	0-0,0/0 10:40	0-0,3/-1 23:47	INJ	0-0,1/-1 10:43	DNP
Feb 26	Vs VAN	0-0,1/0 08:27	0-0,0/0 18:24	INJ	0-0,0/0 10:33	DNP
Feb 28	Vs CGY	0-0,0/0 06:13	0-0,1/0 18:16	INJ	0-0,0/0 10:05	DNP
Mar 2	Vs MIN	0-0,0/-1 11:25	0-2,1/3 17:36	0-0,0/0 14:50	0-1,0/0 13:33	DNP
Mar 4	Vs NSH	0-0,1/-1 05:09	0-0,0/1 16:01	0-1,0/0 12:09	0-0,0/-2 09:21	0-0,2/0 08:01
Mar 6	@ CHI	0-0,1/0 08:41	0-0,3/-1 18:51	0-0,0/0 11:19	0-0,3/0 11:11	0-0,2/0 09:38
Mar 8	@ CBJ	0-0,0/0 06:30	0-0,0/0 18:55	0-0,0/0 10:30	0-0,0/0 11:32	DNP
Mar 10	Vs ARI	DNP	0-0,2/0 18:52	DNP	0-0,0/-1 08:42	0-0,0/-1 04:37
Mar 13	@ MIN	0-0,0/0 06:10	0-1,2/1 16:07	DNP	0-0,0/0 10:17	DNP
Mar 15	@ STL	0-0,1/0 06:40	0-0,0/1 19:14	DNP	0-0,0/0 07:47	DNP
Mar 16	Vs NSH	0-0,0/1 08:19	0-0,0/-1 18:41	DNP	0-1,1/0 07:41	DNP
Mar 18	Vs DET	DNP	0-1,0/-1 15:14	DNP	0-0,0/-1 10:18	DNP
Mar 20	@ CHI	0-0,0/0 10:47	0-1,1/1 14:53	DNP	0-1,2/1 10:32	DNP
Mar 22	Vs LAK	DNP	0-0,0/-1 18:19	DNP	0-0,0/0 09:09	DNP
Mar 24	Vs VGK	0-0,1/0 04:21	0-0,1/0 17:15	DNP	0-0,0/0 06:21	DNP
Mar 26	@ VGK	0-0,1/0 07:04	0-0,1/-1 14:40	0-0,0/0 05:57	0-0,0/0 07:31	DNP
Mar 28	Vs PHI	0-1,0/1 08:07	0-0,1/-1 16:47	DNP	0-0,1/0 09:02	0-0,1/0 10:30
Mar 30	Vs CHI	DNP	0-1,2/0 20:46	DNP	0-0,3/0 11:51	0-0,1/0 13:41
Apr 1	@ ANA	DNP	0-0,2/-2 20:06	DNP	0-0,0/0 07:24	0-0,2/1 08:06
Apr 2	@ LAK	DNP	0-0,4/0 22:55	DNP	0-0,0/-1 09:23	DNP
Apr 5	@ SJS	DNP	0-0,0/1 20:36	DNP	0-0,0/-1 07:19	DNP
Apr 7	Vs STL	DNP	1-0,2/2 20:19	DNP	0-0,2/0 08:58	DNP

# PLAYER GAME-BY-GAME

Date	Opp.	NIETO #83	KAMENEV #91	LANDESKOG #92	MIRONOV #94	RANTANEN #96
Oct 5	@ NYR	0-0,0/0 10:19		1-0,5/1 19:59	0-0,0/0 11:24	1-0,2/0 16:05
Oct 7	@ NJD	DNP		0-0,1/-1 18:50	DNP	0-0,2/0 18:10
Oct 9	@ BOS	DNP		0-0,1/0 17:22	DNP	0-1,5/1 17:39
Oct 11	Vs BOS	DNP		0-2,3/1 19:41	DNP	0-1,4/1 15:33
Oct 13	Vs ANA	0-0,0/0 12:52		1-0,4/0 21:16	DNP	0-2,0/-1 18:42
Oct 14	@ DAL	0-0,0/0 11:57		0-0,4/1 21:35	DNP	0-0,4/-1 17:36
Oct 17	@ NSH	DNP		0-0,1/-1 18:57	DNP	0-1,2/-1 14:50
Oct 19	Vs STL	DNP		0-0,4/0 18:01	MIN	0-1,4/-3 21:13
Oct 24	Vs DAL	3-0,3/4 15:06		1-1,5/2 16:41	DNP	0-0,1/-2 16:33
Oct 27	@ VGK	0-0,0/-1 17:46		0-0,4/-2 19:05	DNP	0-0,0/-2 14:59
Oct 28	Vs CHI	0-0,0/-1 14:50		0-1,1/2 19:39	0-0,0/1 11:22	2-1,3/1 17:51
Nov 2	Vs CAR	0-1,2/1 15:03		1-0(W),2/1 23:24	0-0,1/-1 11:18	1-0,1/1 20:31
Nov 4	@ PHI	INJ		0-0,1/-2 23:28	0-0,0/0 08:53	1-0,3/-1 19:58
Nov 5	@ NYI	INJ		1-1,3/1 21:36	DNP	0-0,3/1 21:29
Nov 10	Vs OTT	0-0,1/-3 15:02	DNP	0-1,2/0 21:28	DNP	0-1,0/1 19:48
Nov 11	@ OTT	0-0,0/0 13:56	DNP	0-0,1/0 20:59	0-1,0/0 10:43	0-0,0/0 19:02
Nov 16	Vs WSH	0-0,1/0 14:24	0-0,0/0 04:06	3-0,7/2 20:23	0-0,0/0 14:21	1-3,5/3 17:53
Nov 18	@ NSH	0-0,2/-1 13:44	INJ	0-0,5/-1 20:40	1-1,1/2 09:46	0-0,1/-1 19:18
Nov 19	@ DET	0-0,2/0 14:34	INJ	0-1,3/2 21:59	DNP	0-0,1/1 22:22
Nov 22	Vs DAL	0-0,0/0 14:13	INJ	1-0,4/3 19:54	DNP	0-2,3/2 18:47
Nov 24	@ MIN	0-0,0/0 13:39	INJ	0-1,1/1 22:21	0-0,0/1 10:44	0-0,2/0 21:40
Nov 25	Vs CGY	0-0,0/-1 11:39	INJ	0-0,2/-1 21:55	0-0,1/0 09:35	1-0,2/-1 18:45
Nov 29	Vs WPG	0-0,3/-1 14:52	INJ	SUS	MIN	0-0,0/0 18:42
Dec 1	Vs NJD	0-0,1/0 13:07	INJ	SUS	MIN	0-0,1/-1 18:42
Dec 3	Vs DAL	0-1,2/-1 14:20	INJ	SUS	MIN	1-0,3/-1 19:20
Dec 5	Vs BUF	0-0,1/0 11:44	INJ	SUS	MIN	0-1,3/-3 23:01
Dec 7	@ TBL	0-0,0/0 14:15	INJ	1-0,3/0 20:48	MIN	0-0,2/0 18:39
Dec 9	@ FLA	1-2,2/3 14:16	INJ	0-1,1/0 20:01	MIN	1-1,3/1 15:55
Dec 11	@ PIT	0-0,1/-1 15:47	INJ	0-0,1/0 19:02	MIN	0-0,2/0 17:08
Dec 12	@ WSH	0-1,0/0 11:50	INJ	0-0,0/-3 20:11	MIN	0-1,3/-2 20:45
Dec 14	Vs FLA	0-0,1/0 16:38	INJ	0-0,1/0 19:38	MIN	0-1,3/0 18:21
Dec 16	Vs TBL	0-0,2/-2 12:08	INJ	3-2,5/2 22:00	MIN	0-1,4/0 19:29
Dec 18	Vs PIT	0-1,0/1 14:19	INJ	0-1,2/1 18:28	MIN	1-1,5/0 17:49
Dec 21	@ LAK	0-0,0/0 15:47	INJ	1-0,2/1 20:52	MIN	0-1,2/0 19:20
Dec 23	@ ARI	1-1,1/2 13:00	INJ	0-0,0/-2 18:56	MIN	0-1,0/-1 19:45
Dec 27	Vs ARI	0-0,0/-1 13:28	INJ	0-1,2/0 20:50	MIN	1-0,1/0 17:47
Dec 29	Vs TOR	0-0,0/-1 15:18	INJ	0-1,2/2 23:43	DNP	1-0,4/3 22:00
Dec 31	Vs NYI	1-0(W),5/1 13:57	INJ	2-1,6/1 17:46	0-0,0/-1 12:22	0-0,4/1 15:54
Jan 2	Vs WPG	0-0,0/0 15:18	INJ	0-0,0/1 21:30	DNP	1-2,4/3 17:40
Jan 4	Vs CBJ	1-0,2/1 15:11	INJ	0-0,1/0 18:48	DNP	1-1(W),3/1 15:43
Jan 6	Vs MIN	0-0,4/0 16:17	INJ	0-1,3/1 18:34	DNP	1-2,2/1 16:13
Jan 13	@ DAL	0-0,0/1 15:39	INJ	0-0,1/0 19:01	MIN	0-0,1/0 16:58
Jan 15	Vs ANA	1-0,2/1 15:58	INJ	0-1,3/0 20:59	MIN	0-0,2/0 20:00
Jan 18	Vs SJS	1-1,2/1 14:29	INJ	0-1,2/0 18:42	MIN	1-2(W),3/1 17:20
Jan 20	Vs NYR	0-0,1/0 16:25	INJ	0-0,1/3 19:23	MIN	1-1,3/3 18:29
Jan 22	@ TOR	0-0,0/1 17:06	INJ	1-0,3/0 20:15	MIN	0-1,0/0 19:21
Jan 23	@ MTL	0-0,2/1 14:05	INJ	0-1,0/-2 20:10	MIN	0-0,1/-1 17:57
Jan 25	@ STL	0-0,1/-1 15:32	INJ	0-0,2/-1 19:47	MIN	0-0,3/-1 20:33
Jan 30	@ VAN	INJ	INJ	2-0,5/1 21:10	DNP	0-2,2/1 19:41
Feb 1	@ EDM	0-0,1/0 17:22	INJ	0-2,1/-1 17:40	DNP	0-1,2/-2 15:35
Feb 3	@ WPG	0-0,1/0 17:55	INJ	0-0,1/-1 18:01	DNP	0-0,2/-1 18:34
Feb 6	Vs SJS	0-0,1/0 17:39	INJ	0-0,1/0 19:09	DNP	INJ
Feb 8	@ STL	0-0,0/-1 12:27	INJ	0-0,0/0 17:09	DNP	0-0,3/0 17:38
Feb 10	@ CAR	0-0,2/-1 14:40	INJ	0-0,1/-2 18:49	DNP	0-1,1/1 19:01
Feb 11	@ BUF	1-0,4/2 16:05	INJ	0-1,0/2 17:50	DNP	0-1,4/-1 19:22
Feb 14	Vs MTL	0-0,0/0 19:09	INJ	0-1,7/1 20:11	MIN	0-0,0/0 18:06
Feb 16	@ WPG	0-0,0/-1 14:12	INJ	0-0,4/-2 17:06	MIN	1-0,3/-1 15:06
Feb 18	Vs EDM	0-0,1/-2 12:44	INJ	0-0,0/-2 23:42	MIN	0-0,2/-2 23:25
Feb 20	@ VAN	0-0,1/-1 13:52	INJ	1-1,4/-2 21:42	DNP	1-2,2/-2 22:17
Feb 22	@ EDM	0-0,2/1 16:46	INJ	0-0,1/-1 20:42	DNP	0-0,1/-2 18:57
Feb 24	@ CGY	0-0,2/0 17:05	INJ	0-0,1/-1 15:52	DNP	0-0,0/-1 16:57
Feb 26	Vs VAN	0-0,1/-1 13:56	INJ	0-1,2/2 20:02	MIN	1-1,1/2 19:38
Feb 28	Vs CGY	1-0,1/0 16:22	INJ	0-1,1/0 20:55	MIN	0-1,4/1 18:32
Mar 2	Vs MIN	1-0,2/2 16:54	INJ	1-0,2/4 17:20	MIN	1-3,1/4 18:52
Mar 4	Vs NSH	1-0,0/1 14:44	INJ	0-0,1/0 22:48	MIN	1-0,2/-1 21:20
Mar 6	@ CHI	0-0,1/0 15:17	INJ	0-1,4/-1 20:20	MIN	0-0,0/-1 18:23
Mar 8	@ CBJ	0-0,0/0 10:06	INJ	1-0,1/-1 20:28	MIN	0-2,4/0 19:00
Mar 10	Vs ARI	0-0,2/2 17:21	INJ	0-0,1/2 20:14	MIN	1-2,2/2 18:36
Mar 13	@ MIN	0-0,0/0 14:35	MIN	0-0,0/1 20:49	MIN	0-1,1/0 18:16
Mar 15	@ STL	0-0,1/-1 17:22	MIN	0-3,3/4 18:39	MIN	2-2,3/4 18:39
Mar 16	Vs NSH	0-0,3/0 13:39	MIN	1-0,4/1 23:12	MIN	0-1,0/0 22:13
Mar 18	Vs DET	0-1,0/1 14:29	0-0,0/-1 10:03	1-2,2/3 18:21	MIN	0-2,2/2 17:54
Mar 20	@ CHI	0-0,1/1 16:09	DNP	0-0,2/1 20:04	MIN	1-1(W),2/1 20:27
Mar 22	Vs LAK	0-0,4/-1 17:07	0-0,1/-1 12:19	0-1,1/-1 20:16	MIN	1-0,4/-1 20:11
Mar 24	Vs VGK	0-0,1/0 19:20	DNP	0-0,8/0 23:54	MIN	0-0,4/0 23:15
Mar 26	@ VGK	0-1,4/0 13:13	DNP	0-0,0/0 23:26	MIN	0-0,2/0 22:25
Mar 28	Vs PHI	1-0,1/0 14:00	DNP	0-0,3/-1 22:09	MIN	0-0,4/-1 21:41
Mar 30	Vs CHI	0-0,0/1 13:45	DNP	0-1,4/0 17:16	MIN	1-1,2/0 16:20
Apr 1	@ ANA	0-0,1/-1 17:31	DNP	0-1,3/-3 20:27	MIN	0-0,2/-3 20:07
Apr 2	@ LAK	0-0,1/0 16:28	DNP	0-0,1/-1 19:51	MIN	0-0,2/-1 20:57
Apr 5	@ SJS	0-1,0/1 15:03	DNP	0-0,3/-1 20:36	MIN	1-0,1/-2 20:52
Apr 7	Vs STL	1-0,1/1 16:09	DNP	1-2,6/2 22:23	MIN	0-1,3/1 22:07

SEASON RECAP



# PLAYER GAME-BY-GAME

Date	Opp.	VARLAMOV #1	MARTIN #30	HAMMOND #35	BERNIER #45
Oct 5	@ NYR	2/39 W 59:58			DND
Oct 7	@ NJD	DND			4/39 L 59:16
Oct 9	@ BOS	0/29 W 60:00			DND
Oct 11	Vs BOS	3/23 W 60:00			DND
Oct 13	Vs ANA	DND			1/18 W 59:59
Oct 14	@ DAL	2/35 L 58:51			DND
Oct 17	@ NSH	4/34 L 60:00			DND
Oct 19	Vs STL	DND			4/28 L 58:19
Oct 24	Vs DAL	3/37 W 59:41			DND
Oct 27	@ VGK	7/21 L 59:57			DND
Oct 28	Vs CHI	DND			3/42 W 60:00
Nov 2	Vs CAR	3/60 W 59:44			DND
Nov 4	@ PHI	4/37 W 65:00			DND
Nov 5	@ NYI	DND			6/28 L 60:00
Nov 10	Vs OTT	4/32 O 60:59			DND
Nov 11	@ OTT	DND			4/40 L 58:31
Nov 16	Vs WSH	2/30 W 60:00			DND
Nov 18	@ NSH	5/24 L 60:00			DND
Nov 19	@ DET	DND			3/24 W 61:55
Nov 22	Vs DAL	INJ		DND	0/28 W 59:48
Nov 24	@ MIN	INJ		DND	2/27 O 65:00
Nov 25	Vs CGY	INJ		DND	3/28 L 58:46
Nov 29	Vs WPG	2/33 W 60:44		MIN	DND
Dec 1	Vs NJD	2/21 L 57:50		MIN	DND
Dec 3	Vs DAL	2/18 30:07		MIN	4/9 L 27:52
Dec 5	Vs BUF	3/34 L 58:02		MIN	DND
Dec 7	@ TBL	4/31 L 58:44		MIN	DND
Dec 9	@ FLA	3/42 W 60:00		MIN	DND
Dec 11	@ PIT	DND		MIN	1/40 W 60:00
Dec 12	@ WSH	4/26 L 59:48		MIN	DND
Dec 14	Vs FLA	1/33 W 59:57		MIN	DND
Dec 16	Vs TBL	DND		MIN	6/31 L 57:17
Dec 18	Vs PIT	2/32 W 60:00		MIN	DND
Dec 21	@ LAK	2/27 O 60:44		MIN	DND
Dec 23	@ ARI	2/34 W 60:00		MIN	DND
Dec 27	Vs ARI	3/27 L 57:55		MIN	DND
Dec 29	Vs TOR	3/34 W 63:25		MIN	DND
Dec 31	Vs NYI	DND		MIN	1/28 W 60:00
Jan 2	Vs WPG	0/21 34:15		MIN	2/23 W 30:35
Jan 4	Vs CBJ	INJ		DND	0/34 W 59:49
Jan 6	Vs MIN	INJ		DND	2/36 W 60:00
Jan 13	@ DAL	INJ		DND	1/28 W 60:00
Jan 15	Vs ANA	INJ		DND	1/34 W 60:00
Jan 18	Vs SJS	INJ		DND	3/48 W 60:00
Jan 20	Vs NYR	INJ		DND	1/28 W 60:00
Jan 22	@ TOR	INJ		DND	2/31 W 60:00
Jan 23	@ MTL	INJ		DND	3/39 L 59:43
Jan 25	@ STL	INJ		DND	3/34 L 58:45
Jan 30	@ VAN	INJ		DND	4/26 O 60:37
Feb 1	@ EDM	DND		MIN	3/32 W 62:15
Feb 3	@ WPG	2/31 L 58:34		MIN	DND
Feb 6	Vs SJS	DND		MIN	1/39 W 60:00
Feb 8	@ STL	3/11 34:20		MIN	3/20 L 25:05
Feb 10	@ CAR	3/35 L 57:45		MIN	DND
Feb 11	@ BUF	DND		MIN	4/32 W 59:39
Feb 14	Vs MTL	0/44 W 59:55		MIN	DND
Feb 16	@ WPG	2/8 20:00		MIN	4/20 L 39:57
Feb 18	Vs EDM	3/39 L 58:23		DND	INJ
Feb 20	@ VAN	4/28 W 63:36		DND	INJ
Feb 22	@ EDM	3/46 O 62:19		DND	INJ
Feb 24	@ CGY	5/29 L 59:43		DND	INJ
Feb 26	Vs VAN	1/32 W 59:53		INJ	INJ
Feb 28	Vs CGY	2/32 W 60:00	DND	INJ	INJ
Mar 2	Vs MIN	1/32 W 60:00	DND	INJ	INJ
Mar 4	Vs NSH	4/31 O 60:34	DND	INJ	INJ
Mar 6	@ CHI	2/27 O 60:09	MIN	INJ	DND
Mar 8	@ CBJ	5/44 O 60:26	MIN	INJ	DND
Mar 10	Vs ARI	0/4 12:33	MIN	INJ	2/24 W 46:47
Mar 13	@ MIN	1/34 W 60:00	DND	INJ	INJ
Mar 15	@ STL	1/45 W 60:00	DND	INJ	INJ
Mar 16	Vs NSH	3/27 L 58:41	DND	INJ	INJ
Mar 18	Vs DET	1/38 W 60:00	DND	INJ	INJ
Mar 20	@ CHI	1/45 W 60:00	DND	INJ	INJ
Mar 22	Vs LAK	5/20 L 32:27	MIN	INJ	2/15 27:33
Mar 24	Vs VGK	1/40 W 65:00	DND	INJ	INJ
Mar 26	@ VGK	3/29 L 57:33	DND	MIN	INJ
Mar 28	Vs PHI	INJ	DND	2/33 L 58:22	INJ
Mar 30	Vs CHI	0/30 W 53:31	MIN	DNP	0/3 06:25
Apr 1	@ ANA	INJ	MIN	DND	4/42 O 61:34
Apr 2	@ LAK	INJ	MIN	DND	3/25 L 57:28
Apr 5	@ SJS	INJ	MIN	DND	3/35 L 58:43
Apr 7	Vs STL	INJ	MIN	DND	2/34 W 59:45

**TEAM SCORING**

GOALS - GAME	7 (3x)	March 2 vs. Minnesota Jan. 6 vs. Minnesota Dec. 9 at Florida
GOALS - PERIOD	4 (6x)	March 2 vs. Minnesota (2nd) Feb. 28 vs. Calgary (2nd) Dec. 31 vs. NY Islanders (2nd) Dec. 23 at Arizona (2nd) Dec. 16 vs. Tampa Bay (3rd) Dec. 9 at Florida (3rd)
GOALS AGAINST - GAME	7 (3x)	March 22 vs. Los Angeles Dec. 3 vs. Dallas Oct. 27 at Vegas
GOALS AGAINST - PERIOD	4 (3x)	Feb 8 at St. Louis (2nd) Dec. 16 vs. Tampa Bay (2nd) Oct. 27 at Vegas (2nd)
FEWEST GOALS - GAME	0 (2x)	Feb. 3 at Winnipeg Oct. 27 at Vegas
FEWEST GOALS AGAINST - GAME	0 (5x)	March 30 vs. Chicago Feb. 14 vs. Montreal Jan. 4 vs. Columbus Nov. 22 vs. Dallas Oct. 9 at Boston
MOST COMBINED GOALS - GAME	11	Dec. 16 vs. Tampa Bay (5-6)

**POWER PLAY/PENALTY KILL**

POWER PLAY GOALS - GAME	5	Feb. 20, 2018 at Vancouver
POWER PLAY GOALS AGAINST - GAME	3	Oct. 7 at New Jersey
POWER PLAY GOALS - PERIOD	3	Feb. 20, 2018 at Vancouver (2nd)
MOST POWER-PLAY CHANCES, GAME	8	Oct. 13 vs. Anaheim
FEWEST POWER-PLAY CHANCES, GAME	0	Jan. 22 at Toronto
SHORT-HANDED GOALS - GAME	1 (7x)	last: Feb. 11 at Buffalo
SHORT-HANDED GOALS AGAINST - GAME	2 (2x)	Feb. 11 at Buffalo Dec. 23 at Arizona
MOST PENALTY KILLS	7	Jan. 18 vs. San Jose (7/7)
CONSECUTIVE PENALTY KILLS	36	Dec 7 - Jan. 2

**SHOTS ON GOAL**

SHOTS - GAME	48	Dec. 31 vs. NY Islanders
SHOTS AGAINST - GAME	60	Nov. 2 vs. Carolina
SHOTS - PERIOD	23	Dec. 31 vs. NY Islanders (2nd)
SHOTS AGAINST - PERIOD	22 (3x)	March 15 at St. Louis (3rd) Nov. 2 vs. Carolina (1st & 3rd)
FEWEST SHOTS - GAME	18	Nov. 11 at Ottawa in Sweden
FEWEST SHOTS AGAINST - GAME	18	Oct. 13 vs. Anaheim
FEWEST SHOTS - PERIOD (not including OT)	3 (4x)	Feb. 1 at Edmonton (3rd) Jan. 15 vs. Anaheim (3rd) Dec. 14 vs. Florida (2nd) Nov. 10 vs. Ottawa in Sweden (2nd)
FEWEST SHOTS AGAINST - PERIOD (not including OT)	3 (2x)	Nov. 24 at Minnesota (3rd) Oct. 19 vs. St. Louis (3rd)

**COMEBACKS**

LARGEST COMEBACK WIN	3 goals	Feb. 20 at Vancouver (down 1-4, won 5-4 in OT)
LARGEST LEAD BLOWN, DEFEAT	2 goals	March 8 at Columbus (led 2-0, lost 5-4 in OT)

# SEASON HIGHS & LOWS

## PENALTY MINUTES

PENALTY MINUTES - GAME	34	Dec. 23 at Arizona
PENALTY MINUTES BY OPPONENT - GAME	40	Dec. 23 at Arizona
COMBINED PENALTY MINUTES - GAME	74	Dec. 23 at Arizona (34-40)
FEWEST PENALTY MINUTES - GAME	2 (6x)	March 30 vs. Chicago March 24 vs. Vegas Feb. 18 vs. Edmonton Jan. 20 vs. NY Rangers Dec. 14 vs. Florida Dec. 12 at Washington
FEWEST PENALTY MINUTES AGAINST - GAME	0	Jan. 22 at Toronto
FEWEST COMBINED PENALTY MINUTES - GAME	6 (3x)	Feb. 22 at Edmonton (4-2) Feb. 3 at Winnipeg (4-2) Jan. 22 at Toronto (6-0)

## MISCELLANEOUS

MOST HITS - GAME	35	March 6 at Chicago
MOST BLOCKED SHOTS - GAME	33	March 20 at Chicago
MOST TAKEAWAYS - GAME	15	Oct. 9 at Boston
MOST FACEOFF WINS - GAME	41	Nov. 11 at Ottawa in Sweden
BEST FACEOFF WIN PERCENTAGE - GAME	57%	Dec. 16 vs. Tampa Bay (37-28)
LARGEST MARGIN OF VICTORY	6 goals	March 2 vs. Minnesota (7-1)
LARGEST MARGIN OF DEFEAT	7 goals	Oct. 27 at Vegas (0-7)

## WINNING / LOSING STREAKS

LONGEST WINNING STREAK	10 games	Dec. 29 - Jan. 22
HOME WINNING STREAK	10 games	Dec. 29 - Feb. 14
ROAD WINNING STREAK	3 games (2x)	March 13-20 Dec. 23 - Jan. 22
LONGEST WITHOUT REGULATION LOSS	10 games	Dec. 29 - Jan. 22 (10-0-0)
LONGEST LOSING STREAK (regulation)	4 games	Dec. 1-7
LONGEST WINLESS STREAK	4 games	Dec. 1-7 (0-4-0)
HOME LOSING STREAK (regulation)	3 games	Dec. 1-5
ROAD LOSING STREAK (regulation)	3 games (2x)	Feb. 3-10 Oct. 14-27
CONSECUTIVE HOME GAMES WITH A POINT	10 games	Dec. 29 - Feb. 14 (10-0-0)
CONSECUTIVE ROAD GAMES WITH A POINT	5 games	March 6-20 (3-0-2)
HOME WINLESS STREAK	3 games	Dec. 1-5 (0-3-0)
ROAD WINLESS STREAK	4 games (2x)	March 26 - April 5 (0-3-1) end of season Feb. 22 - March 8 (0-1-3)

## SHOOTOUTS

LONGEST SHOOTOUT	3 rounds / 6 shooters	March 24 vs. Vegas Nov. 4 at Philadelphia
------------------	-----------------------	--

## INDIVIDUAL HIGHS

GOALS - GAME	3 (3x)	Gabriel Landeskog, Dec. 16 vs. Tampa Bay Gabriel Landeskog, Nov. 16 vs. Washington Matt Nieto, Oct. 24 vs. Dallas
ASSISTS - GAME	4 (2x)	Tyson Barrie, Feb. 20, 2018 at Vancouver Nathan MacKinnon, Nov. 16 vs. Washington Nathan MacKinnon, March 2 vs. Minnesota
POINTS - GAME	5 (4x)	Tyson Barrie, Feb. 20, 2018 at Vancouver Gabriel Landeskog, Dec. 16 vs. Tampa Bay Nathan MacKinnon, Nov. 16 vs. Washington Tyson Barrie, Feb. 20 at Vancouver
POINTS BY A DEFENSESMAN - GAME	5	Nathan MacKinnon, March 18 vs. Detroit
SHOTS - GAME	11	Erik Johnson, Dec. 16 vs. Tampa Bay
PENALTY MINUTES - GAME	17	Nathan MacKinnon, March 2 vs. Minnesota
BEST PLUS/MINUS RATIO - GAME	+5	Erik Johnson, Nov. 19 at Detroit
MOST ICE TIME	30:48	Patrik Nemeth, Dec. 23 at Arizona
BLOCKED SHOTS	11	Nikita Zadorov, March 22 vs. Los Angeles
HITS	15	

## SEASON HIGHS & LOWS

FACEOFF WINS	14 (3x)	Nathan MacKinnon, Jan. 2 vs. Winnipeg Matt Duchene, Oct. 24 vs. Dallas J.T. Compher, Oct. 13 vs. Anaheim
FACEOFF PERCENTAGE (min 15 draws)	69%	Nathan MacKinnon, March 22 vs. Los Angeles (11-5)
POWER-PLAY GOALS - GAME	2 (3x)	Carl Soderberg Jan. 6 vs. Minnesota Gabriel Landeskog, Dec. 31 vs. NY Islanders Nathan MacKinnon, Dec. 5 vs. Buffalo
GOALS - PERIOD	2 (12x)	last: Tyson Jost, April 1 at Anaheim
POINTS - PERIOD	4	Gabriel Landeskog, Dec. 16 vs. Tampa Bay (3rd)

### INDIVIDUAL STREAKS

LONGEST POINT STREAK	14 games	Nathan MacKinnon, Feb. 24–March 22
LONGEST GOAL STREAK	5 games	Nathan MacKinnon, Jan. 6-20
LONGEST ASSIST STREAK	7 games	Mikko Rantanen, March 8-20

### GOALTENDING

SAVES - GAME	57	Semyon Varlamov, Nov. 2 vs. Carolina
SAVES - PERIOD	22	Semyon Varlamov, Nov. 2 vs. Carolina (3rd)
LONGEST WINNING STREAK	9 games	Jonathan Bernier, Dec. 31–Jan. 22
LONGEST STREAK W/O REGULATION LOSS	9 games	Jonathan Bernier, Dec. 31–Jan. 22 (9-0-0)
LONGEST SHUTOUT STREAK	117:08	Semyon Varlamov, Oct. 9-11
MOST CONSECUTIVE STARTS	11 games	Jonathan Bernier, Jan. 4–Feb. 1

### FASTEST GOALS

FASTEST GOAL TO START - GAME	0:17	Gabriel Landeskog, Nov. 16 vs. Washington
FASTEST GOAL AGAINST TO START - GAME	0:18	Michael Frolik, Feb. 24 at Calgary
FASTEST GOAL TO START - PERIOD	0:11	Nathan MacKinnon, March 13 at Minnesota (3rd)
FASTEST GOAL AGAINST TO START - PERIOD	0:12	Mike Hoffman, Nov. 11 at Ottawa in Sweden
FASTEST TWO GOALS	0:12	Tyson Barrie 6:55, Carl Soderberg 7:07 (1st), March 8 at Columbus
FASTEST TWO GOALS AGAINST	0:19	Nikita Kucherov 9:11, Anton Stralman 9:30 (2nd), Dec. 16 vs. Tampa Bay
FASTEST TWO GOALS BY ONE PLAYER	0:21	Alexander Kerfoot 19:30 and 19:51 (3rd), Nov. 5 at NY Islanders
FASTEST TWO GOALS AGAINST BY ONE PLAYER	2:30	Mika Zibanejad 17:28 & 19:58 (1st), Oct. 5 at NY Rangers
FASTEST THREE GOALS	2:30	J.T. Compher 11:36, Nail Yakupov 13:26, Matt Nieto 14:06 (2nd), Dec. 23 at Arizona
FASTEST THREE GOALS AGAINST	2:11	Nikita Kucherov 9:11, Anton Stralman 9:30, Victor Hedman 11:22 (2nd), Dec. 16 vs. Tampa Bay
FASTEST FOUR GOALS	3:46	Carl Soderberg 10:20, J.T. Compher 11:36, Nail Yakupov 13:26, Matt Nieto 14:06 (2nd), Dec. 23 at Arizona
FASTEST OVERTIME GOAL	0:59	Nathan MacKinnon, Nov. 29 vs. Winnipeg
FASTEST OVERTIME GOAL - AGAINST	0:09	Jonathan Toews, March 6 at Chicago

### HAT TRICKS

AVALANCHE (3): Matt Nieto, Oct. 24 vs. Dallas; Gabriel Landeskog, Nov. 16 vs. Washington; Gabriel Landeskog, Dec. 16 vs. Tampa Bay  
OPPONENT (2): Connor McDavid, Feb. 18 vs. Edmonton; Anze Kopitar (four goals), March 22 vs. Los Angeles

### PENALTY SHOTS

AVALANCHE (1-2): Matt Nieto, Nov. 10 vs. Ottawa in Sweden (unsuccessful); Gabriel Landeskog, Nov. 16 vs. Washington (goal)  
OPPONENT (0-0): None

## SEASON HIGHS & LOWS

### EMPTY-NET GOALS

**AVALANCHE** (20): Gabriel Landeskog, Oct. 5 at NY Rangers; Nail Yakupov, Oct. 9 at Boston; Sven Andrighetto and Tyson Jost, Oct. 11 vs. Boston; Nikita Zadorov, Oct. 13 vs. Anaheim; Matt Nieto, Oct. 24 vs. Dallas; Matt Nieto and Carl Soderberg, Dec. 9 at Florida; Blake Comeau, Dec. 11 at Pittsburgh; Mikko Rantanen, Dec. 18 vs. Pittsburgh; Mark Barberio, Jan. 13 at Dallas; Mikko Rantanen, Jan. 20 vs. NY Rangers; Gabriel Landeskog, Jan. 22 at Toronto; J.T. Compher, Feb. 6 vs. San Jose; Nathan MacKinnon, Feb. 26 vs. Vancouver; Duncan Siemens, Feb. 28 vs. Calgary; Mikko Rantanen, March 15 at St. Louis; Erik Johnson, March 20 at Chicago; Gabriel Landeskog and Matt Nieto, April 7 vs. St. Louis

**OPPONENT** (11): Esa Lindell, Oct. 14 at Dallas; Devin Shore, Dec. 3 vs. Dallas; Jack Eichel, Dec. 5 vs. Buffalo; Brayden Point, Dec. 7 vs. Tampa Bay; Devante Smith-Pelly, Dec. 12 at Washington; Brendan Gallagher, Jan. 23 at Montreal; Nikolaj Ehlers, Feb. 3 at Winnipeg; Connor McDavid, Feb. 18 vs. Edmonton; Filip Forsberg, March 16 vs. Nashville; William Karlsson, March 26 at Vegas; Tomas Hertl, April 5 at San Jose

### PULLED-GOALIE GOALS (IN FINAL 3 MINUTES OF THIRD PERIOD)

**AVALANCHE** (1 time, Avs 1-0-0 record): Carl Soderberg, Nov. 19 at Detroit (tied game 3-3 with 0:46 left, Avs won 4-3 in OT)

**OPPONENT** (8 times, opponent 1-4-3 record, Avs 7-1-0): Phil Kessel, Dec. 11 at Pittsburgh (made game 2-1, Avs won 2-1); James Van Riemsdyk, Dec. 29 vs. Toronto (tied game 3-3, Avs won 4-3 in OT); Blake Wheeler, Jan. 2 vs. Winnipeg (tied game 2-2, Avs won 3-2 in OT); Connor McDavid, Feb. 1 at Edmonton (tied game 3-3, Avs won 4-3 in OT); Evander Kane, Feb. 11 at Buffalo (made game 5-4, Avs won 5-4); Daniel Sedin, Feb. 26 vs. Vancouver (made game 2-1, Avs won 3-1); Ryan Ellis, March 4 vs. Nashville (made game 3-3, Predators won 4-3 in OT); Brayden Schenn, April 7 vs. St. Louis (made game 4-2, Avs won 5-2)

### OVERTIME GOALS

**AVALANCHE** (6): Nathan MacKinnon, Nov. 19 at Detroit; Nathan MacKinnon, Nov. 29 vs. Winnipeg; J.T. Compher, Dec. 29 vs. Toronto; Erik Johnson, Jan. 2 vs. Winnipeg; J.T. Compher, Feb. 1 at Edmonton; Nathan MacKinnon, Feb. 20, 2018 at Vancouver.

**OPPONENT** (8): Mark Stone, Nov. 10 vs. Ottawa in Sweden; Dustin Brown, Dec. 21 at Los Angeles; Sven Baertschi, Jan. 30 at Vancouver; Connor McDavid, Feb. 22 at Edmonton; Filip Forsberg, March 4 vs. Nashville; Jonathan Toews, March 6 at Chicago; Seth Jones, March 8 at Columbus; Ondrej Kase, April 1 at Anaheim



Patrick Nemeth led Colorado and ranked fourth among NHL defensemen with a +27 plus/minus rating, the highest by an Avalanche player since 2003-04 (Alex Tanguay +30)

## WESTERN CONFERENCE FIRST ROUND

### #1 NASHVILLE PREDATORS vs. #4 COLORADO AVALANCHE

SUMMARY: WON 2 – LOST 4

GAME	DATE	SITE	RESULT	ATT.	GOALTENDERS	GW GOAL
Game 1	Thu, April 12	at Nashville	L, 2-5	17,301	Rinne vs. Bernier	F. Forsberg
Game 2	Sat, April 14	at Nashville	L, 4-5	17,369	Rinne vs. Bernier	R. Hartman
Game 3	Mon, April 16	NASHVILLE	W, 5-3	18,087	Bernier vs. Rinne/Saros	N. MacKinnon
Game 4	Wed, April 18	NASHVILLE	L, 2-3	18,087	Rinne vs. Bernier/Hammond	C. Smith
Game 5	Fri, April 20	at Nashville	W, 2-1	17,504	Hammond vs. Rinne	S. Andrighetto
Game 6	Sun, April 22	NASHVILLE	L, 0-5	18,087	Rinne vs. Hammond	M. Ekholm

GOALS BY PERIOD	1ST	2ND	3RD	OT	TOTAL
Colorado	5	3	7	0	15
Nashville	3	10	9	0	22

SHOTS BY PERIOD	1ST	2ND	3RD	OT	TOTAL
Colorado	56	60	56	0	172
Nashville	65	69	78	0	212

**COLORADO POWER PLAY:** 2-20 (10.0%)

**NASHVILLE POWER PLAY:** 3-16 (18.8%)

**COLORADO PENALTY KILL:** 16-19 (84.2%)

**NASHVILLE PENALTY KILL:** 18-20 (90.0%)



Gabriel Landeskog led Colorado with seven points during the 2018 Stanley Cup Playoffs, and was the first Avalanche player to score a goal in four straight postseason games since Joe Sakic in 2001

# PLAYOFF PLAYER GAME-BY-GAME

Date & Opp	#4 BARRIE	#5 WARSOFSKY	#6 JOHNSON	#7 ALT	#10 ANDRIGHETTO
Apr 12 @ NSH	0-0,0/-2 23:57	0-0,0/0 09:32	INJ	DND	0-0,0/0 14:46
Apr 14 @ NSH	0-2,4/-3 22:10	0-0,2/2 13:27	INJ	DND	0-0,3/0 11:34
Apr 16 vs. NSH	0-0,1/3 23:29	0-0,0/-1 06:31	INJ	DND	0-0,0/0 13:02
Apr 18 vs. NSH	0-1,3/-1 27:46	0-0,0/0 06:59	INJ	DND	0-0,3/0 13:56
Apr 20 @ NSH	0-1,2/1 20:32	DND	INJ	DND	1-0(W),3/1 12:10
Apr 22 vs. NSH	0-0,2/-1 24:11	DND	INJ	DND	0-0,3/0 10:06

Date & Opp	#12 NEMETH	#13 KERFOOT	#14 COMEAU	#15 SIEMENS	#16 ZADOROV
Apr 12 @ NSH	0-0,2/0 19:07	0-0,0/0 12:47	1-0,3/0 14:04	DND	1-0,2/-1 21:11
Apr 14 @ NSH	0-0,2/-1 25:54	1-0,1/-1 10:33	0-0,2/-1 14:22	0-0,0/0 10:09	0-1,2/1 19:24
Apr 16 vs. NSH	0-1,0/2 25:20	0-0,1/0 10:11	1-0,2/0 15:35	0-0,0/-2 09:07	0-0,1/3 21:58
Apr 18 vs. NSH	0-0,1/-1 19:43	1-0,4/0 14:53	0-0,1/0 13:55	0-0,1/-1 06:07	0-1,2/0 24:28
Apr 20 @ NSH	0-0,1/0 24:30	0-0,0/0 10:54	0-0,1/0 17:09	0-0,0/0 04:11	0-0,0/1 22:59
Apr 22 vs. NSH	0-0,2/-2 27:40	0-0,1/0 14:30	0-0,0/-2 16:30	0-0,0/-1 07:10	0-0,2/-3 14:38

Date & Opp	#17 JOST	#22 WILSON	#29 MacKINNON	#34 SODERBERG	#37 COMPHER
Apr 12 @ NSH	0-0,1/-2 17:06	0-0,2/0 09:09	0-1,3/-2 21:06	0-1,0/0 16:42	0-0,1/-1 12:27
Apr 14 @ NSH	0-0,0/0 14:39	0-1,0/1 11:10	1-1,6/0 24:58	0-0,0/0 13:15	0-1,1/1 10:37
Apr 16 vs. NSH	0-0,3/0 14:05	0-0,3/0 11:49	2-0(W),7/3 22:11	0-1,5/0 15:14	0-1,1/0 13:10
Apr 18 vs. NSH	0-1,2/0 16:51	0-0,1/-3 09:23	0-0,5/0 25:18	0-0,3/-1 11:53	0-0,1/-3 11:24
Apr 20 @ NSH	0-0,1/0 11:16	0-0,2/0 10:00	0-1,6/0 18:59	0-0,0/0 17:22	0-1,0/1 12:56
Apr 22 vs. NSH	0-0,2/0 13:11	0-0,0/0 12:32	0-0,1/-3 17:16	0-0,0/-2 15:48	0-0,0/0 11:29

Date & Opp	#44 BARBERIO	#47 TONINATO	#49 GIRARD	#54 LINDHOLM	#57 BOURQUE
Apr 12 @ NSH	0-0,1/0 17:30	DND	0-0,4/0 22:07	DND	0-0,1/0 10:06
Apr 14 @ NSH	0-0,0/-1 21:52	DND	INJ	DND	1-0,1/1 09:44
Apr 16 vs. NSH	0-1,1/1 22:56	DND	INJ	DND	1-0,2/0 09:23
Apr 18 vs. NSH	0-0,4/0 24:43	DND	INJ	DND	0-0,0/-1 07:41
Apr 20 @ NSH	0-0,4/1 22:00	DND	0-0,1/-1 22:21	DND	0-0,0/1 11:59
Apr 22 vs. NSH	0-0,1/-2 24:21	DND	0-0,1/-2 21:51	DND	0-0,2/0 11:54

Date & Opp	#64 YAKUPOV	#83 NIETO	#91 KAMENEV	#92 LANDESKOG	#96 RANTANEN
Apr 12 @ NSH	DND	0-1,1/1 13:32	DND	0-0,3/-2 22:25	0-1,3/-2 21:02
Apr 14 @ NSH	DND	0-0,0/-2 13:40	DND	1-1,5/-1 19:30	0-0,1/0 20:45
Apr 16 vs. NSH	DND	0-1,0/0 16:45	DND	1-2,4/3 21:39	0-2,2/3 20:43
Apr 18 vs. NSH	DND	0-1,1/1 14:44	DND	1-0,1/0 23:37	0-0,0/0 21:32
Apr 20 @ NSH	DND	0-0,2/0 17:44	DND	1-0,3/0 19:09	0-1,1/0 17:52
Apr 22 vs. NSH	DND	0-0,1/-1 15:16	DND	0-0,1/-4 16:38	0-0,3/-2 16:24

Date & Opp	#1 VARLAMOV	#30 MARTIN	#35 HAMMOND	#45 BERNIER
Apr 12 @ NSH	INJ	MIN	DNP	4/30 L 59:14
Apr 14 @ NSH	INJ	MIN	DNP	4/32 L 58:19
Apr 16 vs. NSH	INJ	MIN	DNP	3/32 W 59:56
Apr 18 vs. NSH	INJ	MIN	0/8 17:32	3/26 L 39:35
Apr 20 @ NSH	INJ	DNP	1/45 W 59:57	INJ
Apr 22 vs. NSH	INJ	DNP	5/37 L 60:00	INJ

Skaters: Goals-Assists (GameWinning or GameTying) Shots / (+/-) TOI

Goalies: Goals Allowed / Shots Decision Minutes

## FINAL PLAYOFF STATS

PLAYER	Pos	GP	G	A	Pts	+/-	PIM	PP	SH	GW	OT	S	SPct	TOI/G	F0%
Gabriel Landeskog	LW	6	4	3	7	-4	8	2	0	0	0	17	23.5	20:30	35.1
Nathan MacKinnon	C	6	3	3	6	-2	4	0	0	1	0	28	10.7	21:38	37.6
Tyson Barrie	D	6	0	4	4	-3	2	0	0	0	0	12	0.0	23:41	0.0
Mikko Rantanen	RW	6	0	4	4	-1	0	0	0	0	0	10	0.0	19:37	0.0
Nikita Zadorov	D	6	1	2	3	1	32	0	0	0	0	9	11.1	20:51	0.0
J.T. Compher	C	6	0	3	3	-2	2	0	0	0	0	4	0.0	12:04	44.4
Matt Nieto	LW	6	0	3	3	-1	2	0	0	0	0	5	0.0	15:21	0.0
Gabriel Bourque	LW	6	2	0	2	1	0	0	0	0	0	6	33.3	10:08	16.7
Blake Comeau	LW	6	2	0	2	-3	2	0	0	0	0	9	22.2	15:20	34.5
Alexander Kerfoot	C	6	2	0	2	-1	2	0	0	0	0	7	28.6	12:14	47.3
Carl Soderberg	C	6	0	2	2	-3	2	0	0	0	0	8	0.0	15:02	49.2
Sven Andrighetto	RW	6	1	0	1	1	6	0	0	1	0	12	8.3	12:39	0.0
Mark Barberio	D	6	0	1	1	-1	6	0	0	0	0	11	0.0	22:18	0.0
Tyson Jost	C	6	0	1	1	-2	0	0	0	0	0	9	0.0	14:28	33.3
Patrik Nemeth	D	6	0	1	1	-2	4	0	0	0	0	8	0.0	23:42	0.0
Colin Wilson	LW	6	0	1	1	-2	0	0	0	0	0	8	0.0	10:41	40.0
Samuel Girard	D	3	0	0	0	-3	0	0	0	0	0	6	0.0	21:59	0.0
Duncan Siemens	D	5	0	0	0	-4	0	0	0	0	0	1	0.0	7:21	0.0
David Warsofsky	D	4	0	0	0	1	2	0	0	0	0	2	0.0	9:07	0.0

GOALIE	GP	GS	W	L	SA	GA	GAA	SV	SV%	SO	G	A	PIM	MNS
Andrew Hammond	3	2	1	1	90	6	2.63	84	.933	0	0	0	0	137:29
Jonathan Bernier	4	4	1	3	120	14	3.87	106	.883	0	0	0	0	217:04



Alexander Kerfoot finished ninth among NHL rookies with 19 goals during the regular season, and added his first two career playoff goals in the first-round series against Nashville





***FRANCHISE  
RECORD BOOK***

## YEAR-BY-YEAR RECORD

YEAR	GP	W	L	T	OTL	PTS	FINISHED	PLAYOFFS
1979-80	80	25	44	11	-	61	5th, Adams	None
1980-81	80	30	32	18	-	78	4th, Adams	Lost Prelim. Round
1981-82	80	33	31	16	-	82	4th, Adams	Lost Conf. Championship
1982-83	80	34	34	12	-	80	4th, Adams	Lost Div. Semi-Final
1983-84	80	42	28	10	-	94	3rd, Adams	Lost Div. Final
1984-85	80	41	30	9	-	91	2nd, Adams	Lost Conf. Championship
1985-86	80	43	31	6	-	92	1st, Adams	Lost Div. Semi-Final
1986-87	80	31	39	10	-	72	4th, Adams	Lost Div. Final
1987-88	80	32	43	5	-	69	5th, Adams	None
1988-89	80	27	46	7	-	61	5th, Adams	None
1989-90	80	12	61	7	-	31	5th, Adams	None
1990-91	80	16	50	14	-	46	5th, Adams	None
1991-92	80	20	48	12	-	52	5th, Adams	None
1992-93	84	47	27	10	-	104	2nd, Adams	Lost Div. Semi-Final
1993-94	84	34	42	8	-	76	5th, Northeast	None
1994-95	48	30	13	5	-	65	1st, Northeast	Lost Conf. Quarter-Final
1995-96	82	47	25	10	-	104	1st, Pacific	Won Stanley Cup
1996-97	82	49	24	9	-	107	1st, Pacific	Lost Conf. Final
1997-98	82	39	26	17	-	95	1st, Pacific	Lost Conf. Quarter-Final
1998-99	82	44	28	10	-	98	1st, Northwest	Lost Conf. Final
1999-00	82	42	28	11	1	96	1st, Northwest	Lost Conf. Final
2000-01	82	52	16	10	4	118	1st, Northwest	Won Stanley Cup
2001-02	82	45	28	8	1	99	1st, Northwest	Lost Conf. Final
2002-03	82	42	19	13	8	105	1st, Northwest	Lost Conf. Quarter-Final
2003-04	82	40	22	13	7	100	2nd, Northwest	Lost Conf. Semi-Final
2004-05	-	-	-	-	-	-	-	-
2005-06	82	43	30	-	9	95	2nd, Northwest	Lost Conf. Semi-Final
2006-07	82	44	31	-	7	95	4th, Northwest	None
2007-08	82	44	31	-	7	95	2nd, Northwest	Lost Conf. Semi-Final
2008-09	82	32	45	-	5	69	5th, Northwest	None
2009-10	82	43	30	-	9	95	2nd, Northwest	Lost Conf. Quarter-Final
2010-11	82	30	44	-	8	68	4th, Northwest	None
2011-12	82	41	35	-	6	88	3rd, Northwest	None
2012-13	48	16	25	-	7	39	5th, Northwest	None
2013-14	82	52	22	-	8	112	1st, Central	Lost 1st Round
2014-15	82	39	31	-	12	90	7th, Central	None
2015-16	82	39	39	-	4	82	6th, Central	None
2016-17	82	22	56	-	4	48	7th, Central	None
2017-18	82	43	30	-	9	95	4th, Central	Lost 1st Round

**Totals (QUE)** 1256 497 599 160 0

**Totals (COL)** 1770 888 665 101 116

**Overall Totals** 3026 1385 1264 261 116

## PLAYOFF RECORD

YEAR	GP	W	L	FINISHED
1981	5	2	3	Lost Prelim. Round
1982	16	7	9	Lost Conf. Championship
1983	4	1	3	Lost Div. Semi-Final
1984	9	5	4	Lost Div. Final
1985	18	9	9	Lost Conf. Championship
1986	3	0	3	Lost Div. Semi-Final
1987	13	7	6	Lost Div. Final
1993	6	2	4	Lost Div. Semi-Final
1995	6	2	4	Lost Conf. Quarter-Final
1996	22	16	6	Won Stanley Cup
1997	17	10	7	Lost Conf. Final
1998	7	3	4	Lost Conf. Quarter-Final
1999	19	11	8	Lost Conf. Final
2000	17	11	6	Lost Conf. Final
2001	23	16	7	Won Stanley Cup
2002	21	11	10	Lost Conf. Final
2003	7	3	4	Lost Conf. Quarter-Final
2004	11	6	5	Lost Conf. Semi-Final
2006	9	4	5	Lost Conf. Semi-Final
2008	10	4	6	Lost Conf. Semi-Final
2010	6	2	4	Lost Conf. Quarter-Final
2014	7	3	4	Lost 1st Round
2018	6	2	4	Lost 1st Round

**Playoffs (QUE)** 80 35 45

**Playoffs (COL)** 182 102 80

**Playoff Totals** 262 137 125

# ALL-TIME RECORD

## HOME RECORD

YEAR	GP	W	L	T	OTL
1979-80	40	17	16	7	-
1980-81	40	18	11	11	-
1981-82	40	24	13	3	-
1982-83	40	23	10	7	-
1983-84	40	24	11	5	-
1984-85	40	24	12	4	-
1985-86	40	23	13	4	-
1986-87	40	20	13	7	-
1987-88	40	15	23	2	-
1988-89	40	16	20	4	-
1989-90	40	8	26	6	-
1990-91	40	9	23	8	-
1991-92	40	18	19	3	-
1992-93	42	23	17	2	-
1993-94	42	19	17	6	-
1994-95	24	19	1	4	-
1995-96	41	24	10	7	-
1996-97	41	26	10	5	-
1997-98	41	21	10	10	-
1998-99	41	21	14	6	-
1999-00	41	25	12	4	0
2000-01	41	28	6	5	2
2001-02	41	24	12	4	1
2002-03	41	21	9	8	3
2003-04	41	19	14	6	2
2004-05	-	-	-	-	-
2005-06	41	25	10	-	6
2006-07	41	22	16	-	3
2007-08	41	27	12	-	2
2008-09	41	18	21	-	2
2009-10	41	24	14	-	3
2010-11	41	16	21	-	4
2011-12	41	22	17	-	2
2012-13	24	12	9	-	3
2013-14	41	26	11	-	4
2014-15	41	23	15	-	3
2015-16	41	17	20	-	4
2016-17	41	13	26	-	2
2017-18	41	28	11	-	2
<b>Totals</b>	<b>1513</b>	<b>782</b>	<b>545</b>	<b>138</b>	<b>48</b>
<b>Totals (COL)</b>	<b>885</b>	<b>482</b>	<b>300</b>	<b>55</b>	<b>48</b>
<b>McNichols</b>	<b>164</b>	<b>92</b>	<b>44</b>	<b>28</b>	<b>-</b>
<b>Pepsi Center</b>	<b>719</b>	<b>390</b>	<b>255</b>	<b>27</b>	<b>47</b>
<b>Coors Field</b>	<b>1</b>	<b>0</b>	<b>1</b>	<b>-</b>	<b>0</b>
<b>Globe (Sweden)</b>	<b>1</b>	<b>0</b>	<b>0</b>	<b>-</b>	<b>1</b>

## ROAD RECORD

YEAR	GP	W	L	T	OTL
1979-80	40	8	28	4	-
1980-81	40	12	21	7	-
1981-82	40	9	18	13	-
1982-83	40	11	24	5	-
1983-84	40	18	17	5	-
1984-85	40	17	18	5	-
1985-86	40	20	18	2	-
1986-87	40	11	26	3	-
1987-88	40	17	20	3	-
1988-89	40	11	26	3	-
1989-90	40	4	35	1	-
1990-91	40	7	27	6	-
1991-92	40	2	29	9	-
1992-93	42	24	10	8	-
1993-94	42	15	25	2	-
1994-95	24	11	12	1	-
1995-96	41	23	15	3	-
1996-97	41	23	14	4	-
1997-98	41	18	16	7	-
1998-99	41	23	14	4	-
1999-00	41	17	16	7	1
2000-01	41	24	10	5	2
2001-02	41	21	16	4	0
2002-03	41	21	10	5	5
2003-04	41	21	8	7	5
2004-05	-	-	-	-	-
2005-06	41	18	20	-	3
2006-07	41	22	15	-	4
2007-08	41	17	19	-	5
2008-09	41	14	24	-	3
2009-10	41	19	16	-	6
2010-11	41	14	23	-	4
2011-12	41	19	18	-	4
2012-13	24	4	16	-	4
2013-14	41	26	11	-	4
2014-15	41	16	16	-	9
2015-16	41	22	19	-	0
2016-17	41	9	30	-	2
2017-18	41	15	19	-	7
<b>Totals</b>	<b>1513</b>	<b>603</b>	<b>719</b>	<b>123</b>	<b>68</b>
<b>Totals (COL)</b>	<b>885</b>	<b>406</b>	<b>365</b>	<b>46</b>	<b>68</b>

## RECORD BY MONTH (note: the Nordiques played one game in May - 5/3/95, a 4-1 win over Hartford)

Year	October	November	December	January	February	March	April
1979-80	3-5-1	4-7-3	8-5-1	4-6-2	3-9-1	3-10-1	0-2-2
1980-81	1-6-3	4-6-3	5-6-2	2-8-5	10-2-0	8-2-4	0-2-1
1981-82	7-6-0	7-4-4	5-5-1	6-5-3	4-3-5	2-7-3	2-1-0
1982-83	6-4-1	6-6-1	5-4-4	7-7-0	4-5-4	4-8-2	2-0-0
1983-84	7-5-1	6-6-2	7-5-0	8-2-3	7-5-1	7-5-3	-
1984-85	4-6-1	7-5-0	5-5-5	8-4-1	7-4-1	8-4-1	2-2-0
1985-86	8-2-1	4-8-0	7-5-1	9-4-1	6-7-1	8-4-1	1-1-1
1986-87	6-3-2	6-6-2	4-8-2	3-9-1	5-6-1	4-7-2	3-0-0
1987-88	5-4-1	5-7-0	6-6-1	5-8-1	5-8-1	6-8-1	0-2-0
1988-89	5-7-0	3-9-2	5-7-2	5-6-2	4-8-0	5-7-1	0-2-0
1989-90	3-8-1	3-11-1	1-6-4	2-11-0	2-11-0	1-13-1	0-1-0
1990-91	3-7-3	1-11-2	5-7-2	2-8-2	1-9-2	4-8-3	-
1991-92	2-9-1	4-8-1	5-5-3	1-10-1	1-9-3	5-7-2	2-0-1
1992-93	7-3-1	6-5-4	9-4-1	6-4-2	7-4-1	8-4-1	4-3-0
1993-94	5-6-1	3-6-3	8-5-1	4-8-0	4-8-0	7-6-2	3-3-1
1994-95	-	-	-	5-0-0	8-4-2	10-4-1	6-5-2
1995-96	7-3-1	8-2-3	7-6-1	4-4-4	9-3-1	8-5-0	4-2-0
1996-97	8-4-1	8-2-3	7-4-1	8-2-3	7-4-0	8-5-1	3-3-0
1997-98	7-2-5	6-4-3	8-2-4	5-5-4	5-1-0	6-7-0	2-5-1
1998-99	2-6-1	6-5-1	8-6-1	9-2-1	5-3-4	9-4-2	5-2-0
1999-00	5-5-2-1	6-5-1-0	7-5-1-0	7-4-3-0	3-7-3-0	10-2-1-0	4-0-0-0
2000-01	9-1-2-0	8-3-1-0	8-4-2-0	10-0-3-1	5-4-1-1	10-3-0-2	2-1-1-0
2001-02	7-6-0-0	6-6-1-0	9-3-3-0	8-3-2-1	4-2-1-0	7-6-0-0	4-2-1-0
2002-03	4-1-3-2	4-5-5-1	6-3-1-2	6-5-2-0	10-1-0-2	10-3-2-1	2-1-0-0
2003-04	5-4-0-0	9-3-2-1	4-3-5-0	11-1-2-2	4-4-2-2	6-7-2-1	1-0-0-1
2004-05	-	-	-	-	-	-	-
2005-06	6-4-1	8-5-2	6-8-0	9-2-2	4-2-1	7-5-2	3-4-1
2006-07	5-4-2	7-7-0	6-7-0	7-3-2	5-8-1	11-1-2	3-1-0
2007-08	7-4-0	6-6-1	8-5-2	6-5-1	6-6-2	9-5-1	2-0-0
2008-09	5-5-0	6-7-0	8-5-1	4-9-0	5-8-0	3-9-1	1-2-3
2009-10	10-2-2	5-6-3	8-5-1	7-5-0	5-2-0	6-8-1	2-2-2
2010-11	6-4-1	7-5-1	7-4-3	5-6-1	1-11-1	2-10-1	2-4-0
2011-12	7-4-0	4-9-1	10-5-0	5-6-1	7-3-2	8-6-2	0-2-0
2012-13	-	-	-	3-4-0	5-4-3	4-10-1	4-7-3
2013-14	10-1-0	9-5-0	5-5-4	10-3-1	4-3-0	9-4-1	5-1-2
2014-15	3-4-4	6-6-1	5-5-3	7-3-3	6-7-0	8-4-1	4-2-0
2015-16	3-6-1	6-8-0	9-3-2	9-5-0	5-6-1	7-6-0	0-5-0
2016-17	4-3-0	5-8-1	3-12-0	1-9-1	4-9-1	4-12-0	1-3-1
2017-18	6-5-0	6-4-2	7-7-1	8-2-1	7-6-1	8-4-3	1-2-1
<b>Totals</b>	<b>198-159-47</b>	<b>205-216-62</b>	<b>231-190-68</b>	<b>226-188-65</b>	<b>194-206-53</b>	<b>250-230-57</b>	<b>80-75-25</b>

### RECORD SELLOUT STREAK

The Avalanche registered 487 consecutive home sellouts from Nov. 9, 1995 to Oct. 14, 2006, the longest recorded streak in NHL history. That run came to an end on Oct. 16, 2006 against Chicago, the team's first non-sellout crowd since Nov. 1, 1995. The Avalanche celebrated its 500th sellout since the franchise moved to Denver with a 3-1 victory over the Detroit Red Wings on Jan. 20, 2007.

# ALL-TIME ATTENDANCE

## REGULAR SEASON HOME ATTENDANCE

SEASON	GM	TOTAL	AVERAGE	SELLOUTS	RANK
1979-80	40	429,672	10,742	5	-
1980-81	40	489,096	12,227	18	-
1981-82	40	604,817	15,120	24	-
1982-83	40	602,318	15,058	22	-
1983-84	40	599,420	14,986	22	-
1984-85	40	594,712	14,868	15	-
1985-86	40	591,376	14,784	16	-
1986-87	40	593,289	14,832	17	-
1987-88	40	597,707	14,943	14	-
1988-89	40	581,795	14,545	9	-
1989-90	40	603,193	15,080	8	-
1990-91	40	567,762	14,194	4	-
1991-92	40	558,967	13,974	3	-
1992-93	42	613,479	14,607	17	-
1993-94	42	600,695	14,302	3	-
1994-95	24	299,353	14,261	8	-
1995-96	41	656,708	16,017	38	-
1996-97	41	658,501	16,061	41	-
1997-98	41	658,501	16,061	41	-
1998-99	41	658,501	16,061	41	-
1999-00	41	738,287	18,007	41	-
2000-01	41	738,287	18,007	41	8th
2001-02	41	738,287	18,007	41	10th
2002-03	41	738,287	18,007	41	10th
2003-04	41	738,287	18,007	41	10th
2004-05	-	-	-	-	-
2005-06	41	738,287	18,007	41	11th
2006-07	41	722,127	17,613	15	13th
2007-08	41	690,552	16,843	13	17th
2008-09	41	632,602	15,429	7	26th
2009-10	41	571,849	13,948	5	27th
2010-11	41	607,650	14,821	5	24th
2011-12	41	635,440	15,499	5	23rd
2012-13	24	370,677	15,445	3	26th
2013-14	41	668,133	16,296	9	22nd
2014-15	41	663,247	16,177	12	23rd
2015-16	41	698,327	17,032	10	19th
2016-17	41	608,252	14,835	2	25th
2017-18	41	639,063	15,587	9	25th
<b>TOTAL</b>	<b>1513</b>	<b>23,497,503</b>	<b>15,530</b>	<b>707</b>	-
<b>Colorado Totals</b>	<b>885</b>	<b>14,569,852</b>	<b>16,463</b>	<b>502</b>	-
<b>McNichols</b>	<b>164</b>	<b>2,632,211</b>	<b>16,050</b>	<b>161</b>	-
<b>Pepsi Center</b>	<b>719</b>	<b>11,874,150</b>	<b>16,515</b>	<b>340</b>	-
<b>Coors Field</b>	<b>1</b>	<b>50,095</b>	<b>50,095</b>	<b>1</b>	-
<b>Globe (Sweden)</b>	<b>1</b>	<b>13,396</b>	<b>13,396</b>	<b>0</b>	-

## AVALANCHE PLAYOFF ATTENDANCE (SINCE 1995-96)

SEASON	GM	TOTAL	AVERAGE	SELLOUTS
1995-96	11	176,671	16,061	11
1996-97	9	144,549	16,061	9
1997-98	4	64,244	16,061	4
1998-99	9	144,549	16,061	9
1999-00	9	162,063	18,007	9
2000-01	13	234,091	18,007	13
2001-02	11	198,077	18,007	11
2002-03	4	72,028	18,007	4
2003-04	6	108,042	18,007	6
2005-06	4	72,028	18,007	4
2007-08	5	90,035	18,007	5
2009-10	3	54,021	18,007	3
2013-14	4	73,405	18,351	4
2017-18	3	54,261	18,087	3
<b>Colorado</b>	<b>95</b>	<b>1,648,064</b>	<b>17,348</b>	<b>95</b>

## ALL-TIME COACHES

	YEARS	GM	Regular Season				Pct.	Playoffs	
			W	L	T/OT	W		L	
Jacques Demers	1979-80	80	25	44	11	.381	0	0	
<b>Totals</b>	<b>1 Season</b>	<b>80</b>	<b>25</b>	<b>44</b>	<b>11</b>	<b>.381</b>	<b>0</b>	<b>0</b>	
Maurice Filion	1980-81	6	1	3	2	.333	0	0	
<b>Totals</b>	<b>1 Season</b>	<b>6</b>	<b>1</b>	<b>3</b>	<b>2</b>	<b>.333</b>	<b>0</b>	<b>0</b>	
Michel Bergeron	1980-81	74	29	29	16	.507	2	3	
Michel Bergeron	1981-82	80	33	31	16	.513	7	9	
Michel Bergeron	1982-83	80	34	34	12	.500	1	3	
Michel Bergeron	1983-84	80	42	28	10	.587	5	4	
Michel Bergeron	1984-85	80	41	30	9	.569	9	9	
Michel Bergeron	1985-86	80	43	31	6	.575	0	3	
Michel Bergeron	1986-87	80	31	39	10	.450	7	6	
Michel Bergeron	1989-90	80	12	61	7	.194	0	0	
<b>Totals</b>	<b>8 Seasons</b>	<b>634</b>	<b>265</b>	<b>283</b>	<b>86</b>	<b>.486</b>	<b>31</b>	<b>37</b>	
Andre Savard	1987-88	24	10	13	1	.438	0	0	
<b>Totals</b>	<b>1 Season</b>	<b>24</b>	<b>10</b>	<b>13</b>	<b>1</b>	<b>.438</b>	<b>0</b>	<b>0</b>	
Ron Lapointe	1987-88	56	22	30	4	.429	0	0	
Ron Lapointe	1988-89	33	11	20	2	.364	0	0	
<b>Totals</b>	<b>2 Seasons</b>	<b>89</b>	<b>33</b>	<b>50</b>	<b>6</b>	<b>.404</b>	<b>0</b>	<b>0</b>	
Jean Perron	1988-89	47	16	26	5	.394	0	0	
<b>Totals</b>	<b>1 Season</b>	<b>47</b>	<b>16</b>	<b>26</b>	<b>5</b>	<b>.394</b>	<b>0</b>	<b>0</b>	
Dave Chambers	1990-91	80	16	50	14	.288	0	0	
Dave Chambers	1991-92	18	3	14	1	.194	0	0	
<b>Totals</b>	<b>2 Seasons</b>	<b>98</b>	<b>19</b>	<b>64</b>	<b>15</b>	<b>.270</b>	<b>0</b>	<b>0</b>	
Pierre Page	1991-92	62	17	34	11	.363	0	0	
Pierre Page	1992-93	84	47	27	10	.619	2	4	
Pierre Page	1993-94	84	34	42	8	.452	0	0	
<b>Totals</b>	<b>3 Seasons</b>	<b>230</b>	<b>98</b>	<b>103</b>	<b>29</b>	<b>.489</b>	<b>2</b>	<b>4</b>	
Marc Crawford	1994-95	48	30	13	5	.677	2	4	
Marc Crawford	1995-96	82	47	25	10	.634	16	6	
Marc Crawford	1996-97	82	49	24	9	.652	10	7	
Marc Crawford	1997-98	82	39	26	17	.579	3	4	
<b>Totals</b>	<b>4 Seasons</b>	<b>294</b>	<b>165</b>	<b>88</b>	<b>41</b>	<b>.631</b>	<b>31</b>	<b>21</b>	
Bob Hartley	1998-99	82	44	28	10	.598	11	8	
Bob Hartley	1999-00	82	42	29	11	.579	11	6	
Bob Hartley	2000-01	82	52	20	10	.695	16	7	
Bob Hartley	2001-02	82	45	29	8	.598	11	10	
Bob Hartley	2002-03	31	10	12	9	.468	0	0	
<b>Totals</b>	<b>5 Seasons</b>	<b>359</b>	<b>193</b>	<b>118</b>	<b>48</b>	<b>.604</b>	<b>49</b>	<b>31</b>	
Tony Granato	2002-03	51	32	15	4	.667	3	4	
Tony Granato	2003-04	82	40	29	13	.567	6	5	
Tony Granato	2008-09	82	32	45	5	.421	0	0	
<b>Totals</b>	<b>3 Seasons</b>	<b>215</b>	<b>104</b>	<b>89</b>	<b>22</b>	<b>.535</b>	<b>9</b>	<b>9</b>	
Joel Quenneville	2005-06	82	43	30	9	.579	4	5	
Joel Quenneville	2006-07	82	44	31	7	.579	0	0	
Joel Quenneville	2007-08	82	44	31	7	.579	4	6	
<b>Totals</b>	<b>3 Seasons</b>	<b>246</b>	<b>131</b>	<b>92</b>	<b>23</b>	<b>.579</b>	<b>8</b>	<b>11</b>	
Joe Sacco	2009-10	82	43	30	9	.579	2	4	
Joe Sacco	2010-11	82	30	44	8	.415	0	0	
Joe Sacco	2011-12	82	41	35	6	.537	0	0	
Joe Sacco	2012-13	48	16	25	7	.406	0	0	
<b>Totals</b>	<b>4 Seasons</b>	<b>294</b>	<b>130</b>	<b>134</b>	<b>30</b>	<b>.493</b>	<b>2</b>	<b>4</b>	
Patrick Roy	2013-14	82	52	22	8	.683	3	4	
Patrick Roy	2014-15	82	39	31	12	.549	0	0	
Patrick Roy	2015-16	82	39	39	4	.500	0	0	
<b>Totals</b>	<b>3 Seasons</b>	<b>246</b>	<b>130</b>	<b>92</b>	<b>24</b>	<b>.577</b>	<b>3</b>	<b>4</b>	
Jared Bednar	2016-17	82	22	56	4	.293	0	0	
Jared Bednar	2017-18	82	43	30	9	.579	2	4	
<b>Totals</b>	<b>2 Seasons</b>	<b>164</b>	<b>65</b>	<b>86</b>	<b>13</b>	<b>.436</b>	<b>2</b>	<b>4</b>	

# GENERAL MANAGERS, ASSISTANT COACHES, CAPTAINS

## GENERAL MANAGERS

NAME	YEAR
Maurice Filion	1979-80 to 1987-88
Martin Madden/Maurice Filion	1988-89 to 1989-90
Pierre Page	1990-91 to 1993-94
Pierre Lacroix	1994-95 to 2005-06
Francois Giguere	2006-07 to 2008-09
Greg Sherman	2009-10 to 2012-13
Joe Sakic	2013-14 to present

## ASSISTANT COACHES

	YEAR		YEAR
Andre Boudrias	1979-80	Jacques Cloutier, Bryan Trottier	1998-01
Andre Boudrias, Michel Bergeron	1980-81	Jacques Cloutier, Eric Lacroix, Bryan Trottier	2001-02
Charles Thiffault	1981-82	Jacques Cloutier, Tony Granato, Paul Jerrard, Rick Tocchet	2002-03
Jacques Martin, Don Jackson, Simon Nolet, Charles Thiffault	1982-83	Jacques Cloutier, Rick Tocchet	2003-04
Simon Nolet, Charles Thiffault	1983-84	Jacques Cloutier, Tony Granato	2005-06
Don Jackson, Andre Savard, Simon Nolet, Guy Lapointe	1984-85	Jacques Cloutier, Tony Granato, Jeff Hackett	2006-08
Simon Nolet, Ron Harris	1985-86	Jacques Cloutier, Dave Barr, Jeff Hackett	2008-09
Simon Nolet, Charles Thiffault, Guy Lapointe	1986-87	Sylvain Lefebvre, Steve Konowalchuk, Adam Deadmarsh, Jocelyn Thibault	2009-10
Guy Lapointe, Alain Chainey	1987-88	Sylvain Lefebvre, Steve Konowalchuk, Adam Deadmarsh, Kirk McLean	2010-11
Guy Lapointe, Alain Chainey, Serge Aubry	1988-89	Sylvain Lefebvre, Adam Deadmarsh, Tim Army, Kirk McLean	2011-12
Guy Lapointe, Alain Chainey, Serge Aubry, Robbie Ftorek	1989-90	Tim Army, David Quinn, Kirk McLean	2012-13
Jacques Martin, Robbie Ftorek	1990-91	Tim Army, Andre Tourigny, Mario Duhamel	2013-14
Jacques Martin, Don Jackson, Andre Savard	1991-92	Francois Allaire, Adam Foote	
Andre Savard, Clement Jodoin	1992-93	Tim Army, Andre Tourigny, Mario Duhamel	2014-15
Clement Jodoin, Lucien Deblois	1993-94	Francois Allaire, Adam Foote	
Jacques Martin, Joel Quenneville	1994-95	Tim Army, Dave Farrish, Francois Allaire	2015-16
Joel Quenneville, Jacques Cloutier, Jacques Martin	1995-96	Tim Army, Dave Farrish, Nolan Pratt	2016-17
Joel Quenneville, Jacques Cloutier, Mike Foligno	1996-97	Ray Bennett, Nolan Pratt, Jussi Parkkila	2017-18
Jacques Cloutier, Mike Foligno	1997-98	Brett Heimlich	

## CAPTAINS

	YEAR		YEAR
Marc Tardif	1979-80 to 1980-81	Mike Hough	1991-92
Robbie Ftorek, Andre Dupont	1981-82	Joe Sakic	1992-93 to 2008-09
Mario Marois	1982-83 to 1984-85	Adam Foote	2009-10 to 2010-11
Mario Marois, Peter Stastny	1985-86	Milan Hejduk	2011-12
Peter Stastny	1986-87 to 1989-90	Gabriel Landeskog	2012-13 to present
Joe Sakic, Steven Finn	1990-91		

## MOST TEAM GOALS, FRANCHISE HISTORY

G	DATE (Final Score)	G	DATE (Final Score)
12	Dec. 5, 1995 vs. San Jose (12-2)	10	March 6, 1993 vs. NY Rangers (10-2)
12	Oct. 20, 1984 at Toronto (12-3)	10	March 5, 1992 at Hartford (10-4)
12	Feb. 1, 1983 vs. Hartford (12-3)	10	Feb. 10, 1985 at Hartford (10-4)
11	March 26, 1995 at Ottawa (11-4)	10	Dec. 29, 1984 vs. Pittsburgh (10-2)
11	Oct. 22, 1983 vs. Minnesota North Stars (11-2)	10	March 5, 1983 vs. Hartford (10-3)
11	Feb. 22, 1981 at Washington (11-7)	10	Dec. 7, 1982 vs. Boston (10-5)

# FRANCHISE CAREER LEADERS

## GAMES PLAYED

Joe Sakic	1378
Milan Hejduk	1020
Adam Foote	967
Michel Goulet	813
Peter Stastny	737
Alain Cote	696
Cody McLeod	659
Anton Stastny	650
Steven Finn	605
Alex Tanguay	598

## GOALS

Joe Sakic	625
Michel Goulet	456
Peter Stastny	380
Milan Hejduk	375
Anton Stastny	252
Peter Forsberg	217
Matt Duchene	178
Alex Tanguay	167
Valeri Kamensky	166
Paul Stastny	160

## ASSISTS

Joe Sakic	1016
Peter Stastny	668
Peter Forsberg	538
Michel Goulet	490
Milan Hejduk	430
Anton Stastny	384
Dale Hunter	322
Alex Tanguay	321
Paul Stastny	298
Matt Duchene	250

## POINTS

Joe Sakic	1641
Peter Stastny	1048
Michel Goulet	946
Milan Hejduk	805
Peter Forsberg	755
Anton Stastny	636
Alex Tanguay	488
Dale Hunter	464
Paul Stastny	458
Matt Duchene	428

## PENALTY MINUTES

Dale Hunter	1562
Steven Finn	1514
Cody McLeod	1359
Paul Gillis	1354
Adam Foote	1279
Randy Moller	1002
Mario Marois	778
Adam Deadmarsh	723
Peter Stastny	687
Gord Donnelly	668

## POWER-PLAY GOALS

Joe Sakic	205
Michel Goulet	146
Milan Hejduk	140
Peter Stastny	120
Anton Stastny	80
Peter Forsberg	57
Valeri Kamensky	51
Owen Nolan	49
Paul Stastny	47
Adam Deadmarsh	45

## SHORT-HANDED GOALS

Joe Sakic	32
Peter Forsberg	15
Michel Goulet	15
Alain Cote	10
Scott Young	10
Mike Hough	9
Dale Hunter	9
Mats Sundin	8
Stephane Yelle	7
(4) Players Tied	6

## GAME-WINNING GOALS

Joe Sakic	86
Milan Hejduk	59
Michel Goulet	48
Peter Stastny	43
Peter Forsberg	38
Anton Stastny	31
Matt Duchene	29
Nathan MacKinnon	29
Alex Tanguay	28
Paul Stastny	24

## MULTI-POINT GAMES

Joe Sakic	473
Peter Stastny	313
Michel Goulet	256
Peter Forsberg	222
Milan Hejduk	198
Anton Stastny	167
Alex Tanguay	125
Dale Hunter	117
Paul Stastny	116

## GOALS BY DEFENSEMAN

Sandis Ozolinsh	72
John-Michael Liles	68
Rob Blake	62
Tyson Barrie	61
Adam Foote	56
Jeff Brown	53
Erik Johnson	50
Alexei Gusarov	38
Mario Marois	38
Curtis Leschyshyn	34

## ASSISTS BY DEFENSEMAN

John-Michael Liles	207
Adam Foote	203
Tyson Barrie	187
Sandis Ozolinsh	181
Mario Marois	162
Rob Blake	146
Alexei Gusarov	121
Erik Johnson	121
Randy Moller	119
Jeff Brown	117

## POINTS BY DEFENSEMAN

John-Michael Liles	275
Adam Foote	259
Sandis Ozolinsh	253
Tyson Barrie	248
Rob Blake	208
Mario Marois	200
Erik Johnson	171
Jeff Brown	170
Alexei Gusarov	159
Randy Moller	152

## APPEARANCES

Patrick Roy	478
Semyon Varlamov	340
Peter Budaj	242
Dan Bouchard	226
Mario Gosselin	192
Stephane Fiset	188
David Aebischer	174
Ron Tugnutt	153
Clint Malarchuk	139
Craig Anderson	104

## WINS

Patrick Roy	262
Semyon Varlamov	163
Dan Bouchard	107
Peter Budaj	101
David Aebischer	89
Stephane Fiset	84
Mario Gosselin	79
Clint Malarchuk	62
Craig Anderson	51
Jose Theodore	42

## SHUTOUTS

Patrick Roy	37
Semyon Varlamov	19
David Aebischer	13
Peter Budaj	9
Craig Anderson	7
Stephane Fiset	6
Mario Gosselin	6
Dan Bouchard	5
Clint Malarchuk	5
J.S. Giguere	4

## GOALS-AGAINST AVERAGE

### MINIMUM 50 GAMES

Patrick Roy	2.27
David Aebischer	2.35
J.S. Giguere	2.51
Craig Billington	2.61
Semyon Varlamov	2.70
Jose Theodore	2.76
Peter Budaj	2.83
Craig Anderson	2.83
Jocelyn Thibault	2.96
Stephane Fiset	3.32

## SAVE PERCENTAGE

### MINIMUM 50 GAMES

Patrick Roy	.918
Semyon Varlamov	.916
David Aebischer	.915
J.S. Giguere	.914
Calvin Pickard	.914
Craig Anderson	.911
Craig Billington	.910
Jose Theodore	.902
Peter Budaj	.901

## MINUTES

Patrick Roy	28317
Semyon Varlamov	19416
Dan Bouchard	13370
Peter Budaj	13313
Mario Gosselin	10525
Stephane Fiset	10384
David Aebischer	9992
Ron Tugnutt	8356
Clint Malarchuk	7984
Craig Anderson	6045



# SINGLE SEASON LEADERS

## GAMES PLAYED

84	Joe Sakic	1993-94
84	Mats Sundin	1993-94
83	Mike Ricci	1993-94
82	(52) Players Tied	

## GOALS

57	Michel Goulet	1982-83
56	Michel Goulet	1983-84
55	Michel Goulet	1984-85
54	Joe Sakic	2000-01
53	Michel Goulet	1985-86
52	Jacques Richard	1980-81
51	Joe Sakic	1995-96
50	Milan Hejduk	2002-03
49	Michel Goulet	1986-87
48	Joe Sakic	1992-93
48	Joe Sakic	1990-91
48	Michel Goulet	1987-88

## ASSISTS

93	Peter Stastny	1981-82
86	Peter Forsberg	1995-96
81	Peter Stastny	1985-86
77	Peter Forsberg	2002-03
77	Peter Stastny	1982-83
73	Peter Stastny	1983-84
70	Peter Stastny	1980-81
69	Joe Sakic	1995-96
68	Peter Stastny	1984-85
67	Peter Forsberg	1998-99
67	Mats Sundin	1992-93

## POINTS

139	Peter Stastny	1981-82
124	Peter Stastny	1982-83
122	Peter Stastny	1985-86
122	Michel Goulet	1983-84
120	Joe Sakic	1995-96
119	Peter Stastny	1983-84
118	Joe Sakic	2000-01
116	Peter Forsberg	1995-96
114	Mats Sundin	1992-93
111	Peter Stastny	1987-88

## PENALTY MINUTES

301	Gord Donnelly	1987-88
272	Dale Hunter	1981-82
267	Paul Gillis	1986-87
265	Dale Hunter	1985-86
259	Jeff Odgers	1998-99
250	Chris Simon	1995-96
235	Steven Finn	1988-89
234	Paul Gillis	1989-90
232	Dale Hunter	1983-84
228	Steven Finn	1990-91

## SHOTS-ON-GOAL

339	Joe Sakic	1995-96
332	Joe Sakic	2000-01
315	Claude Lemieux	1995-96
292	Claude Lemieux	1998-99
284	Nathan MacKinnon	2017-18
284	Michel Goulet	1987-88
279	Joe Sakic	1993-94
276	Jeff Brown	1988-89
276	Michel Goulet	1986-87
270	Gabriel Landeskog	2011-12

## POWER PLAY GOALS

29	Michel Goulet	1987-88
28	Michel Goulet	1985-86
20	Joe Sakic	1992-93
20	Peter Stastny	1987-88
19	Joe Sakic	2000-01
18	Milan Hejduk	2002-03
18	Valeri Kamensky	1995-96
17	Joe Sakic	1995-96
17	Owen Nolan	1991-92
17	Michel Goulet	1986-87
17	Michel Goulet	1984-85

## SHORT-HANDED GOALS

6	Joe Sakic	1995-96
6	Scott Young	1992-93
6	Michel Goulet	1981-82
5	Joe Sakic	1998-99
4	Peter Forsberg	1996-97
4	Mats Sundin	1992-93
4	Michel Goulet	1982-83
3	(22) Players Tied	

## GAME-WINNING GOALS

16	Michel Goulet	1983-84
12	Nathan MacKinnon	2017-18
12	Joe Sakic	2000-01
10	Claude Lemieux	1995-96
10	Mike Ricci	1992-93
9	Marek Svatos	2005-06
9	Milan Hejduk	2000-01
9	Milan Hejduk	1999-00
9	Joe Sakic	1993-94
9	Mats Sundin	1992-93
9	Peter Stastny	1984-85

## PLUS / MINUS

+62	Michel Goulet	1983-84
+52	Peter Forsberg	2002-03
+52	Milan Hejduk	2002-03
+51	Mario Marois	1983-84
+45	Joe Sakic	2000-01
+41	Normand Rochefort	1983-84
+35	Dale Hunter	1983-84
+35	Alex Tanguay	2000-01
+35	Michel Goulet	1981-82
+34	Alex Tanguay	2002-03

## GOALS BY DEFENSEMAN

23	Sandis Ozolinsh	1996-97
21	Jeff Brown	1988-89
20	Steve Duchesne	1992-93
17	Rob Blake	2002-03
16	Rob Blake	2001-02
16	Sandis Ozolinsh	1999-00
16	Jeff Brown	1987-88
14	Tyson Barrie	2017-18
14	John-Michael Liles	2006-07
14	Rob Blake	2005-06
14	John-Michael Liles	2005-06

## ASSISTS BY DEFENSEMAN

62	Steve Duchesne	1992-93
52	Ray Bourque	2000-01
47	Jeff Brown	1988-89
45	Sandis Ozolinsh	1996-97
43	Tyson Barrie	2017-18
41	Tyson Barrie	2014-15
40	John-Michael Liles	2010-11
40	Rob Blake	2001-02
38	Sandis Ozolinsh	1997-98
37	(4) Players Tied	

## POINTS BY DEFENSEMAN

82	Steve Duchesne	1992-93
82	Sandis Ozolinsh	1996-97
68	Jeff Brown	1988-89
59	Ray Bourque	2000-01
57	Tyson Barrie	2017-18
56	Rob Blake	2001-02
53	Tyson Barrie	2014-15
52	Sandis Ozolinsh	1999-00
52	Jeff Brown	1987-88
51	Rob Blake	2005-06
51	Sandis Ozolinsh	1997-98
50	Sandis Ozolinsh	1995-96

## GOALS BY ROOKIE

39	Anton Stastny	1980-81
39	Peter Stastny	1980-81
35	Marian Stastny	1981-82
32	Marek Svatos	2005-06
28	Paul Stastny	2006-07
27	Andrei Kovalenko	1992-93
24	Nathan MacKinnon	2013-14
24	Matt Duchene	2009-10
23	Joe Sakic	1988-89
23	Mats Sundin	1990-91

## ASSISTS BY ROOKIE

70	Peter Stastny	1980-81
54	Marian Stastny	1981-82
50	Paul Stastny	2006-07
46	Anton Stastny	1980-81
44	Dale Hunter	1980-81
41	Andrei Kovalenko	1992-93
39	Nathan MacKinnon	2013-14
39	Joe Sakic	1988-89
36	Mats Sundin	1990-91
35	Peter Forsberg	1994-95

## POINTS BY ROOKIE

109	Peter Stastny	1980-81
89	Marian Stastny	1981-82
85	Anton Stastny	1980-81
78	Paul Stastny	2006-07
68	Andrei Kovalenko	1992-93
63	Nathan MacKinnon	2013-14
63	Dale Hunter	1980-81
62	Joe Sakic	1988-89
59	Mats Sundin	1990-91
55	Matt Duchene	2009-10

## SHOTS BY ROOKIE

270	Gabriel Landeskog	2011-12
241	Nathan MacKinnon	2013-14
232	Peter Stastny	1980-81
185	Paul Stastny	2006-07
180	Matt Duchene	2009-10
178	Milan Hejduk	1998-99
177	Anton Stastny	1980-81
176	Marian Stastny	1981-82
165	Marek Svatos	2005-06
165	Wojtek Wolski	2006-07

## GW GOALS BY ROOKIE

9	Marek Svatos	2005-06
6	Paul Stastny	2006-07
5	Nathan MacKinnon	2013-14
5	Gabriel Landeskog	2011-12
5	Milan Hejduk	1998-99
4	Andrei Kovalenko	1992-93
4	Anton Stastny	1980-81
4	Peter Stastny	1980-81
3	(9) Players Tied	

# SINGLE SEASON / YEAR-BY-YEAR LEADERS

APPEARANCES		
71	Craig Anderson	2009-10
65	Patrick Roy	1997-98
63	Semyon Varlamov	2013-14
63	Patrick Roy	2002-03
63	Patrick Roy	2001-02
63	Patrick Roy	1999-00
62	David Aebischer	2003-04
62	Patrick Roy	2000-01
62	Patrick Roy	1996-97
61	Patrick Roy	1998-99

WINS		
41	Semyon Varlamov	2013-14
40	Patrick Roy	2000-01
38	Craig Anderson	2009-10
38	Patrick Roy	1996-97
35	Patrick Roy	2002-03
32	David Aebischer	2003-04
32	Patrick Roy	2001-02
32	Patrick Roy	1999-00
32	Patrick Roy	1998-99
31	(2) Players Tied	

SHUTOUTS		
9	Patrick Roy	2001-02
7	Craig Anderson	2009-10
7	Patrick Roy	1996-97
5	Semyon Varlamov	2014-15
5	Patrick Roy	2002-03
5	Patrick Roy	1998-99
4	Semyon Varlamov	2011-12
4	David Aebischer	2003-04
4	Patrick Roy	2000-01
4	Patrick Roy	1997-98
4	Clint Malarchuk	1985-86

GOALS-AGAINST AVERAGE		
QUALIFIERS (OR 25 GP)		
1.94	Patrick Roy	2001-02
2.09	David Aebischer	2003-04
2.18	Patrick Roy	2002-03
2.21	Patrick Roy	2000-01
2.24	David Aebischer	2000-01
2.27	J.S. Giguere	2011-12
2.28	Patrick Roy	1999-00
2.29	Patrick Roy	1998-99
2.32	Patrick Roy	1996-97
2.34	Jocelyn Thibault	1994-95

SAVE PERCENTAGE		
QUALIFIERS (OR 25 GP)		
.927	Semyon Varlamov	2013-14
.925	Patrick Roy	2001-02
.924	David Aebischer	2003-04
.923	Patrick Roy	1996-97
.921	Semyon Varlamov	2014-15
.920	Semyon Varlamov	2017-18
.920	Patrick Roy	2002-03
.919	J.S. Giguere	2011-12
.917	Jocelyn Thibault	1994-95
.917	Patrick Roy	1998-99
.917	Craig Anderson	2009-10

MINUTES		
4235	Craig Anderson	2009-10
3835	Patrick Roy	1997-98
3773	Patrick Roy	2001-02
3769	Patrick Roy	2002-03
3704	Patrick Roy	1999-00
3703	David Aebischer	2003-04
3698	Patrick Roy	1996-97
3648	Patrick Roy	1998-99
3640	Semyon Varlamov	2013-14
3585	Patrick Roy	2000-01

## YEAR-BY-YEAR LEADERS

YEAR	GOALS	ASSISTS	POINTS	PIM	PP GOALS	
1979-80	R. Cloutier	42	R. Cloutier	46	R. Cloutier	13
1980-81	J. Richard	52	Pe. Stastny	70	Pe. Stastny	16
1981-82	Pe. Stastny	46	Pe. Stastny	93	Pe. Stastny	16
1982-83	M. Goulet	57	Pe. Stastny	77	Pe. Stastny	13
1983-84	M. Goulet	56	Pe. Stastny	73	M. Goulet	11
1984-85	M. Goulet	55	Pe. Stastny	81	Pe. Stastny	17
1985-86	M. Goulet	53	Pe. Stastny	68	Pe. Stastny	28
1986-87	M. Goulet	49	Pe. Stastny	52	M. Goulet	17
1987-88	M. Goulet	48	Pe. Stastny	65	Pe. Stastny	29
1988-89	W. Poddubny	38	Pe. Stastny	50	Pe. Stastny	14
1989-90	J. Sakic	39	J. Sakic	63	J. Sakic	10
1990-91	J. Sakic	48	J. Sakic	61	J. Sakic	12
1991-92	O. Nolan	42	J. Sakic	65	J. Sakic	17
1992-93	J. Sakic	48	M. Sundin	67	M. Sundin	20
1993-94	M. Sundin	32	J. Sakic	64	J. Sakic	13
1994-95	O. Nolan	30	J. Sakic	43	J. Sakic	13
1995-96	J. Sakic	51	P. Forsberg	86	J. Sakic	18
1996-97	A. Deadmarsh	33	P. Forsberg	58	P. Forsberg	13
1997-98	J. Sakic	27	P. Forsberg	66	P. Forsberg	12
1998-99	J. Sakic	41	P. Forsberg	67	P. Forsberg	12
1999-00	M. Hejduk	36	J. Sakic	53	J. Sakic	13
2000-01	J. Sakic	54	J. Sakic	64	J. Sakic	19
2001-02	J. Sakic	26	J. Sakic	53	J. Sakic	10
2002-03	M. Hejduk	50	P. Forsberg	77	P. Forsberg	18
2003-04	M. Hejduk	35	Sakic/Tanguay	54	J. Sakic	16
2004-05	--	--	--	--	--	--
2005-06	Sakic/Svatos	32	J. Sakic	55	J. Sakic	14
2006-07	J. Sakic	36	J. Sakic	64	J. Sakic	16
2007-08	M. Hejduk	29	Pa. Stastny	47	Pa. Stastny	8
2008-09	M. Hejduk	27	R. Smyth	33	Hejduk/Smyth	10
2009-10	C. Stewart	28	Pa. Stastny	59	Pa. Stastny	10
2010-11	Duchene/Jones	27	Duchene/Liles	40	M. Duchene	10
2011-12	G. Landeskog	22	R. O'Reilly	37	R. O'Reilly	7
2012-13	P. Parenteau	18	M. Duchene	26	Duchene/Parenteau	6
2013-14	R. O'Reilly	28	M. Duchene	47	M. Duchene	9
2014-15	J. Iginla	29	T. Barrie	41	Iginla/Landeskog	8
2015-16	M. Duchene	30	C. Soderberg	39	M. Duchene	13
2016-17	M. Rantanen	20	N. MacKinnon	37	N. MacKinnon	5
2017-18	N. MacKinnon	39	N. MacKinnon	58	N. MacKinnon	12

FRANCHISE RECORD BOOK

# YEAR-BY-YEAR LEADERS

## YEAR-BY-YEAR LEADERS

YEAR	SH GOALS	GW GOALS	PLUS/MINUS	SHOTS	TOI/GAME			
1979-80	(4) Players Tied	1	M. Tardif	4	R. Ftorek +6	R. Cloutier	254	--
1980-81	(3) Players Tied	2	J. Richard	6	M. Marois +11	M. Goulet	265	--
1981-82	M. Goulet	6	R. Cloutier	5	M. Goulet +35	M. Goulet	251	--
1982-83	M. Goulet	4	A. Stastny	7	M. Goulet +30	M. Goulet	256	--
1983-84	W. Paierment	3	M. Goulet	16	M. Goulet +62	M. Goulet	239	--
1984-85	Hunter/McKegney	3	Pe. Stastny	9	B. Bell +30	M. Goulet	257	--
1985-86	Anderson/Cote	3	Pe. Stastny	8	D. Shaw +13	M. Goulet	244	--
1986-87	(3) Players Tied	2	M. Goulet	6	J. Brown +11	M. Goulet	276	--
1987-88	Eagles/Jackson	2	(3) Players Tied	4	G. Duchesne +8	M. Goulet	284	--
1988-89	M. Hough	3	P. Stastny	5	R. Moller +2	J. Brown	276	--
1989-90	C. Loisel	3	J. Brown	3	C. Wolanin +2	J. Sakic	234	--
1990-91	J. Sakic	3	J. Sakic	7	S. Morin +6	J. Sakic	245	--
1991-92	J. Sakic	3	G. Paslawski	4	M. Tatarinov +8	M. Sundin	231	--
1992-93	S. Young	6	M. Ricci	10	C. Leschyshyn +25	J. Sakic	264	--
1993-94	M. Ricci	3	J. Sakic	9	C. Wolanin +16	J. Sakic	279	--
1994-95	S. Young	3	O. Nolan	8	C. Leschyshyn +29	S. Young	167	--
1995-96	J. Sakic	6	C. Lemieux	10	C. Leschyshyn +32	J. Sakic	339	--
1996-97	P. Forsberg	4	K. Jones	7	P. Forsberg +31	J. Sakic	261	--
1997-98	P. Forsberg	3	P. Forsberg	7	U. Krupp +21	C. Lemieux	261	--
1998-99	J. Sakic	5	C. Lemieux	8	P. Forsberg +27	C. Lemieux	292	--
1999-00	(3) Players Tied	1	M. Hejduk	9	J. Sakic +30	J. Sakic	242	A. Foote 25:52
2000-01	J. Sakic	3	J. Sakic	12	J. Sakic +45	J. Sakic	332	R. Bourque 26:06
2001-02	(6) Players Tied	1	C. Drury	6	G. deVries +18	J. Sakic	260	R. Blake 27:35
2002-03	R. Blake	2	D. Morris	7	Forsberg/Hejduk +52	R. Blake	269	R. Blake 26:21
2003-04	D. Hinote	2	M. Hejduk	6	A. Tanguay +30	J. Sakic	253	R. Blake 24:23
2004-05	--	--	--	--	--	--	--	--
2005-06	(3) Players Tied	2	M. Svatos	9	M. Hejduk +13	R. Blake	264	R. Blake 24:22
2006-07	B. Richardson	3	Hejduk/Stastny	6	K. Klee +18	J. Sakic	258	B. Clark 23:40
2007-08	Finger/Hejduk	1	Svatos/Wolski	6	Pa. Stastny +22	M. Hejduk	205	B. Clark 23:09
2008-09	(4) Players Tied	1	(3) Players Tied	3	B. Guite +2	R. Smyth	257	S. Hannan 22:22
2009-10	Jones/O'Reilly	2	C. Stewart	5	W. Wolski +15	C. Stewart	221	K. Quincey 23:36
2010-11	Mauldin/Winnik	2	D. Jones	4	G. Mauldin +5	M. Duchene	202	J. Liles 22:00
2011-12	(5) Players Tied	1	Jones/Landeskog	5	G. Landeskog +20	G. Landeskog	270	K. Quincey 22:21
2012-13	G. Landeskog	3	M. Duchene	3	C. Kobasew +6	M. Duchene	132	T. Barrie 21:34
2013-14	(3) Players Tied	1	Duchene/O'Reilly	6	G. Landeskog +21	N. MacKinnon	241	E. Johnson 23:00
2014-15	(4) Players Tied	1	Duchene/Tanguay	4	T. Barrie +5	G. Landeskog	214	E. Johnson 24:25
2015-16	Comeau/Johnson	2	Duchene/MacKinnon	6	Z. Redmond +5	N. MacKinnon	245	F. Beauchemin 25:04
2016-17	N. MacKinnon	2	N. MacKinnon	4	S. Henley +1	N. MacKinnon	251	T. Barrie 23:18
2017-18	B. Comeau	3	N. MacKinnon	12	P. Nemeth +27	N. MacKinnon	284	E. Johnson 25:26

## RECORDS VS. SINGLE OPPONENT

### MOST POINTS VS. ONE TEAM, CAREER

Peter Stastny	115	vs. Hartford/Carolina
Joe Sakic	103	vs. Calgary
Joe Sakic	99	vs. Edmonton
Michel Goulet	98	vs. Hartford/Carolina
Joe Sakic	97	vs. Vancouver

### MOST GOALS VS. ONE TEAM, CAREER

Michel Goulet	60	vs. Hartford/Carolina
Michel Goulet	50	vs. Montreal
Michel Goulet	42	vs. Boston
Joe Sakic	40	vs. Calgary

### MOST ASSISTS VS. ONE TEAM, CAREER

Peter Stastny	77	vs. Hartford/Carolina
Peter Stastny	69	vs. Boston
Joe Sakic	66	vs. Vancouver
Joe Sakic	63	vs. Calgary

### MOST POINTS VS. ONE TEAM, SEASON

Joe Sakic	20	2006-07 vs. Calgary
Peter Stastny	20	1987-88 vs. Hartford
Peter Stastny	18	1982-83 vs. Hartford

### MOST GOALS VS. ONE TEAM, SEASON

Michel Goulet	13	1982-83 vs. Hartford
Michel Goulet	11	1981-82 vs. Hartford
Michel Goulet	9	1987-88 vs. Montreal
Michel Goulet	9	1986-87 vs. Buffalo

### MOST ASSISTS VS. ONE TEAM, SEASON

Joe Sakic	15	2006-07 vs. Calgary
Peter Stastny	14	1987-88 vs. Hartford
Peter Stastny	13	1981-82 vs. Boston
Peter Stastny	13	1982-83 vs. Hartford

## YEAR-BY-YEAR GOALTENDER LEADERS

YEAR	GAMES	WINS	SHUTOUTS	GAA	SAVE PCT.
1979-80	M. Dion	50	M. Dion 15	M. Dion 2	M. Dion 3.70 --
1980-81	M. Plasse	33	D. Bouchard 19	D. Bouchard 2	D. Bouchard 3.17 --
1981-82	D. Bouchard	60	D. Bouchard 27	D. Bouchard 1	D. Bouchard 3.86 --
1982-83	D. Bouchard	50	D. Bouchard 20	J. Garrett 3	D. Bouchard 4.01 D. Bouchard .875
1983-84	D. Bouchard	56	D. Bouchard 29	Bouchard/Gosselin 1	D. Bouchard 3.20 D. Bouchard .880
1984-85	M. Gosselin	35	M. Gosselin 19	Gosselin/Sevigny 1	M. Gosselin 3.34 M. Gosselin .877
1985-86	C. Malarchuk	46	C. Malarchuk 26	C. Malarchuk 4	C. Malarchuk 3.21 C. Malarchuk .895
1986-87	C. Malarchuk	54	C. Malarchuk 18	C. Malarchuk 1	M. Gosselin 3.18 C. Malarchuk .884
1987-88	M. Gosselin	54	M. Gosselin 20	M. Brunetta 2	M. Brunetta 3.72 M. Brunetta .874
1988-89	M. Gosselin	39	M. Gosselin 11	--	R. Tugnut 3.60 R. Tugnut .890
1989-90	R. Tugnut	35	R. Tugnut 5	--	R. Tugnut 4.61 R. Tugnut .856
1990-91	R. Tugnut	56	R. Tugnut 12	--	R. Tugnut 4.04 R. Tugnut .885
1991-92	R. Tugnut	30	S. Fiset 7	(3) Players Tied 1	J. Cloutier 3.93 J. Cloutier .876
1992-93	R. Hextall	54	R. Hextall 29	--	S. Fiset 3.30 R. Hextall .888
1993-94	S. Fiset	50	S. Fiset 20	S. Fiset 2	J. Thibault 3.41 J. Thibault .892
1994-95	S. Fiset	32	S. Fiset 17	S. Fiset 2	J. Thibault 2.34 J. Thibault .917
1995-96	P. Roy	39	P. Roy/S. Fiset 22	P. Roy/S. Fiset 1	P. Roy 2.68 P. Roy .909
1996-97	P. Roy	62	P. Roy 38	P. Roy 7	P. Roy 2.32 P. Roy .923
1997-98	P. Roy	65	P. Roy 31	P. Roy 4	P. Roy 2.39 P. Roy .916
1998-99	P. Roy	61	P. Roy 32	P. Roy 5	P. Roy 2.29 P. Roy .917
1999-00	P. Roy	63	P. Roy 32	M. Denis 3	P. Roy 2.28 P. Roy .914
2000-01	P. Roy	62	P. Roy 40	P. Roy 4	P. Roy 2.21 P. Roy .913
2001-02	P. Roy	63	P. Roy 32	P. Roy 9	P. Roy 1.94 P. Roy .925
2002-03	P. Roy	63	P. Roy 35	P. Roy 5	P. Roy 2.18 P. Roy .920
2003-04	D. Aebischer	62	D. Aebischer 32	D. Aebischer 4	D. Aebischer 2.09 D. Aebischer .924
2004-05	--	--	--	--	--
2005-06	D. Aebischer	43	D. Aebischer 25	D. Aebischer 3	P. Budaj 2.86 P. Budaj .900
2006-07	P. Budaj	57	P. Budaj 31	P. Budaj 3	P. Budaj 2.68 P. Budaj .905
2007-08	J. Theodore	53	J. Theodore 28	J. Theodore 3	J. Theodore 2.44 J. Theodore .910
2008-09	P. Budaj	56	P. Budaj 20	P. Budaj 2	P. Budaj 2.86 P. Budaj .899
2009-10	C. Anderson	71	C. Anderson 38	C. Anderson 7	C. Anderson 2.64 C. Anderson .917
2010-11	P. Budaj	45	P. Budaj 15	P. Budaj 1	P. Budaj 3.20 C. Anderson .897
2011-12	S. Varlamov	53	S. Varlamov 26	S. Varlamov 4	J. Giguere 2.27 J. Giguere .919
2012-13	S. Varlamov	35	S. Varlamov 11	S. Varlamov 3	J. Giguere 2.84 J. Giguere .908
2013-14	S. Varlamov	63	S. Varlamov 41	Giguere/Varlamov 2	S. Varlamov 2.41 S. Varlamov .927
2014-15	S. Varlamov	57	S. Varlamov 28	S. Varlamov 5	S. Varlamov 2.56 S. Varlamov .921
2015-16	S. Varlamov	57	S. Varlamov 27	S. Varlamov 2	S. Varlamov 2.81 S. Varlamov .914
2016-17	C. Pickard	50	C. Pickard 15	C. Pickard 2	C. Pickard 2.98 C. Pickard .904
2017-18	S. Varlamov	51	S. Varlamov 24	Bernier/Varlamov 2	S. Varlamov 2.68 S. Varlamov .920

### MOST SAVES, FRANCHISE HISTORY

NO	NAME	DATE	OPPONENT
70	Ron Tugnut	March 21, 1991	at Boston
57	Semyon Varlamov	Nov. 2, 2017	Carolina
54	Semyon Varlamov	Jan. 6, 2015	at Chicago
51	Semyon Varlamov	Dec. 11, 2016	at Toronto
51	Patrick Roy	Dec. 10, 1997	at Toronto
50	Semyon Varlamov	Feb. 16, 2013	at Edmonton
49	Semyon Varlamov	Oct. 28, 2014	San Jose
49	Jacques Cloutier	Feb. 23, 1991	at Calgary
49	Scott Gordon	Feb. 4, 1990	Boston

### MOST SAVES, AVALANCHE HISTORY

NO	NAME	DATE	OPPONENT
57	Semyon Varlamov	Nov. 2, 2017	Carolina
54	Semyon Varlamov	Jan. 6, 2015	at Chicago
51	Semyon Varlamov	Dec. 11, 2016	at Toronto
51	Patrick Roy	Dec. 10, 1997	at Toronto
50	Semyon Varlamov	Feb. 16, 2013	at Edmonton
49	Semyon Varlamov	Oct. 28, 2014	San Jose
48	Craig Anderson	Oct. 24, 2009	Detroit
48	Craig Anderson	March 14, 2010	at Dallas
48	Patrick Roy	Oct. 15, 1997	at Edmonton

### LONGEST WINNING STREAKS, GOALTENDER

PLAYER	GAMES	DATES	PLAYER	GAMES	DATES
Patrick Roy	11 games	Jan. 12 - Feb. 7, 1999	David Aebischer	7 games	Jan. 3-17, 2006
Jonathan Bernier	9 games	Dec. 31, 2017 - Jan. 22, 2018	David Aebischer	7 games	Oct. 21 - Nov. 10, 2005
Stephane Fiset	9 games	Oct. 18 - Nov. 18, 1995	Patrick Roy	7 games	Jan. 10-30, 2001
Jocelyn Thibault	8 games	March 6-26, 1995	Patrick Roy	7 games	Oct. 10-28, 2000
J.S. Giguere	7 games	Oct. 10 - Dec. 6, 2013	Clint Malarchuk	7 games	Dec. 31, 1985 - Jan. 11, 1986
Andrew Raycroft	7 games	Nov. 29, 2008 - Jan. 10, 2009	Dan Bouchard	7 games	Nov. 24 - Dec. 10, 1983

## ALL-TIME SCORING STREAKS

### LONGEST FRANCHISE SCORING STREAKS

GM	PLAYER	DATES
30	Mats Sundin	Oct. 8 - Dec. 10, 1992
20	*Paul Stastny	Feb. 3 - March 17, 2007
19	Peter Stastny	Nov. 29, 1983 - Jan. 14, 1984
18	Peter Stastny	Jan. 17 - Feb. 23, 1982
16	Alex Tanguay	Feb. 6 - March 7, 2003
16	Peter Stastny	Oct. 8 - Nov. 13, 1987
16	Peter Stastny	Feb. 10 - March 15, 1983
16	*Peter Stastny	Oct. 25 - Nov. 30, 1980
15	Steve Duchesne	Nov. 3-30, 1992
15	J.F. Sauve	Nov. 30, 1985 - Jan. 2, 1986
15	Michel Goulet	Feb. 25 - March 25, 1984
14	Nathan MacKinnon	Feb. 24 - March 22, 2018
14	Joe Sakic	Feb. 29 - March 29, 2000
14	Michel Goulet	Oct. 19 - Nov. 22, 1985
13	*Nathan MacKinnon	Jan. 25 - March 6, 2014
13	Joe Sakic	March 12 - April 9, 2006
13	Milan Hejduk	Feb. 11 - March 7, 2003
13	Milan Hejduk	Dec. 6, 2002 - Jan. 2, 2003
13	Valeri Kamensky	March 2-31, 1993
13	Joe Sakic	Feb. 26 - March 24, 1992
13	Peter Stastny	Dec. 19, 1985 - Jan. 17, 1986
13	*Marian Stastny	Nov. 9 - Dec. 2, 1981
13	Marc Tardif	March 4-31, 1981
13	Michel Goulet	Nov. 24 - Dec. 21, 1980

\* - indicates rookie

### AVALANCHE GOAL / ASSIST STREAKS (SINCE 1995-96)

LONGEST GOAL-SCORING STREAKS AVALANCHE HISTORY (Since 1995-96)		
GM	PLAYER	DATES
7	Milan Hejduk	Feb. 11-23, 2003
7	Joe Sakic	Feb. 29 - March 14, 2000
7	Joe Sakic	Oct. 7-22, 1997
6	Joe Sakic	March 13-24, 2001
6	Peter Forsberg	Dec. 13-27, 1997
6	Peter Forsberg	March 3-14, 1997
5	Nathan MacKinnon	Jan. 6-20, 2018
5	Gabriel Landeskog	Feb. 12-20, 2015
5	Milan Hejduk	March 4-14, 2007
5	Milan Hejduk	March 29 - April 6, 2003
5	Chris Drury	Jan. 19-26, 2002
5	Adam Deadmarsh	Jan. 28 - Feb. 5, 1999
5	Valeri Kamensky	March 11-21, 1998
5	Claude Lemieux	Oct. 27 - Nov. 5, 1995

LONGEST ASSIST STREAKS AVALANCHE HISTORY (Since 1995-96)		
GM	PLAYER	DATES
10	Joe Sakic	Feb. 6-24, 2007
10	Joe Sakic	Dec. 27, 1999 - Jan. 17, 2000
9	John-Michael Liles	Oct. 7-26, 2010
8	Joe Sakic	Oct. 19 - Nov. 5, 2007
8	Andrew Brunette	March 7-25, 2007
8	Alex Tanguay	Feb. 8-21, 2003
8	Alex Tanguay	Nov. 1-16, 2000
7	Mikko Rantanen	March 8-20, 2018
7	Peter Forsberg	Jan. 2-13, 2004
7	Peter Forsberg	Jan. 6-18, 2001
7	Milan Hejduk	Nov. 15 - Dec. 1, 2000
7	Peter Forsberg	Dec. 26, 1998 - Jan. 6, 1999
7	Peter Forsberg	Oct. 15 - Nov. 2, 1998
7	Valeri Kamensky	April 2-18, 1998
7	Joe Sakic	Oct. 9-24, 1997
7	Valeri Kamensky	Dec. 1-13, 1995

### FRANCHISE ROOKIE GOAL-SCORING STREAKS

GM	PLAYER	DATES
5	Anton Stastny	Dec. 14-23, 1980
4	Paul Stastny	Feb. 6-13, 2007
4	Marek Svatos	Jan. 5-11, 2006
4	Andrei Kovalenko	Feb. 28 - March 6, 1993
4	Joe Sakic	Oct. 8-14, 1988
4	Marian Stastny	Oct. 28 - Nov. 4, 1981
4	Marian Stastny	Feb. 27 - March 6, 1982

## HAT TRICKS

	PLAYER	DATE	SCORE	GOALTENDER	
1979-80 (3)	1. Real Cloutier	Oct. 10, 1979	ATL 5 vs QUE 3	Daniel Bouchard	
	2. Marc Tardif	Mar. 29, 1980	QUE 7 at DET 3	Rogatien Vachon	
	3. Real Cloutier	Mar. 30, 1980	NYI 9 vs QUE 6	Glenn Resch	
1980-81 (8)	4. John Wensink	Dec. 14, 1980	EDM 5 vs QUE 6	Ron Low (2) Ed Mio (1)	
	5. Marc Tardif	Jan. 31, 1981	NYI 1 vs QUE 5	Billy Smith	
	6. Peter Stastny	Feb. 20, 1981	QUE 9 at VAN 3	Garry Bromley	
	7. Anton Stastny	Feb. 20, 1981	QUE 9 at VAN 3	Garry Bromley	
	8.* Peter Stastny (4 goals)	Feb. 22, 1981	QU 11 at WSH 7	Mike Palmateer (3) Wayne Stephenson (1)	
	9. Anton Stastny	Feb. 22, 1981	QUE 11 at WSH 7	Mike Palmateer (1) Wayne Stephenson (2)	
	10. Jacques Richard	Feb. 22, 1981	QUE 11 at WSH 7	Mike Palmateer (1) Wayne Stephenson (2)	
	11. Robbie Florek	Mar. 18, 1981	QUE 6 at WSH 4	Mike Palmateer (2) Dave Parro (1)	
	1981-82 (14)	12. Miroslav Frycer	Oct. 17, 1981	TOR 4 vs QUE 6	Michel Larocque
		13. Dale Hunter	Oct. 21, 1981	QUE 6 at WSH 3	Mike Palmateer
		14. Real Cloutier	Oct. 24, 1981	DET 3 vs QUE 8	Gilles Gilbert
15. Peter Stastny		Oct. 27, 1981	QUE 7 at LA 8	Mario Lessard	
16. Miroslav Frycer		Nov. 22, 1981	QUE 6 at BOS 1	Marco Baron	
17. Marc Tardif		Nov. 28, 1981	NJR 4 vs QUE 7	Steve Weeks	
18. Dale Hunter		Dec. 2, 1981	EDM 8 vs QUE 9	Ron Low	
19. Marc Tardif		Dec. 12, 1981	STL 6 vs QUE 4	Mike Liut	
20. Michel Goulet		Dec. 29, 1981	CHI 1 vs QUE 8	Tony Esposito (2) Murray Bannerman (1)	
21. Miroslav Frycer		Feb. 2, 1982	COL 7 vs QUE 8	Phillipe Myre	
22. Miroslav Frycer		Feb. 16, 1982	WPG 3 vs QUE 7	Doug Soetaert	
23. Wilf Paiment		Mar. 13, 1982	CHI 3 vs QUE 9	Murray Bannerman	
24. Peter Stastny		Apr. 1, 1982	QUE 8 at BOS 5	Marco Baron (2) Rogatien Vachon (1)	
25. Alain Cote		Apr. 1, 1982	QUE 8 at BOS 5	Rogatien Vachon	
1982-83 (10)		26. Peter Stastny	Oct. 6, 1982	QUE 6 at BUF 4	Robert Sauve
		27. Peter Stastny	Oct. 9, 1982	BUF 4 vs QUE 6	Robert Sauve
		28. Marian Stastny	Oct. 21, 1982	PIT 4 vs QUE 8	Greg Millen
		29. Michel Goulet	Oct. 26, 1982	TOR 4 vs QUE 9	Michel Larocque
		30. Marian Stastny	Nov. 16, 1982	BOS 7 vs QUE 4	Pete Peeters
		31. Real Cloutier	Dec. 7, 1982	BOS 5 vs QUE 10	Pete Peeters (1) Mike Moffat (2)
		32. Peter Stastny	Dec. 11, 1982	QUE 7 at PIT 4	Dennis Herron
		33. Real Cloutier	Jan. 29, 1983	NJ 4 vs QUE 6	Glenn Resch
		34. Michel Goulet	Mar. 5, 1983	HFD 3 vs QUE 10	Greg Millen (2) Mike Veisor (1)
		35. Peter Stastny	Mar. 6, 1983	QUE 7 at HFD 3	Greg Millen
	1983-84 (4)	36. Dale Hunter	Oct. 4, 1983	NYI 3 vs QUE 7	Roland Melanson
37. Anton Stastny		Oct. 8, 1983	BUF 2 vs QUE 9	Robert Sauve	
38. Michel Goulet		Jan. 17, 1984	BOS 3 vs QUE 7	Pete Peeters	
39. Michel Goulet		Mar. 8, 1984	QUE 8 at PIT 6	Denis Herron	
1984-85 (7)		40. Tony McKegney	Oct. 31, 1984	QUE 5 at HFD 3	Greg Millen
	41. Marian Stastny	Dec. 1, 1984	HFD 4 vs QUE 8	Greg Millen	
	42. Michel Goulet	Dec. 29, 1984	PIT 2 vs QUE 10	Denis Herron	
	43. Paul Gillis	Jan. 31, 1985	QUE 5 at BOS 6	Pete Peeters	
	44. Brent Ashton	Feb. 3, 1985	MIN 1 vs QUE 5	Don Beaupre	
	45. Brent Ashton	Mar. 5, 1985	BOS 4 vs QUE 6	Pete Peeters	
	46. Michel Goulet	Mar. 8, 1985	QUE 8 at BOS 4	Doug Keans	
1985-86 (6)	47. Peter Stastny	Nov. 28, 1985	QUE 3 at NYI 7	Doug Keans	
	48.* Michel Goulet (4 goals)	Dec. 1, 1985	NJ 3 vs QUE 9	Alain Chevrier	
	49. Brent Ashton	Dec. 14, 1985	NJ 3 vs QUE 9	Alain Chevrier	
	50. Michel Goulet	Mar. 8, 1986	QUE 6 at HFD 3	Mike Liut	
	51.* Michel Goulet (4 goals)	Mar. 17, 1986	QUE 8 at MTL 6	Patrick Roy	
	52. Peter Stastny	Mar. 29, 1986	QUE 5 at LA 3	Roland Melanson	
1986-87 (4)	53. Brent Ashton	Oct. 28, 1986	LA 2 vs QUE 6	Darren Eliot	
	54. Michel Goulet	Nov. 21, 1986	QUE 6 at BUF 1	Jacques Cloutier	
	55. Brent Ashton	Dec. 13, 1986	BUF 0 vs QUE 7	Jacques Cloutier	
	56. Lane Lambert	Apr. 5, 1987	QUE 6 at BOS 4	Bill Ranford	
1987-88 (6)	57. Michel Goulet	Oct. 12, 1987	QUE 5 at MTL 2	Patrick Roy	
	58. Peter Stastny	Oct. 24, 1987	CGY 7 vs QUE 5	Mike Vernon	
	59. Alan Haworth	Nov. 3, 1987	STL 3 vs QUE 4	Greg Millen	
	60. Michel Goulet	Dec. 27, 1987	HFD 3 vs QUE 5	Mike Liut	
	61. Peter Stastny	Jan. 26, 1988	LA 3 vs QUE 5	Glenn Hecchi	
	62. Peter Stastny	Feb. 21, 1988	QUE 6 at BUF 5	Tom Barrasso	
	1988-89 (5)	63. Joe Sakic	Oct. 22, 1988	QUE 3 at NYI 7	Kelly Hrudey
64. Walt Poddubny		Nov. 3, 1988	QUE 6 at PIT 2	Steve Guenette	
65. Joe Sakic		Nov. 24, 1988	MTL 3 vs QUE 5	Brian Hayward	
66.* Peter Stastny (4 goals)		Feb. 11, 1989	PIT 1 vs QUE 8	Wendell Young (2) Frank Pietrangolo (2)	
67. Peter Stastny		Mar. 18, 1989	NJR 3 vs QUE 8	Bob Froese	
1989-90 (2)	68. Joe Sakic	Oct. 8, 1989	HFD 9 vs QUE 6	Kay Whitmore	
	69. Peter Stastny	Nov. 9, 1989	QUE 7 at NYI 5	Mark Fitzpatrick (1) Glenn Healy (2)	
1990-91 (5)	70. Mats Sundin	Nov. 24, 1990	WPG 11 vs QUE 4	Richard Tabaracci	
	71. Bryan Fogarty	Dec. 1, 1990	BUF 2 vs QUE 4	Clint Malarchuk	
	72. Jeff Jackson	Jan. 3, 1991	QUE 7 at STL 8	Vincent Fiendreau	
	73. Mats Sundin	Feb. 23, 1991	QUE 8 at CGY 10	Mike Vernon	
	74. Joe Sakic	Mar. 19, 1991	EDM 7 vs QUE 6	Bill Ranford	
1991-92 (4)	75. Owen Nolan	Oct. 12, 1991	BUF 5 vs QUE 4	Daren Puppa	
	76. Owen Nolan	Oct. 29, 1991	WPG 2 vs QUE 7	Bob Essensa	
	77.* Mats Sundin (5 goals)	Mar. 5, 1992	QUE 10 at HFD 4	Peter Sidorkiewicz (3) Kay Whitmore (2)	
	78.* Joe Sakic (4 goals)	Apr. 14, 1992	BUF 3 vs QUE 7	Clint Malarchuk (4)	

# ALL-TIME HAT TRICKS

## HAT TRICKS (continued)

	PLAYER	DATE	SCORE	GOALTENDER
1992-93 (5)	79. Owen Nolan	Oct. 10, 1992	OTT 2 vs. QUE 9	Steve Weeks (1) Peter Sidorkiewicz (2)
	80. Andrei Kovalenko	Nov. 11, 1992	QUE 7 at OTT 3	Steve Weeks
	81. Owen Nolan	Nov. 26, 1992	QUE 5 at TOR 4	Felix Potvin
	82. Mats Sundin	Dec. 5, 1992	MIN 7 vs. QUE 4	Jon Casey
83. Scott Young	Dec. 12, 1992	QUE 8 at SJ 7	Brian Hayward	
1993-94 (2)	84. Scott Young	Dec. 19, 1993	SJ 5 vs. QUE 7	Jimmy Waite
	85.* Mike Ricci (5 goals)	Feb. 17, 1994	QUE 8 at SJ 2	Arturs Irbe (3), Jimmy Waite (2)
1994-95 (6)	86. Wendel Clark	Feb. 9, 1995	BOS 3 vs. QUE 4	Vincent Riendeau
	87. Uwe Krupp	Mar. 1, 1995	TB 2 vs. QUE 8	Daren Puppa
	88. Owen Nolan	Mar. 6, 1995	NJ 3 vs. QUE 6	Martin Brodeur (2) Chris Terreri (1)
	89. Scott Young	Mar. 26, 1995	OTT 4 vs. QUE 11	Don Beaupre (2) Craig Billington (1)
	90. Owen Nolan	Mar. 30, 1995	NYR 4 vs. QUE 5	Mike Richter (2) Glenn Healy (1) Don Beaupre
91. Owen Nolan	Apr. 2, 1995	OTT 5 vs. QUE 7		
1995-96 (6)	92. Claude Lemieux	Nov. 28, 1995	COL 7 at NYI 3	Jamie McLennan
	93. Valeri Kamensky	Dec. 5, 1995	SJ 2 vs. COL 12	Chris Terreri (2) Wade Flaherty (1)
	94. Claude Lemieux	Jan. 16, 1996	COL 5 at PIT 2	Ken Wreggett (1)
	95. Peter Forsberg	Feb. 11, 1996	COL 5 at PHI 3	Ron Hextall
96. Peter Forsberg	Feb. 19, 1996	COL 7 at EDM 5	Curtis Joseph	
97. Valeri Kamensky	Mar. 20, 1996	COL 5 at LA 2	Kelly Hrudey	
1996-97 (5)	98. Eric Lacroix	Oct. 15, 1996	EDM 2 vs. COL 7	Curtis Joseph
	99. Scott Young	Nov. 9, 1996	MTL 2 vs. COL 5	Pat Jablonski
	100. Joe Sakic	Mar. 14, 1997	PIT 3 vs. COL 6	Ken Wreggett
	101. Valeri Kamensky	Mar. 26, 1997	COL 5 vs. DET 6	Mike Vernon
	102. Peter Forsberg	Apr. 2, 1997	COL 5 at CGY 1	Trevor Kidd
1997-98 (2)	103. Claude Lemieux	Nov. 18, 1997	COL 6 at WSH 6	Bill Ranford
	104. Valeri Kamensky	Jan. 3, 1998	COL 5 at PIT 4	Peter Skudra
1998-99 (4)	105. Valeri Kamensky	Nov. 6, 1998	COL 5 vs. EDM 2	Bob Essensa
	106. Joe Sakic	Feb. 19, 1999	COL 4 at NSH 4	Mike Dunham
	107. Peter Forsberg	Mar. 3, 1999	COL 7 at FLA 5	Sean Burke
	108. Theo Fleury	Mar. 28, 1999	COL 5 vs. LA 2	Jamie Storr (1) Stephane Fiset (2)
1999-00 (5)	109. Sandis Ozolinsh	Dec. 6, 1999	COL 5 vs. VAN 2	Kevin Weekes
	110. Adam Deadmarsh	Jan. 5, 2000	COL 4 vs. CGY 0	Fred Brathwaite
	111. Shjon Podein	Feb. 18, 2000	COL 4 at NYR 2	Mike Richter
	112. Joe Sakic	Mar. 7, 2000	COL 8 at CGY 3	Fred Brathwaite
113. Joe Sakic	Mar. 23, 2000	COL 4 at PHO 2	Bob Essensa	
2000-01 (2)	114. Joe Sakic	Dec. 12, 2000	COL 5 vs. LAK 2	Jamie Storr
	115. Joe Sakic	Apr. 4, 2001	COL 5 vs. EDM 3	Tommy Salo
2001-02 (2)	116. Radim Vrbata	Feb. 8, 2002	COL 6 at MIN 0	Emmanuel Fernandez
	117. Steven Reinprecht	Apr. 3, 2002	COL 6 vs. ATL 0	Frederic Cassivi
2002-03 (6)	118. Peter Forsberg	Dec. 29, 2002	COL 6 vs. LAK 1	Felix Potvin
	119. Steven Reinprecht	Jan. 4, 2003	COL 6 at SJS 1	Ergen Nabokov (1) Mikko Kiprusoff (2)
	120. Milan Hejduk	Feb. 8, 2003	COL 5 vs. DET 3	Curtis Joseph
	121. Peter Forsberg	Feb. 9, 2003	COL 4 vs. CGY 2	Roman Turek
	122. Joe Sakic	Mar. 13, 2003	COL 5 vs. CBJ 1	Marc Denis
	123. Alex Tanguay	Mar. 22, 2003	COL 8 vs. CHI 1	Craig Anderson
2003-04 (5)	124. Peter Forsberg	Oct. 23, 2003	COL 6 vs. EDM 1	Ty Conklin (2) Tommy Salo (1)
	125. Joe Sakic	Dec. 20, 2003	COL 3 at LAK 3	Roman Cechmanek (2) Cristobal Huet (1)
	126. Alex Tanguay	Jan. 21, 2004	COL 6 at FLA 5	Roberto Luongo
	127. Joe Sakic	Mar. 3, 2004	COL 5 vs. VAN 5	Dan Cloutier
128. Milan Hejduk	Mar. 8, 2004	COL 9 at VAN 2	Dan Cloutier (1) Johan Hedberg (2)	
2005-06 (2)	129. Marek Svatos	Oct. 10, 2005	COL 7 vs. CGY 3	Mikko Kiprusoff
	130. Marek Svatos	Jan. 9, 2006	COL 6 vs. STL 1	Jason Bacashihua
2006-07 (3)	131. Andrew Brunette	Dec. 19, 2006	COL 7 at EDM 6	Dwayne Roloson
	132. Milan Hejduk	Feb. 15, 2007	COL 7 at CGY 5	Mikko Kiprusoff
	133. Milan Hejduk	Apr. 5, 2007	COL 3 at VAN 1	Roberto Luongo
2007-08 (3)	134. Paul Stastny	Oct. 3, 2007	COL 4 vs. DAL 3	Marty Turco
	135. Joe Sakic	Oct. 13, 2007	COL 5 vs. CBJ 1	Pascal Leclaire
	136. Milan Hejduk	Dec. 9, 2007	COL 9 vs. STL 5	Hannu Toivonen
2008-09	None			
2009-10 (1)	137. Chris Stewart	March 6, 2010	COL 7 vs. STL 3	Chris Mason (2) Ty Conklin (1)
2010-11 (2)	138. Chris Stewart	Oct. 28, 2010	COL 6 at CGY 5	Henrik Karlsson
	139. Tomas Fleischmann	Dec. 15, 2010	COL 4 at CHI 3	Corey Crawford
2011-12 (1)	140. Matt Duchene	Nov. 4, 2011	COL 6 at DAL 7	Kari Lehtonen
2012-13	None			
2013-14	None			
2014-15 (1)	141. Nathan MacKinnon	Feb. 22, 2015	COL 5 vs. TBL 4	Andrei Vasilevskiy
2015-16 (1)	142. Nathan MacKinnon	Dec. 28, 2015	COL 6 at SJS 3	Martin Jones (2), empty net (1)
2016-17 (2)	143. Joe Colborne	Oct. 15, 2016	COL 6 vs. DAL 5	Antti Niemi
	144. Mikko Rantanen	Feb. 7, 2017	COL 4 vs. MTL 0	Carey Price
2017-18 (3)	145. Matt Nieto	Oct. 24, 2017	COL 5 vs. DAL 3	Ben Bishop (2), empty net (1)
	146. Gabriel Landeskog	Nov. 16, 2017	COL 6 vs. WSH 2	Philipp Grubauer
	147. Gabriel Landeskog	Dec. 16, 2017	COL 5 vs. TBL 6	Peter Budaj

## HAT TRICKS BY PLAYER

Peter Stastny . . . . .	16	Nathan MacKinnon . . . . .	2	Andrei Kovalenko . . . . .	1
Joe Sakic . . . . .	15	Steven Reinprecht . . . . .	2	Uwe Krupp . . . . .	1
Michel Goulet . . . . .	13	Chris Stewart . . . . .	2	Eric Lacroix . . . . .	1
Owen Nolan . . . . .	7	Marek Svatos . . . . .	2	Lane Lambert . . . . .	1
Peter Forsberg . . . . .	7	Alex Tanguay . . . . .	2	Tony McKegney . . . . .	1
Brent Ashton . . . . .	5	Andrew Brunette . . . . .	1	Matt Nieto . . . . .	1
Real Cloutier . . . . .	5	Wendel Clark . . . . .	1	Sandis Ozolinsh . . . . .	1
Milan Hejduk . . . . .	5	Joe Colborne . . . . .	1	Wilf Paiement . . . . .	1
Valeri Kamensky . . . . .	5	Alain Cote . . . . .	1	Walt Poddubny . . . . .	1
Miroslav Frycer . . . . .	4	Adam Deadmarsh . . . . .	1	Shjon Podein . . . . .	1
Mats Sundin . . . . .	4	Matt Duchene . . . . .	1	Mikko Rantanen . . . . .	1
Marc Tardif . . . . .	4	Tomas Fleischmann . . . . .	1	Mike Ricci . . . . .	1
Scott Young . . . . .	4	Theo Fleury . . . . .	1	Jacques Richard . . . . .	1
Dale Hunter . . . . .	3	Bryan Fogarty . . . . .	1	Paul Stastny . . . . .	1
Claude Lemieux . . . . .	3	Robbie Ftorek . . . . .	1	Radim Vrbata . . . . .	1
Anton Stastny . . . . .	3	Paul Gillis . . . . .	1	John Wensink . . . . .	1
Marian Stastny . . . . .	3	Alan Haworth . . . . .	1		
Gabriel Landeskog . . . . .	2	Jeff Jackson . . . . .	1		

## YOUNGEST PLAYERS TO SCORE HAT TRICK, FRANCHISE HISTORY

PLAYER	AGE	DATE / OPPONENT
Joe Sakic	19 years, 107 days	Oct. 22, 1988 at NY Islanders
Joe Sakic	19 years, 140 days	Nov. 24, 1988 vs. Montreal
Nathan MacKinnon	19 years, 174 days	Feb. 22, 2015 vs. Tampa Bay

## TOP SINGLE GAME PERFORMANCES, FRANCHISE HISTORY

### MOST GOALS SCORED IN A SINGLE GAME FRANCHISE HISTORY

G	PLAYER	DATES
5	Mike Ricci	Feb. 17, 1994 at San Jose
5	Mats Sundin	March 5, 1992 at Hartford
4	Joe Sakic	April 14, 1992 vs. Buffalo
4	Peter Stastny	Feb. 11, 1989 vs. Pittsburgh
4	Michel Goulet	March 17, 1986 at Montreal
4	Michel Goulet	Dec. 14, 1985 vs. New Jersey
4	Peter Stastny	Feb. 22, 1981 at Washington

### MOST ASSISTS IN A SINGLE GAME FRANCHISE HISTORY

A	PLAYER	DATES
5	Peter Forsberg	March 22, 2003 vs. Chicago
5	Peter Forsberg	Jan. 1, 2003 at Nashville
5	Joe Sakic	Oct. 15, 1996 vs. Edmonton
5	Peter Forsberg	Feb. 23, 1996 vs. Los Angeles
5	Mike Ricci	Dec. 12, 1992 at San Jose
5	Owen Nolan	March 5, 1992 at Hartford
5	Michel Goulet	Jan. 3, 1984 vs. Montreal
5	Anton Stastny	Feb. 22, 1981 at Washington

### MOST POINTS IN A SINGLE GAME FRANCHISE HISTORY

P	PLAYER	DATES
8	Anton Stastny	Feb. 22, 1981 at Washington
8	Peter Stastny	Feb. 22, 1981 at Washington
7	Mats Sundin	March 5, 1992 at Hartford
7	Peter Stastny	April 1, 1982 at Boston
6	Milan Hejduk	Dec. 9, 2007 vs. St. Louis
6	Peter Forsberg	Jan. 1, 2003 at Nashville
6	Peter Forsberg	March 3, 1999 at Florida
6	Joe Sakic	Oct. 15, 1996 vs. Edmonton
6	Mike Ricci	Dec. 12, 1992 at San Jose
6	Owen Nolan	March 5, 1992 at Hartford
6	Brent Ashton	March 5, 1985 vs. Boston
6	Michel Goulet	Jan. 3, 1984 vs. Montreal



# ALL-TIME PENALTY SHOTS

## PENALTY SHOTS BY AVALANCHE – REGULAR SEASON

48 Total (25 Made, 23 Missed)

PLAYER	DATE	OPPONENT	GOALTENDER	RESULT
1. Peter Stastny	Oct. 14, 1980	at Colorado	Al Smith	No Goal
2. Michel Goulet	Feb. 6, 1983	Washington	Pat Riggan	Goal
3. Dale Hunter	Dec. 6, 1983	Calgary	Réjean Lemelin	Goal
4. Michel Goulet	Jan. 26, 1984	at NY Islanders	Kelly Hrudey	Goal
5. Michel Goulet	Dec. 29, 1984	Pittsburgh	Denis Herron	No Goal
6. Michel Goulet	Jan. 10, 1987	Montréal	Patrick Roy	Goal
7. Michel Goulet	Mar. 12, 1987	Pittsburgh	Pat Riggan	No Goal
8. Mike Eagles	Nov. 9, 1987	Boston	Doug Keans	Goal
9. Lane Lambert	Mar. 15, 1988	Toronto	Ken Wregget	No Goal
10. Michel Goulet	Dec. 29, 1988	Toronto	Allan Bester	No Goal
11. Anton Stastny	Mar. 7, 1989	Toronto	Allan Bester	No Goal
12. Claude Loiselle	Oct. 28, 1989	Edmonton	Bill Ranford	No Goal
13. Joe Sakic	Dec. 9, 1989	Philadelphia	Ken Wregget	Goal
14. Scott Pearson	Mar. 16, 1991	at Pittsburgh	Tom Barrasso	Goal
15. Mats Sundin	Mar. 3, 1992	Buffalo	Tom Draper	Goal
16. Mats Sundin	Feb. 2, 1993	Los Angeles	Kelly Hrudey	No Goal
17. Alexei Gusarov	Mar. 10, 1993	Buffalo	Grant Fuhr	Goal
18. Andrei Kovalenko	Dec. 4, 1993	Vancouver	Kirk McLean	Goal
19. Joe Sakic	Jan. 14, 1996	Calgary	Trevor Kidd	Goal
20. Peter Forsberg	Feb. 1, 1996	Winnipeg	Tim Cheveldae	No Goal
21. Valeri Kamensky	Oct. 26, 1996	at Edmonton	Curtis Joseph	Goal
22. Peter Forsberg	Dec. 6, 1996	St. Louis	Grant Fuhr	No Goal
23. Adam Deadmarsh	Mar. 1, 1997	Chicago	Jeff Hackett	Goal
24. Joe Sakic	Nov. 1, 1997	Calgary	Tyler Moss	Goal
25. Chris Drury	Mar. 18, 2000	Detroit	Ken Wregget	Goal
26. Alex Tanguay	Dec. 1, 2000	Dallas	Ed Belfour	No Goal
27. Greg de Vries	Oct. 27, 2001	at Phoenix	Sean Burke	No Goal
28. Shjon Podein	Dec. 12, 2001	Columbus	Marc Denis	No Goal
29. Chris Drury	Apr. 12, 2002	at Anaheim	J. Giguere	Goal
30. Dean McAmmond	Jan. 23, 2003	Columbus	Marc Denis	No Goal
31. Milan Hejduk	Jan. 11, 2004	at Chicago	Michael Leighton	Goal
32. Milan Hejduk	Jan. 19, 2004	at Tampa Bay	Nikolai Khabibulin	Goal - OT
33. Paul Kariya	Feb. 28, 2004	at Columbus	Marc Denis	No Goal
34. Alex Tanguay	Nov. 12, 2005	at Calgary	Mikka Kiprusoff	Goal
35. Brett Clark	Nov. 18, 2005	at Anaheim	Ilya Bryzgalov	No Goal
36. Marek Svatos	Dec. 4, 2005	Buffalo	Martin Biron	Goal
37. Joe Sakic	Dec. 18, 2005	at NY Rangers	Kevin Weekes	Goal
38. Milan Hejduk	Oct. 12, 2008	at Edmonton	Mathieu Garon	Goal
39. Jordan Leopold	Dec. 15, 2008	at Detroit	Chris Osgood	Goal
40. Chris Stewart	Mar. 6, 2010	St. Louis	Ty Conklin	Goal
41. Kevin Porter	Jan. 18, 2011	Vancouver	Roberto Luongo	No Goal
42. Nathan MacKinnon	Feb. 4, 2016	Dallas	Antti Niemi	No Goal
43. Nathan MacKinnon	Mar. 3, 2016	Florida	Roberto Luongo	No Goal
44. Matt Nieto	Jan. 6, 2017	NY Islanders	Thomas Greiss	No Goal
45. Mikko Rantanen	Feb. 28, 2017	at Philadelphia	Steve Mason	No Goal
46. Gabriel Landeskog	Mar. 15, 2017	Detroit	Jimmy Howard	No Goal
47. Matt Nieto	Nov. 10, 2017	Ottawa (in Sweden)	Craig Anderson	No Goal
48. Gabriel Landeskog	Nov. 16, 2017	Washington	Philipp Grubauer	Goal

## PENALTY SHOTS BY OPPONENTS — REGULAR SEASON

41 Total (18 Made, 23 Missed)

PLAYER	DATE	OPPONENT	GOALTENDER	RESULT
1. Dave Lumley	Dec. 2, 1981	Edmonton	Daniel Bouchard	Goal
2. Brent Peterson	Dec. 19, 1982	at Buffalo	Daniel Bouchard	No Goal
3. Blaine Stoughton	Mar. 5, 1983	Hartford	Clint Malarchuk	No Goal
4. Jim Peplinski	Oct. 13, 1984	at Calgary	Mario Gosselin	Goal
5. Mario Lemieux	Dec. 29, 1984	Pittsburgh	Mario Gosselin	Goal
6. Doug Smail	Oct. 13, 1985	at Winnipeg	Richard Sévigny	No Goal
7. Ron Francis	Jan. 17, 1986	at Hartford	Clint Malarchuk	Goal
8. Bobby Smith	Jan. 29, 1986	at Montréal	Mario Gosselin	No Goal
9. Dave Andreychuk	Nov. 22, 1986	Buffalo	Clint Malarchuk	No Goal
10. Mike Bullard	Mar. 19, 1988	Calgary	Mario Brunetta	No Goal
11. Lindy Ruff	Nov. 26, 1989	at NY Rangers	Mario Brunetta	Goal
12. Theoren Fleury	Feb. 23, 1991	Calgary	Ron Tugnutt	Goal
13. Dave McLlwain	Oct. 12, 1991	Buffalo	Ron Tugnutt	No Goal
14. Craig Janney	Jan. 9, 1992	at Boston	Stéphane Fiset	No Goal
15. Chris Dahlquist	Mar. 21, 1992	Minnesota	Stéphane Fiset	No Goal
16. Tony Granato	Nov. 25, 1993	Los Angeles	Jocelyn Thibault	No Goal
17. Martin Straka	Mar. 16, 1995	Pittsburgh	Jocelyn Thibault	No Goal
18. Kevin Miller	Dec. 5, 1995	San Jose	Stephane Fiset	Goal
19. Ville Peltonen	Mar. 5, 1996	San Jose	Patrick Roy	No Goal
20. Jamie Baker	Mar. 28, 1996	at San Jose	Patrick Roy	No Goal
21. Theoren Fleury	Oct. 22, 1996	at Calgary	Patrick Roy	Goal
22. Tom Chorske	Mar. 7, 1998	at NY Islanders	Patrick Roy	Goal
23. Andrew Cassels	Nov. 30, 1999	at Vancouver	Patrick Roy	No Goal
24. Alex Kolanos	Mar. 30, 2002	at Phoenix	Patrick Roy	Goal
25. Mike Corrie	Mar. 14, 2004	Phoenix	Tommy Salo	No Goal
26. Jonathan Hedstrom	Mar. 22, 2006	at Anaheim	Peter Budaj	Goal
27. Matthew Lombardi	Mar. 31, 2006	at Calgary	Peter Budaj	Goal
28. Alex Ovechkin	Oct. 25, 2006	Washington	Peter Budaj	No Goal
29. Mike Grier	Dec. 7, 2006	at San Jose	Jose Theodore	No Goal
30. Tomas Holmstrom	Mar. 4, 2007	at Detroit	Peter Budaj	No Goal
31. Jay McClement	Dec. 9, 2007	St. Louis	Jose Theodore	Goal
32. Simon Gagne	Oct. 16, 2008	Philadelphia	Andrew Raycroft	Goal
33. Taylor Pyatt	Nov. 12, 2008	at Vancouver	Peter Budaj	Goal
34. Rick Nash	Jan. 2, 2009	Columbus	Peter Budaj	Goal
35. Pavol Demitra	Mar. 27, 2009	Vancouver	Andrew Raycroft	No Goal
36. Ray Whitney	Oct. 23, 2009	Carolina	Craig Anderson	No Goal
37. Teemu Selanne	Mar. 28, 2011	at Anaheim	Brian Elliott	Goal
38. Oliver Ekman-Larsson	Dec. 29, 2011	Phoenix	Semyon Varlamov	No Goal
39. Devin Setoguchi	Mar. 6, 2012	Minnesota	Semyon Varlamov	Goal
40. Jim Slater	Mar. 10, 2014	Winnipeg	Semyon Varlamov	No Goal
41. Eric Staal	Dec. 20, 2016	at Minnesota	Semyon Varlamov	No Goal

### OPPONENT RECORDS VS. AVALANCHE/NORDIQUES

#### MOST CAREER POINTS

Ray Bourque	132
Wayne Gretzky	132
Ron Francis	111

#### MOST CAREER ASSISTS

Ray Bourque	100
Wayne Gretzky	94
Ron Francis	74

#### MOST CAREER GOALS

Stephane Richer	40
Wayne Gretzky	38
Cam Neely	38

#### MOST POINTS IN A SEASON

1988-89	Chris Chelios, Montreal	16
1982-83	Rick Middleton, Boston	15
1990-91	Craig Janney, Boston	15
1981-82	Peter McNab, Boston	15

#### MOST ASSISTS IN A SEASON

1988-89	Chris Chelios, Montreal	13
1993-94	Ray Bourque, Boston	12
1989-90	Ray Bourque, Boston	11
1991-92	Dale Hawerchuk, Buffalo	11
1985-86	Wayne Gretzky, Edmonton	11

#### MOST GOALS IN A SEASON

1981-82	Peter McNab, Boston	9
1982-83	Steve Shutt, Montreal	8
1993-94	Adam Oates, Boston	8
1992-93	Alexander Mogilny, Buffalo	8
1982-83	Rick Middleton, Boston	8

## TEAM RECORDS

### WINS & LOSSES

**MOST WINS, SEASON**

52 2013-14  
2000-01

**MOST HOME WINS**

28 2017-18  
2000-01

**MOST ROAD WINS**

26 2013-14

**FEWEST WINS**

12 1989-90

**FEWEST HOME WINS**

8 1989-90

**FEWEST ROAD WINS**

2 1991-92

**MOST LOSSES**

61 1989-90

**MOST HOME LOSSES**

26 2016-17  
1989-90

**MOST ROAD LOSSES**

35 1989-90

**FEWEST LOSSES (FULL SEASON)**

16 2000-01

**FEWEST HOME LOSSES (FULL SEASON)**

6 2000-01

**FEWEST ROAD LOSSES (FULL SEASON)**

8 2003-04

**MOST WINS, SINGLE MONTH**

11 March, 2007 (11-1-2)  
January 2004 (11-1-2-2)

**LONGEST WINNING STREAK**

12 Jan. 10 - Feb. 7, 1999

**LONGEST HOME WINNING STREAK**

10 Dec. 29, 2017 - Feb. 14, 2018  
March 6 - April 16, 1995  
Nov. 26, 1983 - Jan. 10, 1984

**LONGEST ROAD WINNING STREAK**

7 Jan. 10 - Feb. 7, 1999

**LONGEST UNDEFEATED STREAK**

12 Jan. 10 - Feb. 7, 1999 (12-0-0)  
Dec. 23, 1996 - Jan. 20, 1997 (9-0-3)

**LONGEST HOME UNDEFEATED STREAK**

14 Nov. 19, 1983 - Jan. 21, 1984 (11-0-3)

**LONGEST ROAD UNDEFEATED STREAK**

10 Jan. 10 - March 3, 1999 (8-0-2)

**CONSECUTIVE GAMES WITH AT LEAST ONE POINT**

16 Dec. 27, 2000 - Jan. 30, 2001 (12-0-3-1)

**CONSECUTIVE HOME GAMES WITH AT LEAST ONE POINT**

17 Jan. 20 - April 6, 2003 (14-0-2-1)

**CONSECUTIVE ROAD GAMES WITH AT LEAST ONE POINT**

15 Dec. 20, 2003 - Feb. 14, 2004 (9-0-4-2)

**LONGEST LOSING STREAK (REGULATION)**

14 Oct. 21 - Nov. 19, 1990

**LONGEST HOME LOSING STREAK (REGULATION)**

8 Nov. 29 - Dec. 31, 2016  
Oct. 21 - Nov. 24, 1990

**LONGEST ROAD LOSING STREAK (REGULATION)**

18 Jan. 18 - April 1, 1990

**LONGEST WINLESS STREAK**

17 Oct. 21 - Nov. 25, 1990 (0-15-2)

**LONGEST HOME WINLESS STREAK**

11 Nov. 14 - Dec. 26, 1989 (0-7-4)

### WINS & LOSSES (continued)

**LONGEST ROAD WINLESS STREAK**

33 Oct. 8, 1991 - Feb. 27, 1992 (0-25-8)

**MARGIN OF VICTORY & DEFEAT****LARGEST MARGIN OF VICTORY**

10 Dec. 12, 1995 vs. San Jose (12-2)

**LARGEST MARGIN OF DEFEAT**

10 Feb. 6, 1990 at Washington (2-12)

**COMEBACK WINS****LARGEST DEFICIT OVERCOME, VICTORY**

5 March 3, 1999 at Florida (trailed 0-5, won 7-5)

**TIES****MOST TIES, SEASON**

18 1980-81

**MOST HOME TIES, SEASON**

11 1980-81

**MOST ROAD TIES, SEASON**

13 1981-82

**FEWEST TIES, SEASON (FULL SEASON)**

5 1987-88

**FEWEST HOME TIES, SEASON (FULL SEASON)**

2 1987-88, 1992-93

**FEWEST ROAD TIES, SEASON (FULL SEASON)**

1 1989-90

**OVERTIME****MOST OVERTIME GAMES, SEASON**

28 2003-04  
2002-03

**MOST OT WINS, SEASON (NOT INCLUDING SHOOTOUTS)**

10 2013-14

**MOST OT LOSSES, SEASON (NOT INCLUDING SHOOTOUTS)**

8 2002-03

**FEWEST OVERTIME WINS, SEASON**

0 5x (1983-84, '86-87, '89-90, '91-92, '93-94)

**FEWEST OVERTIME LOSSES**

0 1993-94

**GOALS****MOST GOALS, SEASON**

360 1983-84

**MOST GOALS, HOME, SEASON**

203 1982-83

**MOST GOALS, ROAD, SEASON**

171 1992-93

**FEWEST GOALS, SEASON (FULL SEASON)**

165 2016-17

**FEWEST GOALS, HOME, SEASON (FULL SEASON)**

95 2016-17

**FEWEST GOALS, ROAD, SEASON (FULL SEASON)**

70 2016-17

**MOST GOALS SCORED BY DEFENSEMEN**

58 1992-93

**MOST GOALS, GAME**

12 Dec. 5, 1995 vs. San Jose (12-2)  
Oct. 20, 1984 at Toronto (12-3)  
Feb. 1, 1983 vs. Hartford (12-3)

**MOST GOALS, GAME, HOME**

12 Dec. 5, 1995 vs. San Jose (12-2)  
Feb. 1, 1983 vs. Hartford (12-3)

## GOALS (continued)

### MOST GOALS, GAME, ROAD

12 Oct. 20, 1984 at Toronto (12-3)

### MOST GOALS, PERIOD

6 8x (last: March 3, 1999 at Florida - 3rd)

### MOST GOALS, PERIOD, HOME

6 Dec. 5, 1995 vs. San Jose (1st)  
Nov. 1, 1983 vs. Los Angeles (1st)  
Feb. 1, 1983 vs. Hartford (1st)  
Dec. 7, 1982 vs. Boston (2nd)

### MOST GOALS, PERIOD, ROAD

6 March 3, 1999 at Florida (3rd)  
Feb. 16, 1985 at Pittsburgh (2nd)  
Oct. 20, 1984 at Toronto (3rd)  
April 1, 1982 at Boston (1st)

### MOST GOALS AGAINST, SEASON

407 1989-90

### MOST GOALS AGAINST, HOME, SEASON

192 1989-90

### MOST GOALS AGAINST, ROAD, SEASON

215 1989-90

### MOST GOALS AGAINST, GAME

12 Feb. 6, 1990 at Washington (2-12)

### MOST GOALS AGAINST, GAME, HOME

11 Nov. 24, 1990 vs. Winnipeg (4-11)  
March 8, 1983 vs. Boston (5-11)

### MOST GOALS AGAINST, GAME, ROAD

12 Feb. 6, 1990 at Washington (2-12)

### MOST GOALS AGAINST, PERIOD

7 Feb. 27, 1995 vs Pittsburgh (2nd)  
Feb. 18, 1989 at Los Angeles (3rd)  
April 4, 1980 at Hartford (2nd)

### MOST GOALS AGAINST, HOME, PERIOD

7 Feb. 27, 1995 vs Pittsburgh (2nd)

### MOST GOALS AGAINST, ROAD, PERIOD

7 Feb. 18, 1989 at Los Angeles (3rd)  
April 4, 1980 at Hartford (2nd)

### FEWEST GOALS AGAINST, SEASON (FULL SEASON)

169 2001-02

### FEWEST GOALS AGAINST, HOME, SEASON (FULL SEASON)

80 2001-02  
1999-00

### FEWEST GOALS AGAINST, ROAD, SEASON (FULL SEASON)

89 2001-02

## COMBINED GOALS

### MOST GOALS COMBINED, GAME

18 Feb. 23, 1991 at Calgary (8-10)  
Feb. 22, 1981 at Washington (11-7)

### MOST GOALS, COMBINED, PERIOD

10 Dec. 7, 1982 vs. Boston (2nd)

## SHUTOUTS

### MOST SHUTOUTS, ONE SEASON

11 2001-02

### FEWEST SHUTOUTS, ONE SEASON

0 4x (1988-89, 1989-90, 1990-91, 1992-93)

### MOST TIMES SHUTOUT, ONE SEASON

12 2016-17  
2008-09

### FEWEST TIMES SHUTOUT, ONE SEASON

0 6x ('80-'81, '81-'82, '83-'84, '86-'87, '92-'93, '94-'95)

### MOST CONSECUTIVE SHUTOUTS

3 Nov. 14-18, 2001

## SHUTOUTS (continued)

### MOST CONSECUTIVE GAMES BEING SHUTOUT

2 7x (last: Dec. 20-22, 2016)

## SPECIALTY TEAMS

### MOST POWER-PLAY GOALS, SEASON

101 1992-93

### FEWEST POWER-PLAY GOALS, SEASON (FULL SEASON)

30 2016-17

### MOST POWER-PLAY GOALS AGAINST, SEASON

98 1990-91  
1989-90

### FEWEST POWER-PLAY GOALS AGAINST, SEASON (FULL SEASON)

37 2014-15

### FEWEST POWER-PLAY OPPORTUNITIES, SEASON (FULL SEASON)

223 2011-12

### MOST POWER-PLAY GOALS, GAME

5 Feb. 20, 2018 at Vancouver  
Dec. 27, 1992 at Ottawa  
April 14, 1992 vs. Buffalo  
Oct. 13, 1986 at Vancouver  
Dec. 14, 1985 vs. New Jersey

### MOST POWER-PLAY GOALS AGAINST, GAME

6 Oct. 13, 1993 at NY Rangers

### MOST POWER-PLAY GOALS, PERIOD

3 13x (last: Feb. 20, 2018 at Vancouver - 2nd)

### MOST POWER-PLAY GOALS AGAINST, PERIOD

4 Oct. 10, 1983 vs. Montreal (1st)

### MOST SHORT-HANDED GOALS, SEASON

21 2x (1992-93, 1995-96)

### FEWEST SHORT-HANDED GOALS, SEASON

2 2007-08

### MOST SHORT-HANDED GOALS, GAME

3 Dec. 26, 2005 vs. Phoenix  
Jan. 17, 1989 vs. New Jersey  
Oct. 20, 1984 at Toronto

### MOST SHORT-HANDED GOALS, PERIOD

2 April 4, 2017 vs. Chicago (2nd)  
Feb. 2, 2010 vs. Columbus (3rd)  
Dec. 26, 2005 vs. Phoenix (3rd)  
Dec. 3, 1995 vs. Dallas (2nd)  
Oct. 13, 1992 vs. Philadelphia (3rd)  
Oct. 31, 1991 at NY Rangers (3rd)  
Jan. 17, 1989 vs. New Jersey (3rd)

### MOST SHORT-HANDED GOALS AGAINST, SEASON

22 1995-96

### FEWEST SHORT-HANDED GOALS AGAINST, SEASON

1 2013-14

### MOST POWER-PLAY GOALS, COMBINED, GAME

8 5x (last: Nov. 25, 1993 vs. Los Angeles)

### MOST POWER-PLAY GOALS, COMBINED, PERIOD

5 3x (last: Dec. 23, 1989 vs. Buffalo - 2nd)

### MOST SHORT-HANDED GOALS, COMBINED, GAME

4 3x (last: Dec. 3, 1995 vs. Dallas)

### MOST SHORT-HANDED GOALS, COMBINED, PERIOD

4 Dec. 3, 1995 vs. Dallas (2nd)

## SCORING PLATEAUS

### MOST 30-GOAL SCORERS, SEASON

5 1981-82

### MOST 20-GOAL SCORERS, SEASON

8 1983-84  
1981-82

## TEAM RECORDS

### SHOTS-ON-GOAL

#### MOST SHOTS-ON-GOAL, SEASON

2644 1995-96

#### FEWEST SHOTS-ON-GOAL, SEASON

2030 1990-91

#### MOST SHOTS-ON-GOAL, GAME

57 March 5, 1996 vs San Jose

#### FEWEST SHOTS-ON-GOAL, GAME

9 Jan. 18, 1981 at Chicago

#### LARGEST SHOT DIFFERENTIAL

+31 March 5, 1996 vs San Jose (57-26)

#### MOST SHOTS AGAINST, SEASON

2863 1990-91

#### FEWEST SHOTS AGAINST, SEASON (FULL SEASON)

2059 2000-01

#### MOST SHOTS AGAINST, GAME

73 March 21, 1991 at Boston

#### MOST SHOTS-ON-GOAL, PERIOD

29 Feb. 11, 1997 vs. Los Angeles (1st)

#### MOST SHOTS AGAINST, PERIOD

26 Feb. 4, 1990 vs. Boston (1st)

#### FEWEST SHOTS-ON-GOAL, PERIOD

0 Many Times (last: Oct. 27, 2005 vs. Vancouver - 3rd)

#### FEWEST SHOTS AGAINST, GAME

9 Jan. 27, 2001 at Nashville

#### FEWEST SHOTS AGAINST, PERIOD

0 Feb. 16, 2015 vs. Arizona (2nd)

### PENALTIES

#### MOST PENALTY MINUTES, SEASON

2104 1989-90

#### FEWEST PENALTY MINUTES, FULL SEASON

767 2016-17

#### FEWEST TOTAL PENALTIES, FULL SEASON

306 2014-15

#### MOST PENALTY MINUTES, GAME

118 April 15, 1992 at Buffalo

#### MOST PENALTY MINUTES AGAINST, GAME

129 Feb. 26, 1987 at Boston

#### MOST PENALTY MINUTES, PERIOD

94 Jan. 11, 1982 vs. Hartford (3rd)

#### MOST PENALTY MINUTES AGAINST, PERIOD

105 Feb. 26, 1987 at Boston (2nd)

#### FEWEST PENALTY MINUTES, GAME

0 6x (last: April 4, 2015 at Los Angeles)

#### MOST PENALTY MINUTES, COMBINED, GAME

231 Feb. 26, 1987 at Boston (Que-102, Bos-129)

### PENALTIES (continued)

#### FEWEST PENALTY MINUTES, COMBINED, GAME

0 Nov. 30, 2013 vs. Minnesota  
April 9, 2000 vs. Detroit

### FASTEST GOALS

#### FASTEST GOAL TO START A GAME

0:08 Antti Laaksonen, Feb. 10, 2006 at Columbus

#### FASTEST GOAL TO START A GAME, OPPONENT

0:08 Alex Steen, March 16, 2010 at St. Louis  
Paul Kariya, March 9, 1997 vs. Anaheim

#### FASTEST GOAL TO START A PERIOD

0:05 Dale Hunter, Oct. 30, 1985 at Hartford (3rd)  
Marc Tardif, Nov. 2, 1981 vs. Montreal (3rd)

#### FASTEST GOAL TO START A PERIOD, OPPONENT

0:06 F. Olausson, Oct. 29, 1991 vs. Winnipeg (2nd)

#### FASTEST TWO GOALS SCORED

0:09 April 7, 2015 vs. Nashville  
(Ginila 15:32 – O'Reilly 15:41 of 2nd)

0:09 Feb. 16, 2015 vs. Arizona  
(McLeod 2:54 – Duchene 3:03 of 1st)

0:09 Jan. 23, 2002 at Edmonton  
(Foote 3:25 – Drury 3:34 of 1st)

0:09 Oct. 17, 1997 at Calgary  
(Klemm 12:15 and 12:24 of 1st)

#### FASTEST THREE GOALS SCORED

0:51 March 8, 2004 at Vancouver  
(Konowalchuk 14:40, Sakic 15:09,  
Hendrickson 15:31 of 1st)

#### FASTEST TWO GOALS AGAINST

0:09 Feb. 10, 2001 vs. St. Louis  
(S. Young 7:26, J. Mayers 7:35 of 2nd)

#### FASTEST THREE GOALS AGAINST

0:27 Oct. 17, 1989 vs. Calgary  
(G. Roberts (2), J. Peplinski)

#### FASTEST TWO GOALS BY ONE PLAYER

0:09 Jon Klemm, Oct. 17, 1997 at Calgary  
(12:15 & 12:24)

#### FASTEST THREE GOALS BY ONE PLAYER

2:17 Alain Cote, April 1, 1982 at Boston

#### FASTEST TWO GOALS BY BOTH TEAMS

0:05 Nov. 5, 1985 vs. Boston (3rd)

#### FASTEST OVERTIME GOAL

0:09 Kyle Cumiskey, Feb. 10, 2010 vs. Atlanta

#### FASTEST OVERTIME GOAL, OPPONENT

0:08 K.E. Andersson, Nov. 20, 1983 at NY Rangers

## CONSECUTIVE STARTS BY A GOALTENDER, FRANCHISE HISTORY

GS	GOALTENDER	DATES
26	Ron Tugnutt	Nov. 21, 1990 - Jan. 22, 1991
24	Dan Bouchard	Feb. 13 - April 5, 1981
23	Craig Anderson	Jan. 9 - March 14, 2010
22	Semyon Varlamov	Jan. 15 - March 8, 2015
18	Dan Bouchard	Nov. 15 - Dec. 27, 1983
16	Patrick Roy	Jan. 12 - Feb. 21, 1999
15	Craig Anderson	Oct. 1 - Nov. 1, 2009 (start of season)
14	Peter Budaj	March 9 - April 9, 2006

# ALL-TIME WINNING/LOSING RECORDS

## LONGEST WINNING / LOSING STREAKS (SINGLE SEASON)

### LONGEST WINNING STREAKS

GM	DATES
12	Jan. 10 - Feb. 7, 1999
10	Dec. 29, 2017 - Jan. 22, 2018
9	Oct. 10-28, 2000
8	Dec. 31, 2005 - Jan. 17, 2006
8	March 23 - April 9, 2000
8	Oct. 18 - Nov. 5, 1995
7	Jan. 16-30, 2001
7	Feb. 4-16, 1995
7	Dec. 31, 1985 - Jan. 11, 1986
7	Oct. 10-21, 1985
7	Nov. 24 - Dec. 10, 1983

### LONGEST LOSING STREAKS (regulation)

GM	DATES
14	Oct. 21 - Nov. 19, 1990
11	Jan. 18 - Feb. 10, 1990
8	Jan. 26 - Feb. 14, 2011
8	Jan. 2-23, 1992
8	March 18 - April 1, 1990
8	Oct. 25 - Nov. 8, 1989
7	March 18-29, 2017
7	Feb. 9-23, 1980

## LONGEST UNBEATEN STREAKS (SINGLE SEASON)

### LONGEST UNBEATEN STREAKS

GM	W-L-T	DATES
12	12-0-0	Jan. 10 - Feb. 7, 1999
12	9-0-3	Dec. 23, 1996 - Jan. 20, 1997
11	9-0-2	Oct. 23 - Nov. 13, 1996
11	7-0-4	March 10-31, 1981
10	10-0-0	Dec. 29, 2017 - Jan. 22, 2018
10	8-0-2	Jan. 20 - Feb. 11, 2003
10	8-0-2	Nov. 24 - Dec. 12, 2001
10	9-0-1	Jan. 10-30, 2001
10	6-0-4	Dec. 23, 1997 - Jan. 3, 1998
10	9-0-1	Oct. 18 - Nov. 11, 1995

### LONGEST STREAKS WITH AT LEAST ONE POINT

GM	W-L-T-OL	PTS	DATES
16	12-0-3-1	28	Dec. 27, 2000 - Jan. 30, 2001
14	11-0-2-1	25	Jan. 20 - Feb. 20, 2003
12	10-0-2	22	Feb. 27 - March 25, 2007
12	7-0-3-2	19	Jan. 19 - Feb. 14, 2004
12	12-0-0	24	Jan. 10 - Feb. 7, 1999
12	9-0-3	21	Dec. 23, 1996 - Jan. 20, 1997
11	9-0-2	20	Oct. 23 - Nov. 13, 1996
11	7-0-4	18	March 10-31, 1981
10	10-0-0	20	Dec. 29, 2017 - Jan. 22, 2018
10	8-0-2	18	Oct. 10-28, 2009
10	8-0-2-0	18	Nov. 24 - Dec. 12, 2001
10	8-0-0-2	18	Feb. 19 - March 11, 2001
10	9-0-1-0	19	Jan. 10-30, 2001
10	6-0-4	16	Dec. 23, 1997 - Jan. 3, 1998
10	9-0-1	19	Oct. 18 - Nov. 11, 1995

## HOME/ROAD WINNING STREAKS (SINGLE SEASON)

### LONGEST HOME WINNING STREAKS

GM	DATES
10	Dec. 29, 2017 - Feb. 14, 2018
10	March 6 - April 16, 1995
10	Nov. 26, 1983 - Jan. 10, 1984
8	Nov. 30 - Dec. 23, 2011
7	Jan. 23 - Feb. 25, 2003
7	Dec. 19, 1981 - Jan. 11, 1982
6	Oct. 1 - Nov. 6, 2009 (start of season)
6	Oct. 3 - Nov. 1, 2007 (start of season)
6	March 20 - April 6, 2003
6	Nov. 11 - Dec. 1, 2000
6	Jan. 5-17, 2000
6	Feb. 19 - March 3, 1996
6	Jan. 24 - Feb. 11, 1995 (start of season)
6	Nov. 21 - Dec. 10, 1991
6	Nov. 30 - Dec. 19, 1985
6	Jan. 4 - Feb. 1, 1983

### LONGEST ROAD WINNING STREAKS

GM	DATES
7	Jan. 10 - Feb. 7, 1999
6	Oct. 8 - Nov. 1, 2013 (start of season)
6	Oct. 10-22, 2011 (start of season)
6	Jan. 19 - March 11, 2002
6	March 7 - April 7, 2000
5	Dec. 5-26, 2001
5	Oct. 10-26, 2000
5	Oct. 25 - Nov. 11, 1995
5	Feb. 28 - March 24, 1986

# INDIVIDUAL FRANCHISE RECORDS

## SERVICE TIME

### MOST SEASONS, NORDIQUES/AVALANCHE

20 Joe Sakic, 1988-89 to 2008-09

## GAMES PLAYED

### MOST GAMES PLAYED, CAREER

1378 Joe Sakic

### MOST GAMES PLAYED, SEASON

84 Joe Sakic, 1993-94  
Mats Sundin, 1993-94

### MOST GAMES PLAYED, CONSECUTIVE

312 Dale Hunter, Oct. 9, 1980 - March 13, 1984

## GOALS

### MOST GOALS, CAREER

625 Joe Sakic

### MOST GOALS, SEASON

57 Michel Goulet, 1982-83

### MOST GOALS, SEASON, RIGHT WING

52 Jacques Richard, 1980-81

### MOST GOALS, SEASON, LEFT WING

57 Michel Goulet, 1982-83

### MOST GOALS, SEASON, CENTER

54 Joe Sakic, 2000-01

### MOST GOALS, SEASON, DEFENSEMAN

23 Sandis Ozolinsh, 1996-97

### MOST GOALS, SEASON, ROOKIE

39 Anton Stastny, 1980-81  
Peter Stastny, 1980-81

### MOST GOALS, MONTH

16 Michel Goulet, December 1985  
Michel Goulet, January 1984

### MOST GOALS, ROOKIE, MONTH

12 Peter Stastny, February 1981

### MOST GOALS, GAME

5 Mike Ricci, Feb. 17, 1994 at San Jose  
Mats Sundin, March 5, 1992 at Hartford

### MOST GOALS, PERIOD

3 15x (last: Fleischmann, Dec. 15, 2010 at Chi. -3rd)

## POWER PLAY GOALS

### MOST POWER-PLAY GOALS, CAREER

205 Joe Sakic

### MOST POWER-PLAY GOALS, SEASON

29 Michel Goulet, 1987-88

### MOST POWER-PLAY GOALS, SEASON, ROOKIE

12 Marek Svatos, 2005-06  
Anton Stastny, 1980-81

### MOST POWER-PLAY GOALS, GAME

3 Andrew Brunette, Dec. 19, 2006 at Edmonton  
Joe Sakic, April 14, 1992 vs. Buffalo  
Michel Goulet, Dec. 14, 1985 vs. New Jersey

## SHORT-HANDED GOALS

### MOST SHORT-HANDED GOALS, CAREER

32 Joe Sakic

### MOST SHORT-HANDED GOALS, SEASON

6 Joe Sakic, 1995-96  
Scott Young, 1992-93  
Michel Goulet, 1981-82

## GAME-WINNING GOALS

### MOST GAME-WINNING GOALS, CAREER

86 Joe Sakic

### MOST GAME-WINNING GOALS, SEASON

16 Michel Goulet, 1983-84

### MOST GAME-WINNING GOALS, SEASON, ROOKIE

9 Marek Svatos, 2005-06

## GAME-TYING GOALS

### MOST GAME-TYING GOALS, CAREER

13 Joe Sakic

### MOST GAME-TYING GOALS, SEASON

5 Michel Goulet, 1981-82  
Real Cloutier, 1979-80

## OVERTIME GOALS

### MOST OVERTIME GOALS, CAREER

9 Milan Hejduk

### MOST OVERTIME GOALS BY A DEFENSEMAN, CAREER

4 Tyson Barrie

### MOST OVERTIME GOALS, SEASON

3 Nathan MacKinnon, 2017-18  
Tyson Barrie, 2013-14  
David Jones, 2010-11

## ASSISTS

### MOST ASSISTS, CAREER

1016 Joe Sakic

### MOST ASSISTS, SEASON

93 Peter Stastny, 1981-82

### MOST ASSISTS, SEASON, RIGHT WING

60 Real Cloutier, 1981-82

### MOST ASSISTS, SEASON, LEFT WING

65 Michel Goulet, 1983-84

### MOST ASSISTS, SEASON, CENTER

93 Peter Stastny, 1981-82

### MOST ASSISTS, SEASON, DEFENSEMAN

62 Steve Duchesne, 1992-93

### MOST ASSISTS, SEASON, ROOKIE

70 Peter Stastny, 1980-81

### MOST ASSISTS, GAME

5 8x (last: Forsberg, March 22, 2003 vs. Chicago)

### MOST ASSISTS, PERIOD

4 Owen Nolan, March 5, 1992 vs. Hartford (2nd)  
Anton Stastny, April 4, 1987 vs. NJ (2nd)

## MOST POINTS

### MOST POINTS, CAREER

1641 Joe Sakic

### MOST POINTS, SEASON

139 Peter Stastny, 1981-82

### MOST POINTS, SEASON, RIGHT WING

103 Jacques Richard, 1980-81

### MOST POINTS, SEASON, LEFT WING

122 Michel Goulet, 1983-84

### MOST POINTS, SEASON, CENTER

139 Peter Stastny, 1981-82

### MOST POINTS, SEASON, DEFENSEMAN

82 Steve Duchesne, 1992-93

### MOST POINTS, SEASON, ROOKIE

109 Peter Stastny, 1980-81

### MOST POINTS, MONTH

28 Peter Stastny, February, 1981

# INDIVIDUAL FRANCHISE RECORDS

## MOST POINTS (continued)

<b>MOST POINTS, MONTH, ROOKIE</b>	28 Peter Stastny, February 1981
<b>MOST POINTS, GAME</b>	8 Anton Stastny, Feb. 22, 1981 at Washington Peter Stastny, Feb. 22, 1981 at Washington
<b>MOST POINTS, GAME, DEFENSEMAN</b>	5 Tyson Barrie, Feb. 20, 2018 at Vancouver
<b>MOST POINTS, GAME, ROOKIE</b>	8 Anton Stastny, Feb. 22, 1981 at Washington Peter Stastny, Feb. 22, 1981 at Washington
<b>MOST POINTS, PERIOD</b>	5 Peter Forsberg, March 3, 1999 at Florida (3rd)
<b>MOST MULTIPLE POINT GAMES, SEASON</b>	42 Peter Stastny, 1981-82

## SCORING PLATEAUS

<b>MOST 30-GOAL SEASONS</b>	9 Joe Sakic
<b>MOST 100-POINT SEASONS</b>	7 Peter Stastny

## SHOTS ON GOAL

<b>MOST SHOTS-ON-GOAL, CAREER</b>	4621 Joe Sakic
<b>MOST SHOTS-ON-GOAL, SEASON</b>	339 Joe Sakic, 1995-96
<b>MOST SHOTS-ON-GOAL, SEASON, DEFENSEMAN</b>	276 Jeff Brown, 1988-89
<b>MOST SHOTS-ON-GOAL, SEASON, ROOKIE</b>	270 Gabriel Landeskog, 2011-12
<b>MOST SHOTS-ON-GOAL, GAME</b>	11 Nathan MacKinnon, March 18, 2018 vs. Detroit Ryan Smyth, Oct. 16, 2007 vs. Calgary Marek Svatos, Oct. 25, 2006 vs. Washington Joe Sakic, March 23, 2004 vs. Chicago Peter Stastny, March 4, 1989 vs. Buffalo Michel Goulet, Oct. 6, 1981 vs. Hartford Real Cloutier, Oct. 18, 1979 at Colorado
<b>MOST SHOTS-ON-GOAL, GAME, ROOKIE</b>	9 Nathan MacKinnon, Nov. 12, 2013 at Carolina Gabriel Landeskog, Feb. 19, 2012 at Winnipeg Gabriel Landeskog, Feb. 4, 2012 vs. Vancouver

## PENALTY MINUTES

<b>MOST PENALTY MINUTES, CAREER</b>	1562 Dale Hunter
<b>MOST PENALTY MINUTES, SEASON</b>	301 Gord Donnelly, 1987-88
<b>MOST PENALTY MINUTES, SEASON, ROOKIE</b>	226 Dale Hunter, 1980-81
<b>MOST PENALTY MINUTES, GAME</b>	47 Jim Cummins, Dec. 20, 2003 at Los Angeles
<b>MOST PENALTY MINUTES, GAME, ROOKIE</b>	34 Chris Simon, March 23, 1993 at Washington
<b>MOST PENALTY MINUTES, PERIOD</b>	42 Jim Cummins, Dec. 20, 2003 at Los Angeles
<b>MOST 100-PIM SEASONS, CAREER</b>	8 Cody McLeod

## SCORING STREAKS

<b>LONGEST POINT STREAK</b>	30 Mats Sundin, Oct. 8-Dec. 10, 1992 (21g/25a)
<b>LONGEST POINT STREAK, ROOKIE</b>	20 Paul Stastny, Feb. 3-March 17, 2007 (11g/18a)
<b>LONGEST POINT STREAK, DEFENSEMAN</b>	15 Steve Duchesne, Nov. 3-30, 1992
<b>LONGEST POINT STREAK, ROOKIE DEFENSEMAN</b>	9 Kevin Shattenkirk, Nov. 17-Dec. 4, 2010 (4g/9a)
<b>LONGEST POINT STREAK, START OF A SEASON</b>	30 Mats Sundin, Oct. 8-Dec. 10, 1992 (21g/25a)
<b>LONGEST POINT STREAK, DEFENSEMAN, START OF A SEASON</b>	9 John-Michael Liles, Oct. 7-26, 2010 (0g/11a)
<b>LONGEST GOAL-SCORING STREAK</b>	9 Michel Goulet, Dec. 14, 1983-Jan. 5, 1984 (10g)
<b>LONGEST GOAL-SCORING STREAK, ROOKIE</b>	5 Anton Stastny, Dec. 14-23, 1980
<b>LONGEST ASSIST STREAK</b>	12 Joe Sakic, Feb. 27-March 24, 1992 (15a)
<b>LONGEST ASSIST STREAK, ROOKIE</b>	9 Miroslav Frycer, Jan. 31-Feb. 19, 1982
<b>LONGEST ASSIST STREAK, DEFENSEMAN</b>	9 John-Michael Liles, Oct. 7-26, 2010 (11a)



# INDIVIDUAL FRANCHISE RECORDS

## PLUS / MINUS

### HIGHEST PLUS/MINUS RATING, CAREER

+210 Peter Forsberg

### HIGHEST PLUS/MINUS RATING, SEASON

+62 Michel Goulet, 1983-84

### HIGHEST PLUS/MINUS RATING, DEFENSEMAN, SEASON

+51 Mario Marois, 1983-84

### HIGHEST PLUS/MINUS RATING, SEASON, ROOKIE

+32 Bruce Bell, 1984-85

## APPEARANCES BY GOALTENDER

### MOST GAMES, GOALTENDER, CAREER

478 Patrick Roy

### MOST GAMES, GOALTENDER, SEASON

71 Craig Anderson, 2009-10

## STARTS BY GOALTENDER

### MOST GAMES STARTED, GOALTENDER, CAREER

471 Patrick Roy

### MOST GAMES STARTED, GOALTENDER, SEASON

71 Craig Anderson, 2009-10

### MOST GAMES STARTED, CONSECUTIVE, ONE SEASON

26 Ron Tugnutt, Nov. 21, 1990-Jan. 22, 1991

## MINUTES

### MOST MINUTES, GOALTENDER, CAREER

28317 Patrick Roy

### MOST MINUTES, GOALTENDER, SEASON

4235 Craig Anderson, 2009-10

## WINS BY GOALTENDER

### MOST WINS, CAREER

262 Patrick Roy

### MOST WINS, SEASON

41 Semyon Varlamov, 2013-14

### MOST WINS, HOME, SEASON

24 Semyon Varlamov, 2013-14  
Patrick Roy, 2000-01

### MOST WINS, ROAD, SEASON

18 David Aebischer, 2003-04

### MOST WINS, MONTH

10 Semyon Varlamov, January 2014  
Craig Anderson, October 2009  
Peter Budaj, March 2007  
Dan Bouchard, February 1981

### LONGEST WINNING STREAK

11 Patrick Roy, Jan. 12 - Feb. 7, 1999

### LONGEST HOME WINNING STREAK

10 Jonathan Bernier, Dec. 31, 2017 - April 7, 2018

## MOST LOSSES

### MOST LOSSES, CAREER

140 Patrick Roy

### MOST LOSSES, SEASON

31 Calvin Pickard, 2016-17

## GOALS-AGAINST AVERAGE

### LOWEST GOALS-AGAINST AVERAGE, CAREER (MIN 50 GP)

2.27 Patrick Roy

### LOWEST GOALS-AGAINST AVERAGE, SEASON (MIN 25 GP)

1.94 Patrick Roy, 2001-02

## SAVE PERCENTAGE

### HIGHEST SAVE PERCENTAGE, CAREER (MIN 50 GP)

.918 Patrick Roy

### HIGHEST SAVE PERCENTAGE, SEASON (MIN 25 GP)

.927 Semyon Varlamov, 2013-14

## SHUTOUTS

### MOST SHUTOUTS, CAREER

37 Patrick Roy

### MOST SHUTOUTS, SEASON

9 Patrick Roy, 2001-02

### MOST SHUTOUTS, HOME, SEASON

5 Craig Anderson, 2009-10  
Patrick Roy, 2001-02

### MOST SHUTOUTS, ROAD, SEASON

4 Semyon Varlamov, 2011-12  
Patrick Roy, 2001-02

### MOST SHUTOUTS, MONTH

4 Patrick Roy, November 2001

### MOST SHUTOUTS, CONSECUTIVE

3 Patrick Roy, Nov. 14-18, 2001

### LONGEST SCORELESS STREAK, ONE SEASON (MIN.)

192:39 Patrick Roy, Nov. 10-20, 2001

## MOST SAVES

### MOST SAVES, CAREER

11924 Patrick Roy

### MOST SAVES, SEASON

2047 Craig Anderson, 2009-10

### MOST SAVES, GAME

70 Ron Tugnutt, March 21, 1991 at Boston

### MOST SAVES, HOME GAME

49 Semyon Varlamov, Oct. 28, 2014 vs. San Jose  
Scott Gordon, Feb. 4, 1990 vs. Boston

### MOST SAVES, ROAD GAME

70 Ron Tugnutt, March 21, 1991 at Boston

### MOST SAVES IN A SHUTOUT

54 Semyon Varlamov, Jan. 6, 2015 at Chicago

### MOST SAVES, PERIOD

25 Scott Gordon, Feb. 4, 1990 vs. Boston

## SHOTS FACED

### MOST SHOTS FACED, CAREER

12994 Patrick Roy

### MOST SHOTS FACED, SEASON

2233 Craig Anderson, 2009-10

### MOST SHOTS FACED, GAME

73 Ron Tugnutt, March 21, 1991 at Boston

### MOST SHOTS FACED, PERIOD

26 Scott Gordon, Feb. 4, 1990 vs. Boston (1st)

## GOALS ALLOWED

### MOST GOALS ALLOWED, CAREER

1070 Patrick Roy

### MOST GOALS ALLOWED, SEASON

230 Daniel Bouchard, 1981-82

### MOST GOALS ALLOWED, GAME

12 Scott Gordon, Feb. 6, 1990 at Washington

# ALL-TIME SPECIALTY TEAMS

## POWER PLAY

YEAR	GM	ADV	PPG	PCT	RK	SHGA
1979-80	80	298	63	21.1	13th	9
1980-81	80	339	81	23.9	8th	10
1981-82	80	314	83	26.4	4th	9
1982-83	80	294	61	20.7	19th	6
1983-84	80	316	69	21.8	10th	10
1984-85	80	306	64	20.9	17th	12
1985-86	80	424	99	23.3	7th	20
1986-87	80	354	76	21.5	8th	12
1987-88	80	456	99	21.7	8th	17
1988-89	80	392	85	21.7	6th	13
1989-90	80	371	70	18.9	16th	15
1990-91	80	328	51	15.5	21st	11
1991-92	80	385	66	17.1	20th	14
1992-93	84	464	101	21.8	5th	16
1993-94	84	430	67	15.6	22nd	18
1994-95	48	186	45	24.2	3rd	3
1995-96	82	404	86	21.3	2nd	22
1996-97	82	403	83	20.6	3rd	12
1997-98	82	426	74	17.4	7th	12
1998-99	82	375	71	18.9	5th	12
1999-00	82	302	59	19.5	4th	7
2000-01	82	363	80	22.0	3rd	11
2001-02	82	344	62	18.0	5th	7
2002-03	82	363	68	18.7	6th	6
2003-04	82	363	74	20.4	3rd	14
2004-05	--	--	--	--	--	--
2005-06	82	473	89	18.8	9th	12
2006-07	82	374	79	21.1	4th	9
2007-08	82	335	49	14.6	28th	5
2008-09	82	318	50	15.7	T-25th	8
2009-10	82	310	56	18.1	15th	9
2010-11	82	265	49	18.5	11th	11
2011-12	82	223	41	18.4	T-9th	4
2012-13	48	140	21	15.0	24th	3
2013-14	82	252	50	19.8	T-5th	1
2014-15	82	247	37	15.0	29th	2
2015-16	82	266	48	18.0	19th	9
2016-17	82	239	30	12.6	30th	2
2017-18	82	296	65	22.0	8th	13

## PENALTY KILL

YEAR	GM	TSH	PPGA	PCT	RK	SHGF
1979-80	80	266	71	73.3	20th	4
1980-81	80	335	79	76.4	12th	7
1981-82	80	331	71	78.5	7th	17
1982-83	80	348	92	73.6	16th	6
1983-84	80	361	70	80.6	5th	11
1984-85	80	306	66	78.4	10th	11
1985-86	80	379	71	81.3	2nd	11
1986-87	80	311	52	83.3	2nd	8
1987-88	80	410	96	76.6	19th	8
1988-89	80	385	82	78.7	13th	12
1989-90	80	382	98	74.3	21st	8
1990-91	80	368	98	73.4	21st	10
1991-92	80	421	87	79.3	16th	11
1992-93	84	438	85	80.6	15th	21
1993-94	84	426	87	79.6	22nd	10
1994-95	48	203	38	81.3	15th	9
1995-96	82	439	71	80.8	7th	21
1996-97	82	339	42	87.6	2nd	14
1997-98	82	409	53	87.1	3rd	8
1998-99	82	386	63	83.7	17th	7
1999-00	82	335	52	84.5	14th	3
2000-01	82	342	59	82.7	19th	11
2001-02	82	315	41	87.0	2nd	7
2002-03	82	359	63	82.5	21st	5
2003-04	82	357	58	83.8	16th	7
2004-05	--	--	--	--	--	--
2005-06	82	447	69	84.6	6th	11
2006-07	82	353	70	80.2	24th	7
2007-08	82	301	56	81.4	21st	2
2008-09	82	318	64	79.9	21st	4
2009-10	82	303	60	80.2	21st	8
2010-11	82	314	75	76.1	30th	8
2011-12	82	277	47	83.0	12th	5
2012-13	48	183	36	80.3	T-20th	3
2013-14	82	249	48	80.7	T-23rd	3
2014-15	82	241	37	84.6	5th	4
2015-16	82	258	51	80.2	23rd	7
2016-17	82	274	64	76.6	29th	5
2017-18	82	269	45	83.3	4th	7

## FRANCHISE 30-GOAL SEASONS (listed chronologically)

PLAYER	SEASON	G	PLAYER	SEASON	G	PLAYER	SEASON	G
Real Cloutier	1979-80	42	Peter Stastny	1984-85	32	Joe Sakic	1995-96	51
Marc Tardif	1979-80	33	Michel Goulet	1985-86	53	Claude Lemieux	1995-96	39
Jacques Richard	1980-81	52	Peter Stastny	1985-86	41	Valeri Kamensky	1995-96	38
Anton Stastny	1980-81	39	Anton Stastny	1985-86	31	Peter Forsberg	1995-96	30
Peter Stastny	1980-81	39	Michel Goulet	1986-87	49	Adam Deadmarsh	1996-97	33
Michel Goulet	1980-81	32	Michel Goulet	1987-88	48	Joe Sakic	1998-99	41
Peter Stastny	1981-82	46	Peter Stastny	1987-88	46	Peter Forsberg	1998-99	30
Michel Goulet	1981-82	42	Walt Poddubny	1988-89	38	Milan Hejduk	1999-00	36
Marc Tardif	1981-82	39	Peter Stastny	1988-89	35	Joe Sakic	2000-01	54
Real Cloutier	1981-82	37	Joe Sakic	1989-90	39	Milan Hejduk	2000-01	41
Marian Stastny	1981-82	35	Joe Sakic	1990-91	48	Milan Hejduk	2002-03	50
Michel Goulet	1982-83	57	Owen Nolan	1991-92	42	Milan Hejduk	2003-04	35
Peter Stastny	1982-83	47	Mats Sundin	1991-92	33	Joe Sakic	2003-04	33
Marian Stastny	1982-83	36	Joe Sakic	1992-93	48	Joe Sakic	2005-06	32
Anton Stastny	1982-83	32	Mats Sundin	1992-93	47	Marek Svatos	2005-06	32
Michel Goulet	1983-84	56	Owen Nolan	1992-93	36	Joe Sakic	2006-07	36
Peter Stastny	1983-84	46	Scott Young	1992-93	30	Milan Hejduk	2006-07	35
Wilf Paiement	1983-84	39	Mats Sundin	1993-94	32	Matt Duchene	2015-16	30
Michel Goulet	1984-85	55	Mike Ricci	1993-94	30	Nathan MacKinnon	2017-18	39
Anton Stastny	1984-85	38	Owen Nolan	1994-95	30			

# ALL-TIME SCORING LEADERS

	PLAYER	YEARS	GP	G	A	PTS	PIM	1ST FRANCHISE GOAL
1	Joe Sakic	20	1378	625	1016	1641	614	10/08/88 vs New Jersey
2	Peter Stastny	10	737	380	668	1048	687	10/26/80 vs Chicago
3	Michel Goulet	11	813	456	490	946	613	11/10/79 vs NY Rangers
4	Milan Hejduk	14	1020	375	430	805	316	10/10/98 vs Ottawa
5	Peter Forsberg	12	591	217	538	755	556	01/27/95 vs Buffalo
6	Anton Stastny	9	650	252	384	636	150	10/14/80 vs Colorado
7	Alex Tanguay	9	598	167	321	488	287	10/08/00 at Pittsburgh
8	Dale Hunter	8	535	142	322	464	1562	10/29/80 vs Vancouver
9	Paul Stastny	8	538	160	298	458	264	10/21/06 at Montreal
10	Matt Duchene	9	586	178	250	428	144	10/17/09 at Detroit
11	Valeri Kamensky	8	460	166	248	414	303	02/26/92 vs San Jose
12	<b>Gabriel Landeskog</b>	<b>7</b>	<b>506</b>	<b>143</b>	<b>198</b>	<b>341</b>	<b>391</b>	<b>10/12/11 at Columbus</b>
13	Mats Sundin	4	324	135	199	334	317	10/04/90 vs Hartford
14	<b>Nathan MacKinnon</b>	<b>5</b>	<b>374</b>	<b>114</b>	<b>189</b>	<b>303</b>	<b>151</b>	<b>10/12/13 at Washington</b>
15	Alain Cote	10	696	103	190	293	383	01/20/80 vs Washington
16	Adam Deadmarsh	7	453	138	150	288	723	01/27/95 vs Buffalo
17	Real Cloutier	4	236	122	162	284	94	10/10/79 vs Atlanta
18	John-Michael Liles	7	523	68	207	275	218	10/16/03 at Minnesota
19	Adam Foote	17	967	56	203	259	1279	01/14/92 vs Calgary
20	Sandis Ozolinsh	5	333	72	181	253	271	11/01/95 vs Calgary
21	<b>Tyson Barrie</b>	<b>7</b>	<b>406</b>	<b>61</b>	<b>187</b>	<b>248</b>	<b>127</b>	<b>02/18/13 vs Nashville</b>
22	Scott Young	5	359	113	134	247	112	10/10/92 vs Ottawa
23	Ryan O'Reilly	6	427	90	156	246	64	10/15/09 at Montreal
24	Marc Tardif	4	272	116	128	244	154	10/18/79 vs Colorado
25	Marian Stastny	4	252	98	143	241	89	10/08/81 vs Boston
26	Paul Gillis	9	576	87	146	233	1354	03/20/83 vs Winnipeg
27	Mike Ricci	6	339	91	137	228	389	10/08/92 vs Buffalo
28	Owen Nolan	6	268	117	107	224	540	10/12/90 vs Buffalo
29	Wilf Paiement	5	280	102	121	223	621	03/09/82 vs Calgary
30	Chris Drury	4	314	85	137	222	189	10/18/98 vs Los Angeles
31	Claude Lemieux	5	297	106	106	212	381	10/11/95 vs Boston
32	Rob Blake	5	322	62	146	208	278	02/25/01 vs Atlanta
33	Andrew Brunette	3	246	70	135	205	98	10/19/05 vs Los Angeles
34	Mario Marois	8	403	38	162	200	778	10/14/81 vs Buffalo
35	Wojtek Wolski	5	302	73	120	193	81	10/10/05 vs Calgary
36	Jacques Richard	4	186	79	103	182	126	02/18/80 vs Minnesota
37	<b>Erik Johnson</b>	<b>8</b>	<b>434</b>	<b>50</b>	<b>121</b>	<b>171</b>	<b>274</b>	<b>02/22/11 at St. Louis</b>
38	Jeff Brown	5	237	53	117	170	166	02/28/86 vs Buffalo
39	Mike Hough	7	363	68	97	165	461	12/04/86 vs Boston
40	Marek Svatos	6	316	96	68	164	207	04/02/04 at Columbus
41	Alexei Gusarov	11	565	38	121	159	301	02/07/91 vs Montreal
42	Brent Ashton	3	172	78	75	153	121	12/20/84 vs Detroit
43	Randy Moller	7	508	33	119	152	1002	10/11/80 vs Montreal
44	Andrei Kovalenko	4	210	68	79	147	150	10/17/92 vs St. Louis
45	Stephane Yelle	8	516	54	90	144	256	11/01/95 vs Calgary
46	Curtis Leschystyn	9	522	34	107	141	431	12/06/88 vs Calgary
47	Normand Rochefort	8	480	32	104	136	452	12/30/80 vs NY Rangers
48	Robbie Ftorek	3	149	43	90	133	136	10/13/79 vs Montreal
49	Tony McKegney	4	203	69	63	132	124	10/18/83 vs Boston
50	Brett Clark	6	371	30	100	130	205	02/18/04 vs Edmonton
	Jean-Francois Sauve	4	192	41	89	130	47	12/06/83 vs Calgary
52	David Jones	6	272	70	56	126	84	03/11/08 at Atlanta
53	Jarome Iginla	3	225	59	65	124	137	10/24/14 vs Vancouver
54	<b>Mikko Rantanen</b>	<b>3</b>	<b>165</b>	<b>49</b>	<b>73</b>	<b>122</b>	<b>58</b>	<b>11/11/16 vs Winnipeg</b>
55	Cody McLeod	10	659	66	51	117	1359	12/27/07 vs Detroit
56	Claude Lapointe	6	256	40	73	113	299	01/08/91 vs Boston
	Martin Skoula	5	383	27	86	113	198	11/22/99 at Dallas
	Chris Stewart	3	166	52	61	113	165	12/09/08 vs Los Angeles
59	Ian Laperriere	4	307	40	72	112	552	10/19/05 vs Los Angeles
60	John Mitchell	5	326	45	61	106	183	01/19/13 at Minnesota
	Martin Rucinsky	5	183	35	71	106	139	04/14/92 vs Buffalo
62	Robert Picard	4	289	25	79	104	299	12/10/85 vs Buffalo
	Steven Reinprecht	3	165	40	64	104	38	03/08/01 at St. Louis
64	Tyler Arnason	3	223	31	71	102	56	10/14/06 vs Edmonton
	Steven Finn	10	605	29	73	102	1514	02/04/87 vs Montreal
	<b>Carl Soderberg</b>	<b>3</b>	<b>239</b>	<b>34</b>	<b>68</b>	<b>102</b>	<b>80</b>	<b>10/30/15 at Carolina</b>
67	Marc Fortier	5	196	42	59	101	124	03/08/88 vs Hartford
	Pierre Lacroix	4	218	18	83	101	179	11/14/79 vs Minnesota
69	Ryan Smyth	2	132	40	56	96	112	10/07/07 vs San Jose
70	Rene Corbet	6	247	40	51	91	293	01/02/94 vs Dallas
	Craig Wolanin	7	364	24	67	91	398	11/10/90 vs Philadelphia
72	Blake Comeau	3	237	33	57	90	166	11/14/15 at Montreal
	Dave Pichette	4	189	16	74	90	275	12/10/80 vs Boston
74	Jon Klemm	9	408	29	56	85	212	04/08/95 vs Ottawa
75	Greg de Vries	5	379	22	60	82	311	01/27/99 vs Anaheim
	Steve Duchesne	1	82	20	62	82	57	10/08/92 vs Buffalo
77	Jamie Hislop	2	130	38	42	80	21	10/28/79 vs Montreal
	Pat Price	5	255	8	72	80	497	03/29/83 vs Boston
79	Jamie McGinn	4	162	42	37	79	73	03/04/12 at Minnesota
80	Uwe Krupp	4	188	19	59	78	110	01/31/95 vs Philadelphia

# ALL-TIME SCORING LEADERS

	PLAYER	YEARS	GP	G	A	PTS	PIM	1ST FRANCHISE GOAL
81	Gaetan Duchesne	2	150	32	44	76	139	10/24/87 vs Calgary
	Derek Morris	2	144	17	59	76	115	11/4/02 vs Vancouver
	PA Parenteau	2	103	32	44	76	68	01/22/13 vs Los Angeles
84	Mike Eagles	3	224	34	41	75	180	10/13/85 vs Winnipeg
	Brett McLean	2	160	24	51	75	87	10/10/05 vs Calgary
	Walt Poddubny	1	72	38	37	75	107	10/08/88 vs New Jersey
87	Ray Bourque	2	94	15	58	73	54	03/10/00 at Edmonton
88	T.J. Galiardi	4	171	33	39	72	93	03/27/09 vs Vancouver
	Sylvain Lefebvre	5	351	11	61	72	192	02/23/95 vs Philadelphia
	Eric Messier	7	385	25	47	72	130	10/11/97 vs Phoenix
91	Shjon Podein	4	239	34	37	71	160	03/30/99 vs Calgary
92	Eric Lacroix	3	170	34	33	67	112	10/04/96 vs St. Louis
	Ryan Wilson	6	230	7	60	67	157	11/17/09 at Calgary
94	Dan Hinote	6	353	27	38	65	254	03/04/00 vs Tampa Bay
95	Mike Keane	4	223	27	37	64	153	12/15/95 vs Hartford
96	Dale Hoganson	3	168	7	56	63	79	10/28/79 vs Montreal
	Aaron Miller	8	311	17	46	63	179	10/11/96 vs Chicago
	Andre Savard	2	95	29	34	63	46	10/13/83 vs Hartford
99	Guy Lafleur	2	98	24	38	62	6	10/05/89 vs Buffalo
	Louis Sleigher	5	111	30	32	62	81	10/21/82 vs Pittsburgh
101	Nick Holden	3	214	21	40	61	74	11/10/13 vs. Washington
	Jeff Jackson	4	176	24	37	61	206	10/10/87 vs Boston
	Iiro Jarvi	2	116	18	43	61	58	10/09/88 vs Minnesota
104	Bryan Fogarty	3	111	16	44	60	71	11/30/89 vs Montreal
	Tony Hrkac	2	92	20	40	60	18	12/14/89 vs Calgary
	Radim Vrba	2	118	29	31	60	30	11/21/01 at NY Islanders
107	Jan Hejda	4	286	13	46	59	134	11/10/11 vs NY Islanders
108	Richard Leduc	2	97	24	34	58	55	10/21/79 vs Chicago
	Wally Weir	5	272	19	39	58	535	11/04/79 vs Detroit
110	Alan Haworth	1	72	23	34	57	112	10/10/87 vs Boston
	Keith Jones	3	102	28	29	57	147	11/06/96 vs San Jose
	Jason Lafreniere	2	96	23	34	57	12	10/13/86 vs Vancouver
113	Chris Simon	4	146	24	32	56	555	03/20/93 vs New Jersey
114	Lane Lambert	2	89	20	35	55	139	03/07/87 vs Buffalo
115	Steve Konowalchuk	2	97	25	29	54	84	10/25/03 at Nashville
116	Scott Hannan	4	267	5	48	53	127	12/05/07 at Columbus
	Kyle Quincey	3	154	11	42	53	154	10/08/09 at Nashville
	Pierre Turgeon	2	79	20	33	53	42	10/08/05 at Dallas
119	Francois Beauchemin	2	163	13	39	52	70	11/01/15 vs San Jose
	Stephane Morin	3	84	15	37	52	46	11/11/90 vs Montreal
121	Mikhail Grigorenko	2	149	16	34	50	26	11/14/15 at Montreal
122	John Anderson	1	65	21	28	49	26	10/12/85 vs Toronto
	Patrice Brisebois	2	113	11	38	49	77	10/05/05 at Edmonton
124	Bo Berglund	2	87	20	28	48	26	10/04/83 vs NY Islanders
125	Michel Petit	2	82	16	31	47	262	10/19/89 vs Chicago
126	Bob Bassen	2	84	23	23	46	88	01/25/94 vs Philadelphia
	Mark Kumpel	3	129	19	27	46	59	12/29/84 vs Pittsburgh
	Ville Nieminen	3	104	24	22	46	68	11/18/00 at Los Angeles
	Risto Siltanen	3	79	12	34	46	38	03/14/86 vs Calgary
	Mikhail Tatarinov	2	94	13	33	46	100	10/10/91 vs Minnesota
131	Ben Guite	3	168	19	26	45	93	01/09/07 vs Detroit
	Greg Paslawski	1	80	28	17	45	18	10/05/91 vs Hartford
	David Shaw	5	167	7	38	45	158	10/13/85 vs Winnipeg
134	Andre Dupont	3	169	12	32	44	262	11/24/80 vs Los Angeles
	Daniel Winnik	2	143	16	28	44	77	10/12/10 at Detroit
<b>136</b>	<b>Alexander Kerfoot</b>	<b>1</b>	<b>79</b>	<b>19</b>	<b>24</b>	<b>43</b>	<b>28</b>	<b>10/11/17 vs Boston</b>
137	Karlis Skrastins	4	275	9	33	42	141	11/02/03 at NY Rangers
138	Pierre Aubry	4	162	18	23	41	92	10/08/81 vs Boston
	Brandon Yip	3	113	23	18	41	84	12/22/09 vs. Anaheim
140	Claude Loiselle	2	131	16	24	40	190	10/21/89 vs Minnesota
	Brad Richardson	3	136	19	21	40	48	01/28/06 vs Vancouver
	Maxime Talbot	2	133	12	28	40	70	12/06/13 at Calgary
	Darcy Tucker	2	134	18	22	40	114	10/18/08 at Dallas
<b>144</b>	<b>Sven Andrighetto</b>	<b>2</b>	<b>69</b>	<b>13</b>	<b>25</b>	<b>38</b>	<b>18</b>	<b>03/11/17 vs Ottawa</b>
	Antti Laaksonen	2	122	19	19	38	56	10/05/05 at Edmonton
	Jordan Leopold	3	122	13	25	38	52	01/26/07 vs Phoenix
147	Bruce Bell	1	75	6	31	37	44	10/20/84 vs Toronto
	Iain Fraser	1	60	17	20	37	23	10/21/83 vs Chicago
	Miroslav Frycer	1	49	20	17	37	47	10/17/81 vs Toronto
	Garry Lariviere	2	127	5	32	37	106	11/18/79 vs Toronto
	<b>Matt Nieto</b>	<b>2</b>	<b>117</b>	<b>22</b>	<b>15</b>	<b>37</b>	<b>18</b>	<b>01/17/17 vs Chicago</b>
152	Paul Kariya	1	51	11	25	36	22	10/10/03 vs Chicago
	Peter Mueller	2	47	16	20	36	16	03/03/10 at Anaheim
154	Kyle Cumiskey	5	132	9	26	35	48	01/06/07 at Minnesota
	T.J. Hensick	3	99	11	24	35	16	12/01/07 at Los Angeles
	Kevin Porter	3	125	20	15	35	44	03/27/10 at Phoenix
157	Ruslan Salei	3	101	8	26	34	105	03/01/08 vs Los Angeles
158	Ken McRae	5	126	13	20	33	326	01/19/89 vs New Jersey

# ALL-TIME SCORING LEADERS

	PLAYER	YEARS	GP	G	A	PTS	PIM	1ST FRANCHISE GOAL
159	Tommy Albelin	2	74	5	27	32	74	10/08/87 vs Hartford
	Serge Bernier	2	78	10	22	32	49	10/18/79 vs Colorado
	Gino Cavallini	2	85	10	22	32	38	03/05/92 vs Hartford
	Shean Donovan	3	133	13	19	32	93	12/06/97 vs Vancouver
	Bob Fitchner	2	78	12	20	32	59	10/18/79 vs Colorado
	Scott Pearson	3	86	25	7	32	195	11/19/90 vs Montreal
	Teemu Selanne	1	78	16	16	32	32	10/16/03 at Minnesota
	<b>Nikita Zadorov</b>	<b>3</b>	<b>155</b>	<b>7</b>	<b>25</b>	<b>32</b>	<b>188</b>	<b>10/13/17 vs Anaheim</b>
167	Brad Maxwell	1	50	7	24	31	119	01/31/85 vs Boston
168	Joe Cirella	2	95	6	24	30	126	10/17/89 vs Calgary
	Wendel Clark	1	37	12	18	30	45	01/27/95 vs Buffalo
	Cody McCormick	5	190	9	21	30	250	11/04/03 vs Minnesota
171	Andre Benoit	1	79	7	21	28	26	11/21/13 at Phoenix
	<b>J.T. Compher</b>	<b>2</b>	<b>90</b>	<b>16</b>	<b>12</b>	<b>28</b>	<b>24</b>	<b>03/15/17 vs Detroit</b>
	Jaroslav Hlinka	1	63	8	20	28	16	10/23/07 at Edmonton
	Kerry Huffman	2	81	4	24	28	82	10/10/92 vs Ottawa
	Dave Reid	2	138	12	16	28	49	11/13/00 at Calgary
	Doug Small	1	46	10	18	28	47	11/02/91 vs San Jose
177	Terry Carkner	1	63	3	24	27	159	01/06/88 vs Chicago
	John Ogradnick	1	32	11	16	27	4	01/18/87 vs Chicago
179	Gerry Hart	2	77	3	23	26	69	12/09/79 vs Los Angeles
	Zach Redmond	2	96	7	19	26	34	11/08/14 at Philadelphia
	Kevin Shattenkirk	1	46	7	19	26	20	11/17/10 vs San Jose
182	Jeff Finger	2	94	9	15	24	51	03/01/07 at Chicago
	Theoren Fleury	1	15	10	14	24	18	03/01/99 vs Edmonton
	Nate Guenin	3	173	3	21	24	80	02/28/14 vs Phoenix
	Shane O'Brien	2	104	3	21	24	165	11/26/11 vs Edmonton
	Herb Raglan	2	77	7	17	24	150	03/23/91 vs Hartford
	Blake Wesley	3	119	6	18	24	187	03/15/83 vs St. Louis
<b>188</b>	<b>Tyson Jost</b>	<b>2</b>	<b>71</b>	<b>13</b>	<b>10</b>	<b>23</b>	<b>26</b>	<b>04/06/17 vs Minnesota</b>
	Chuck Kobasev	2	95	12	11	23	72	10/15/11 at Montreal
	Basil McRae	3	75	14	9	23	277	12/15/81 vs NY Islanders
<b>192</b>	<b>Mark Barberio</b>	<b>2</b>	<b>80</b>	<b>5</b>	<b>17</b>	<b>22</b>	<b>35</b>	<b>02/14/17 at New Jersey</b>
	Gilbert Delorme	2	83	4	18	22	65	10/10/85 vs Chicago
	Gord Donnelly	6	213	10	12	22	668	02/23/86 vs Winnipeg
	Matt Hunwick	4	128	3	19	22	40	02/24/12 at Columbus
	Jari Kurri	1	70	5	17	22	12	10/03/97 vs Calgary
	Rick Lapointe	2	65	4	18	22	71	11/10/82 vs Hartford
	Alain Lemieux	3	37	11	11	22	14	02/14/85 vs Philadelphia
	Kip Miller	2	49	9	13	22	19	02/10/91 vs Boston
	Mark Olver	3	74	10	12	22	39	03/17/11 at Calgary
	Ron Sutter	1	37	9	13	22	44	02/01/94 vs Hartford
201	Lucien DeBlois	2	84	11	10	21	58	10/28/89 vs Edmonton
	Steve Downie	3	33	3	18	21	58	02/24/12 at Columbus
	Tomas Fleischmann	1	22	8	13	21	8	12/10/10 at Atlanta
	Darin Kimble	3	105	10	11	21	448	01/17/89 vs New Jersey
	Jay McClement	2	104	11	10	21	43	04/01/11 at Phoenix
	Troy Murray	1	63	7	14	21	22	10/27/95 vs Buffalo
	Ryan O'Byrne	3	172	2	19	21	182	10/20/11 vs Chicago
	Jeff Odgers	3	205	8	13	21	634	11/05/97 vs NY Rangers
209	Paul Baxter	1	61	7	13	20	145	10/24/79 vs Hartford
	<b>Samuel Girard</b>	<b>1</b>	<b>68</b>	<b>3</b>	<b>17</b>	<b>20</b>	<b>6</b>	<b>02/01/18 at Edmonton</b>
	Ken Quinney	3	59	7	13	20	23	10/22/86 vs Toronto
212	Jamie Baker	3	71	9	10	19	40	11/25/90 vs Los Angeles
	Ken Klee	1	81	3	16	19	68	11/02/06 at St. Louis
	Bill Lindsay	2	67	6	13	19	30	02/11/92 vs Washington
	Brian Willis	5	115	8	11	19	43	10/23/01 vs Carolina
216	Rene Bourque	1	65	12	6	18	56	10/29/16 at Arizona
	Philippe Dupuis	3	86	6	12	18	46	11/06/10 vs Dallas
	Stefan Elliott	4	63	6	12	18	12	11/26/11 vs Edmonton
	David Karpa	4	79	5	13	18	175	10/09/93 vs Boston
	Andreas Martinsen	2	110	7	11	18	79	11/21/15 at Washington
	Dean McAmmond	1	41	10	8	18	10	12/06/02 vs Montreal
	Pierre Plante	1	69	4	14	18	68	10/28/79 vs Montreal
	Brian Rolston	1	50	8	10	18	12	11/19/99 vs NY Islanders
	Kurt Sauer	4	153	2	16	18	108	10/12/05 vs Nashville
	Mark Vermette	4	67	5	13	18	33	03/17/90 vs Philadelphia
	<b>Colin Wilson</b>	<b>1</b>	<b>56</b>	<b>6</b>	<b>12</b>	<b>18</b>	<b>6</b>	<b>11/16/17 vs Washington</b>
227	Andre Dore	1	25	1	16	17	25	02/21/84 vs Montreal
	Steve Patrick	1	27	4	13	17	17	02/18/86 vs Los Angeles
	Patrick Roy (G)	8	478	0	17	17	152	---
	Randy Veliscek	2	117	4	13	17	64	12/18/90 vs Montreal
231	Patrick Bordeleau	3	129	8	8	16	185	04/11/13 at Los Angeles
	Jean Hamel	2	91	3	13	16	70	10/08/81 vs Boston
	Matt Hendricks	2	60	9	7	16	87	10/10/09 at Chicago
	Brad Larsen	5	92	4	12	16	60	03/28/02 at San Jose
	Scott Parker	6	237	5	11	16	538	11/16/00 at Phoenix
	Everett Sanpass	2	38	8	8	16	49	03/10/90 vs New Jersey
	Reggie Thomas	1	39	9	7	16	6	12/15/79 vs Detroit
	Nail Yakupov	1	58	9	7	16	26	10/09/17 at Boston

# ALL-TIME SCORING LEADERS

	PLAYER	YEARS	GP	G	A	PTS	PIM	1ST FRANCHISE GOAL
239	Dan Lambert	2	29	6	9	15	22	11/21/91 vs Montreal
	Mike McKee	1	48	3	12	15	41	11/25/93 vs Los Angeles
	<b>Patrik Nemeth</b>	<b>1</b>	<b>68</b>	<b>3</b>	<b>12</b>	<b>15</b>	<b>41</b>	<b>11/02/17 vs Carolina</b>
242	Curt Brackenbury	1	63	6	8	14	55	11/22/79 vs Boston
	Marc-Andre Cliche	2	150	3	11	14	34	02/01/14 vs Buffalo
	Chris Lindberg	1	37	6	8	14	12	10/10/93 vs Pittsburgh
	Jack Skille	1	74	8	6	14	11	10/16/15 at Anaheim
	Blair Stewart	1	30	8	6	14	15	12/06/79 vs St. Louis
	Pascal Trepanier	2	89	4	10	14	77	11/03/01 at Toronto
248	Shawn Anderson	1	31	3	10	13	21	12/31/90 vs NY Islanders
	Serge Aubin	3	82	6	7	13	70	04/07/00 at Calgary
	Chris Dingman	3	110	9	4	13	247	11/5/99 vs NY Rangers
	Riku Hahl	3	92	5	8	13	38	04/01/02 vs Nashville
	Vaclav Nedorost	2	67	6	7	13	22	10/03/01 at Pittsburgh
	Brad Stuart	2	71	3	10	13	16	01/08/15 vs Ottawa
	Fedor Tyutin	1	69	1	12	13	38	12/16/16 vs Florida
255	Mikket Boedker	1	18	4	8	12	2	03/03/16 vs Florida
	Daniel Briere	1	57	8	4	12	18	10/13/14 at Boston
	Daniel Bouchard (G)	5	225	0	12	12	69	---
	Garth Butcher	1	34	3	9	12	67	10/26/93 at Chicago
	Dennis Everberg	2	70	3	9	12	61	11/02/14 vs Anaheim
	Martin Gelinac	1	31	6	6	12	8	10/06/93 vs Ottawa
	David Latta	4	36	4	8	12	4	10/14/88 vs Buffalo
	Mike McNeill	2	40	3	9	12	12	03/23/91 vs Hartford
	Steve Moore	3	69	5	7	12	41	12/31/03 at Calgary
	Andrei Nikolishin	1	49	5	7	12	24	10/16/03 at Minnesota
	Mark Rycroft	1	66	6	6	12	31	11/01/06 at Columbus
	Trevor Stienburg	4	71	8	4	12	166	04/02/86 vs New Jersey
	Ossi Vaananen	3	139	2	10	12	127	11/17/06 at Columbus
	Patrick Wiercioch	1	57	4	8	12	23	10/17/16 at Pittsburgh
269	Wayne Babych	1	15	6	5	11	18	10/30/85 vs Hartford
	<b>Gabriel Bourque</b>	<b>2</b>	<b>64</b>	<b>5</b>	<b>6</b>	<b>11</b>	<b>12</b>	<b>01/06/18 vs Minnesota</b>
	Brian Lawton	1	14	5	6	11	10	12/09/89 vs Philadelphia
	Shawn Matthias	1	20	6	5	11	8	02/24/16 vs San Jose
	David Van Der Gulik	4	42	2	9	11	10	11/04/10 vs Vancouver
274	Greg Mauldin	1	29	5	5	10	8	11/12/10 at Columbus
	Warren Rychel	3	88	6	4	10	233	12/01/95 vs NY Rangers
	Cory Sarich	1	54	1	9	10	38	10/08/13 at Toronto
	Tommy Sjodin	1	22	1	9	10	18	03/05/94 vs Toronto
278	Peter Andersson	1	12	1	8	9	4	03/29/86 vs Los Angeles
	Matthew Barnaby	1	13	4	5	9	37	03/12/04 at Phoenix
	Aaron Broten	1	20	5	4	9	6	10/07/90 vs Boston
	Ron Chipperfield	2	16	4	5	9	10	03/23/80 vs Vancouver
	Stephane Fiset (G)	6	188	0	9	9	20	---
	Paul MacDermid	2	58	5	4	9	57	01/12/94 vs Vancouver
	Brad Malone	3	54	4	5	9	39	04/08/13 vs Calgary
	Greg Malone	2	33	3	6	9	18	02/02/86 vs Hartford
	Jimmy Mann	3	82	1	8	9	244	02/18/84 vs Minnesota
	Josef Marha	3	19	2	7	9	4	10/07/97 vs Boston
	Brad May	2	64	3	6	9	90	10/22/05 at Vancouver
	Aaron Palushaj	1	25	2	7	9	8	02/14/13 at Minnesota
	Jeff Shantz	1	74	3	6	9	35	10/27/02 vs Minnesota
	Wayne Van Dorp	2	28	4	5	9	139	11/21/90 vs Hartford
	John Wensink	1	53	6	3	9	124	12/14/80 vs Edmonton
293	Joe Colborne	1	62	4	4	8	34	10/15/16 vs Dallas
	Richard David	3	31	4	4	8	10	04/04/82 vs Buffalo
	Bill Derlago	1	18	3	5	8	6	01/18/87 vs Chicago
	Chris Dumo	2	43	4	4	8	47	12/26/09 vs Dallas
	Mario Gosselin (G)	6	192	0	8	8	40	---
	Tim Hunter	1	48	5	3	8	94	10/22/92 vs Minnesota
	John Smirke	1	30	3	5	8	2	11/04/79 vs Detroit
	Gaston Therrien	3	22	0	8	8	12	---
	John Van Boxmeer	1	18	5	3	8	12	10/08/83 vs Buffalo
302	Bates Battaglia	2	17	1	6	7	14	03/20/03 vs San Jose
	Bob Boughner	2	52	1	6	7	62	01/03/06 vs Nashville
	Travis Bringley	1	36	3	4	7	10	11/02/03 at NY Rangers
	Peter Budaj (G)	6	242	0	7	7	12	---
	Jean-Marc Gaulin	5	26	4	3	7	8	11/13/84 vs Los Angeles
	John Paddock	1	32	2	5	7	25	11/11/80 vs Boston
	Reggie Savage	1	17	3	4	7	16	10/18/93 vs Montreal
	Brent Severny	2	101	1	6	7	235	01/21/97 vs Tampa Bay
	Ryan Stoa	2	37	4	3	7	20	04/09/10 vs Chicago
	Tim Tookey	1	12	1	6	7	4	01/22/83 vs Pittsburgh
	Tony Twist	4	151	0	7	7	433	---
	Brad Werenka	1	11	0	7	7	8	---
314	Jonas Holos	1	39	0	6	6	10	---
	Daniel Poudrier	3	25	1	5	6	10	02/28/86 vs Buffalo
	John Tonelli	1	19	2	4	6	14	03/05/92 vs Hartford
	<b>Semyon Varlamov (G)</b>	<b>7</b>	<b>340</b>	<b>0</b>	<b>6</b>	<b>6</b>	<b>16</b>	<b>---</b>
	Greg Zanon	1	44	0	6	6	28	---

# ALL-TIME SCORING LEADERS

	PLAYER	YEARS	GP	G	A	PTS	PIM	1ST FRANCHISE GOAL	
319	David Aebischer (G)	5	174	0	5	5	28	---	
	Kim Clackson	1	61	0	5	5	204	---	
	Roland Cloutier	1	14	2	3	5	0	12/06/79 vs St. Louis	
	Daniel Dore	2	17	2	3	5	59	10/12/89 vs Philadelphia	
	Mario Doyon	2	21	2	3	5	10	03/07/90 vs Winnipeg	
	Luc Dufour	1	30	2	3	5	27	11/14/84 vs St. Louis	
	Cody Goloubeff	1	33	0	5	5	25	---	
	Jari Gronstrand	2	32	1	4	5	16	01/12/89 vs Philadelphia	
	Joakim Lindstrom	1	16	2	3	5	0	10/13/11 at Ottawa	
	Clint Malarchuk (G)	5	140	0	5	5	67	---	
	Christian Matte	4	22	2	3	5	10	12/29/96 vs Dallas	
	Max Middenforf	3	10	1	4	5	4	12/17/86 vs Edmonton	
	Dwayne Norris	2	17	2	3	5	6	03/07/94 vs New Jersey	
	<b>David Warsofsky</b>	<b>1</b>	<b>16</b>	<b>0</b>	<b>5</b>	<b>5</b>	<b>0</b>	---	
	333	Greg C. Adams	1	7	1	3	4	17	10/08/89 vs Hartford
		Craig Anderson (G)	2	104	0	4	4	20	---
		Rick Berry	2	76	0	4	4	98	---
Chris Bigras		2	46	1	3	4	18	03/01/16 at Minnesota	
Todd Gill		1	36	0	4	4	25	---	
<b>A.J. Greer</b>		<b>2</b>	<b>22</b>	<b>0</b>	<b>4</b>	<b>4</b>	<b>33</b>	---	
Rocco Grimaldi		2	10	1	3	4	2	10/28/17 vs Chicago	
Darby Hendrickson		1	20	1	3	4	6	03/08/04 at Vancouver	
Bill Huard		1	7	2	2	4	13	04/08/95 vs Ottawa	
Janne Laukkanen		2	14	1	3	4	4	12/09/95 vs Ottawa	
<b>Anton Lindholm</b>		<b>2</b>	<b>60</b>	<b>0</b>	<b>4</b>	<b>4</b>	<b>16</b>	---	
Bryan Muir		3	62	1	3	4	32	03/30/02 at Phoenix	
Yves Sarault		2	30	3	1	4	6	01/15/97 vs Tampa Bay	
Daniel Tjarnqvist		1	37	2	2	4	8	11/26/08 vs St. Louis	
Ron Tugnutt (G)		5	153	0	4	4	4	---	
Chris Wagner		1	26	4	0	4	9	11/25/15 vs Ottawa	
Landon Wilson		2	16	2	2	4	29	11/29/95 vs New Jersey	
Peter Worrell		1	49	3	1	4	179	12/31/03 at Calgary	
351		<b>Andrew Agozzino</b>	<b>2</b>	<b>10</b>	<b>0</b>	<b>3</b>	<b>3</b>	<b>0</b>	---
		Dave Andreychuk	1	14	1	2	3	2	04/05/00 at Edmonton
		Jim Cummins	1	55	1	2	3	147	10/28/03 vs Calgary
		Bobby Dollas	2	25	0	3	3	18	---
		Jim Dowd	1	18	2	1	3	2	03/25/06 at St. Louis
	Anders Eldebrink	1	12	1	2	3	8	02/06/83 vs Washington	
	Tom Fitzgerald	1	11	2	1	3	22	03/28/98 vs Anaheim	
	Jere Gillis	1	12	2	1	3	0	01/09/82 vs Boston	
	Chris Gratton	1	13	2	1	3	18	03/16/04 at Montreal	
	Barry Legge	1	31	0	3	3	18	---	
	Francois Leroux	1	50	1	2	3	140	01/08/98 vs Vancouver	
	Peter Loob	1	8	1	2	3	0	10/20/84 vs Toronto	
	Bryan Marchment	1	14	0	3	3	33	---	
	Andrei Mironov	1	10	1	2	3	12	11/18/17 at Nashville	
	Calvin Pickard (G)	3	86	0	3	3	2	---	
	Nolan Pratt	1	46	1	2	3	40	03/06/01 at Atlanta	
	Jean-Marc Richard	2	5	2	1	3	2	02/02/88 vs Buffalo	
	Cam Russell	1	35	1	2	3	84	12/08/98 vs NY Islanders	
	John Slaney	1	7	0	3	3	4	---	
	Wyatt Smith	1	25	0	3	3	8	---	
	Greg Smyth	4	53	0	3	3	265	---	
	Jose Theodore (G)	3	91	0	3	3	8	---	
	373	Wade Belak	3	35	1	1	2	109	10/22/97 vs Washington
		Andrew Bodnarchuk	1	21	0	2	2	6	---
		Craig Billington (G)	3	67	0	2	2	6	---
		Paul Brousseau	1	8	1	1	2	2	01/10/96 vs Florida
		Marc Denis (G)	3	28	0	2	2	6	---
		Kelly Fairchild	1	10	2	0	2	2	01/09/02 vs Chicago
		Ron Hextall (G)	1	54	0	2	2	56	---
		Joey Hishon	1	13	1	1	2	0	04/07/15 vs Nashville
Dean Hopkins		1	5	0	2	2	4	---	
Terry Johnson		4	25	0	2	2	55	---	
David Koci		2	78	2	0	2	164	10/28/09 at Calgary	
John Kordic		1	19	0	2	2	115	---	
Jordan Krestanovich		2	22	0	2	2	6	---	
Stu Kulak		1	14	1	1	2	28	11/14/87 vs Los Angeles	
Ron Low (G)		1	15	0	2	2	0	---	
Justin Mercier		1	9	1	1	2	0	02/04/10 at Nashville	
Lee Norwood		2	13	1	1	2	11	10/12/80 vs Vancouver	
Borna Rendulic		2	14	1	1	2	6	12/31/14 vs Philadelphia	
Jaroslav Sevcik		1	13	0	2	2	2	---	
Doug Shedden		1	16	0	2	2	8	---	
Duncan Siemens		3	20	1	1	2	25	02/28/18 vs Calgary	
Charlie Stephens		2	8	0	2	2	4	---	
Paul Stewart		1	21	2	0	2	74	03/23/80 vs Vancouver	
<b>Dominic Toninato</b>		<b>1</b>	<b>37</b>	<b>0</b>	<b>2</b>	<b>2</b>	<b>12</b>	---	
Daniel Vinchelette		2	27	0	2	2	63	---	
Tomas Vincour		2	9	0	2	2	4	---	
Richard Zemlak		1	21	0	2	2	47	---	

# ALL-TIME SCORING LEADERS

	PLAYER	YEARS	GP	G	A	PTS	PIM	1ST FRANCHISE GOAL	
400	Niklas Andersson	1	3	0	1	1	2	---	
	Jonathan Bernier (G)	1	37	0	1	1	0	---	
	Reto Berra (G)	3	35	0	1	1	2	---	
	Gilles Bilodeau	1	9	0	1	1	25	---	
	Paul Carey	2	22	0	1	1	0	---	
	Ted Crowley	1	7	0	1	1	2	---	
	Jeff Daw	1	1	0	1	1	0	---	
	Michel Dion (G)	2	62	0	1	1	8	---	
	Leonard Esau	1	4	0	1	1	2	---	
	John Garrett (G)	2	29	0	1	1	2	---	
	Cameron Gaunce	1	11	1	0	1	16	02/16/11 vs. Pittsburgh	
	Eric Gelinas	2	33	0	0	1	12	---	
	Brandon Gormley	1	26	0	1	1	8	---	
	Freddie Hamilton	1	17	1	0	1	0	03/19/15 at Arizona	
	Dave Hannan	1	4	1	0	1	2	04/11/96 vs St. Louis	
	Samuel Henley	1	1	1	0	1	2	12/01/16 vs Columbus	
	Pat Hickey	1	7	0	1	1	4	---	
	Claude Julien	3	14	0	1	1	25	---	
	David Liffiton	1	4	1	0	1	17	10/30/10 vs. Columbus	
	Vitaly Kolesnik (G)	1	8	0	1	1	2	---	
	Ray Macias	1	6	0	1	1	0	---	
	Bob Mason (G)	1	22	0	1	1	2	---	
	Chris McAllister	2	48	0	1	1	88	---	
	Anders Myrvald	1	4	0	1	1	6	---	
	Tom Preissing	1	4	0	1	1	0	---	
	Michel Plasse (G)	2	41	0	1	1	0	---	
	Bernie Saunders	2	10	0	1	1	8	---	
	Michael Sgarbossa	2	9	0	1	1	14	---	
	D.J. Smith	1	34	1	0	1	55	01/23/03 vs. Columbus	
	Dennis Sobchuk	1	2	1	0	1	2	03/20/83 vs. Winnipeg	
	Greg Tebbutt	1	2	0	1	1	4	---	
	Ed Ward	1	7	1	0	1	5	11/02/93 vs. Tampa Bay	
	432	Sami Aittokallio (G)	2	0	0	0	0	0	---
		<b>Mark Alt</b>	<b>1</b>	<b>7</b>	<b>0</b>	<b>0</b>	<b>0</b>	<b>0</b>	<b>---</b>
		Yuri Babenko	1	3	0	0	0	0	---
		Joel Bailargeon	1	5	0	0	0	4	---
		Don Barber	1	2	0	0	0	0	---
		Shawn Belle	1	4	0	0	0	2	---
		Michel Bolduc	2	10	0	0	0	6	---
		Dennis Bonvie	1	1	0	0	0	0	---
Johnny Boychuk		1	4	0	0	0	0	---	
Richard Brennan		1	2	0	0	0	0	---	
Evan Brophrey		1	3	0	0	0	0	---	
Steve Brule		1	2	0	0	0	0	---	
Mario Brunetta (G)		3	40	0	0	0	16	---	
Jeff Buchanan		1	6	0	0	0	6	---	
Jordan Caron		1	19	0	0	0	2	---	
Stephane Charbonneau		1	2	0	0	0	0	---	
Colby Cohen		1	3	0	0	0	4	---	
Mike Connolly		1	2	0	0	0	2	---	
Jacques Cloutier (G)		4	58	0	0	0	12	---	
Alain Cote		1	6	0	0	0	4	---	
Jim Dobson		1	1	0	0	0	0	---	
Brian Elliott (G)		1	12	0	0	0	0	---	
David Farrish		1	4	0	0	0	0	---	
Brian Ford (G)		1	3	0	0	0	0	---	
Mike Gaul		1	1	0	0	0	0	---	
J.S. Giguere (G)		3	72	0	0	0	10	---	
Scott Gordon (G)		2	23	0	0	0	0	---	
Ron Grahame (G)		1	8	0	0	0	2	---	
Wayne Groulx		1	1	0	0	0	0	---	
Stephane Guerard		2	34	0	0	0	40	---	
Roger Hagglund		1	3	0	0	0	0	---	
Andrew Hammond (G)		1	1	0	0	0	0	---	
Darren Haydar		1	1	0	0	0	0	---	
Paul Healey		1	2	0	0	0	14	---	
Sami Helenius		1	33	0	0	0	46	---	
Yves Heroux		1	1	0	0	0	0	---	
Goran Hogosta (G)		1	21	0	0	0	0	---	
Mike Huribut		1	1	0	0	0	0	---	
<b>Vladislav Kamenev</b>		<b>1</b>	<b>3</b>	<b>0</b>	<b>0</b>	<b>0</b>	<b>0</b>	<b>---</b>	
Kevin Kaminski		2	6	0	0	0	45	---	
Darius Kasparaitis	1	11	0	0	0	19	---		
Mikhail Kuleshov	1	3	0	0	0	0	---		
Francois Lacombe	1	3	0	0	0	2	---		
Per Ledin	1	3	0	0	0	2	---		
Ed Lee	1	2	0	0	0	5	---		
Aaron MacKenzie	1	5	0	0	0	0	---		
Jacques Mailhot	1	5	0	0	0	33	---		
Bruce Major	1	4	0	0	0	0	---		
David Marcynstyn	1	5	0	0	0	26	---		



## ALL-TIME SCORING LEADERS

PLAYER	YEARS	GP	G	A	PTS	PIM	1ST FRANCHISE GOAL
<b>Spencer Martin (G)</b>	<b>1</b>	<b>3</b>	<b>0</b>	<b>0</b>	<b>0</b>	<b>0</b>	<b>---</b>
Terry Martin	1	3	0	0	0	0	---
Greg Millen (G)	1	18	0	0	0	0	---
Sergei Mylnikov (G)	1	10	0	0	0	0	---
Mike Natyshak	1	4	0	0	0	0	---
Lawrence Nycholat	1	5	0	0	0	0	---
Wes O'Neill	2	5	0	0	0	6	---
Jaroslav Obsut	1	3	0	0	0	0	---
George Parros	2	0	0	0	0	0	---
Jeff Paul	1	2	0	0	0	7	---
Derek Peltier	2	14	0	0	0	2	---
Joel Prpic	1	3	0	0	0	2	---
Serge Roberge	1	9	0	0	0	24	---
Andrew Raycroft (G)	1	31	0	0	0	2	---
Jean-Marc Routhier	1	8	0	0	0	9	---
Andy Rymsha	1	6	0	0	0	23	---
Tommy Salo (G)	1	5	0	0	0	0	---
Philippe Sauve (G)	1	17	0	0	0	2	---
Paxton Schulte	1	1	0	0	0	2	---
Richard Sevigny (G)	4	35	0	0	0	30	---
Scott Shaunessy	2	7	0	0	0	23	---
Rob Shearer	1	2	0	0	0	0	---
Ben Smith	1	4	0	0	0	0	---
Colin Smith	1	1	0	0	0	0	---
Dan Smith	2	15	0	0	0	9	---
Jeremy Smith (G)	1	10	0	0	0	0	---
Garth Snow (G)	2	7	0	0	0	2	---
John C. Stewart	1	2	0	0	0	0	---
Karl Stollery	2	7	0	0	0	4	---
Ben Street	2	10	0	0	0	4	---
Rick Tabaracci (G)	1	2	0	0	0	0	---
Christian Tanguay	1	2	0	0	0	0	---
John Tanner (G)	3	21	0	0	0	6	---
Jocelyn Thibault (G)	3	57	0	0	0	2	---
Yvon Vautour	1	5	0	0	0	2	---
Mike Vernace	1	12	0	0	0	8	---
Tyler Weiman (G)	1	1	0	0	0	0	---
Brian White	1	2	0	0	0	0	---
Roman Will (G)	1	0	0	0	0	0	---

519



Alex Tanguay ranks seventh on the franchise's all-time scoring list with 488 points.

## ALL-TIME GOALTENDERS

NAME	GP	MIN	GA	SO	EN	GAA	SV %	W-L-T
David Aebischer	174	9992	391	13	18	2.35	.915	89-58-14
Sami Aittokallio	2	89	5	0	0	3.37	.884	0-1-0
Craig Anderson	104	6045	285	7	11	2.83	.911	51-40-10
Jonathan Bernier	37	2001	95	2	2	2.85	.913	19-13-3
Reto Berra	35	1541	69	3	5	2.69	.915	10-13-2
Craig Billington	67	3448	150	2	5	2.61	.910	30-23-7
Daniel Bouchard	226	13370	802	5	7	3.60	.877	107-80-36
Mario Brunetta	40	1967	128	0	3	3.90	.868	12-17-1
Peter Budaj	242	13313	627	9	32	2.83	.901	101-91-27
Jacques Cloutier	58	2803	183	0	3	3.92	.881	12-26-7
Marc Denis	28	1480	63	3	3	2.55	.916	10-10-4
Michel Dion	62	3461	232	2	7	4.02	---	15-33-9
Brian Elliott	12	690	44	0	1	3.83	.891	2-8-1
Stephane Fiset	188	10384	575	6	16	3.32	.892	84-67-22
Brian Ford	3	123	13	0	0	6.34	.814	1-1-0
John Garrett	29	1673	126	0	4	4.52	.868	10-13-5
J.S. Giguere	72	3940	165	4	9	2.51	.914	31-21-8
Scott Gordon	23	1082	101	0	3	5.60	.828	2-16-0
Mario Gosselin	192	10525	643	6	9	3.67	.870	79-82-12
Ron Grahame	8	439	40	0	1	5.47	---	1-5-1
Andrew Hammond	1	58	2	0	0	2.07	.939	0-1-0
Ron Hexall	54	2988	172	0	3	3.45	.888	29-16-5
Goran Hogosta	21	1199	83	1	3	4.15	---	5-12-3
Vitaly Kolesnik	8	370	20	0	0	3.24	.888	3-3-0
Ron Low	15	828	51	0	1	3.70	---	5-7-2
Clint Malarchuk	139	7984	482	5	1	3.62	.881	62-53-18
<b>Spencer Martin</b>	<b>3</b>	<b>179</b>	<b>13</b>	<b>0</b>	<b>0</b>	<b>4.36</b>	<b>.865</b>	<b>0-2-1</b>
Bob Mason	22	1168	92	0	1	4.73	.852	5-14-1
Greg Millen	18	1080	95	0	3	5.28	.849	3-14-1
Sergei Mylnikov	10	568	47	0	1	4.96	.855	1-7-2
Calvin Pickard	86	4700	217	3	18	2.77	.914	28-44-6
Michel Plasse	41	2321	153	0	3	3.96	---	12-17-10
Andrew Raycroft	31	1722	90	0	4	3.14	.892	12-16-0
Patrick Roy	478	28317	1070	37	34	2.27	.918	262-140-65
Tommy Salo	5	304	12	0	0	2.37	.912	1-3-1
Philippe Sauve	17	986	50	0	2	3.04	.896	7-7-3
Richard Sevigny	35	1716	106	1	0	3.71	.866	13-13-3
Jeremy Smith	10	543	32	0	3	3.54	.888	1-6-1
Garth Snow	7	398	27	0	0	4.07	.858	4-3-0
Rick Tabaracci	2	60	2	0	0	2.00	.889	1-0-0
John Tanner	21	1084	65	1	1	3.60	.883	2-11-5
Jose Theodore	91	5072	233	3	10	2.76	.902	42-39-5
Jocelyn Thibault	57	2960	146	1	3	2.96	.897	23-19-7
Ron Tugnutt	153	8356	568	1	13	4.08	.875	35-83-19
<b>Semyon Varlamov</b>	<b>340</b>	<b>19416</b>	<b>873</b>	<b>19</b>	<b>49</b>	<b>2.70</b>	<b>.916</b>	<b>163-137-29</b>
Tyler Weiman	1	16	0	0	0	0.00	1.000	0-0-0
Roman Will	1	18	1	0	0	3.33	.667	0-0-0



Semyon Varlamov ranks second in franchise history in games played, wins, shutouts and save percentage.

# OVERTIME RESULTS

## 1983-84 (0-5-10)

Date	Opponent	Result	OT Goal
Oct. 13, 1983 at Hartford	T, 4-4	-	-
Oct. 29, 1983 at Detroit	L, 3-4	Manno 0:21	-
Nov. 5, 1983 vs. NY Rangers	T, 4-4	-	-
Nov. 19, 1983 vs. Hartford	T, 4-4	-	-
Nov. 20, 1983 at NY Rangers	L, 5-6	-	Andersson 0:08
Jan. 14, 1984 vs. Philadelphia	T, 3-3	-	-
Jan. 21, 1984 vs. Chicago	T, 4-4	-	-
Jan. 29, 1984 at Hartford	T, 5-5	-	-
Feb. 25, 1984 vs. St. Louis	T, 3-3	-	-
March 4, 1984 at Buffalo	T, 1-1	-	-
March 11, 1984 at Winnipeg	L, 5-6	-	Hawerchuk 0:42
March 13, 1984 vs. Edmonton	L, 5-6	-	Coffey 4:35
March 18, 1984 at Minnesota	T, 5-5	-	-
March 24, 1984 vs. Hartford	L, 2-3	-	Currie 0:46
March 25, 1984 at Hartford	T, 6-6	-	-

## 1984-85 (3-2-9)

Date	Opponent	Result	OT Goal
Oct. 26, 1984 vs. Toronto	T, 2-2	-	-
Nov. 13, 1984 vs. Los Angeles	L, 4-5	Nicholls 2:57	-
Nov. 20, 1984 vs. Chicago	W, 3-2	Goulet 1:17	-
Nov. 25, 1984 at NY Rangers	W, 3-2	Hunter 3:36	-
Dec. 3, 1984 vs. Boston	T, 3-3	-	-
Dec. 6, 1984 at Philadelphia	T, 1-1	-	-
Dec. 9, 1984 at Buffalo	T, 4-4	-	-
Dec. 13, 1984 at Boston	T, 5-5	-	-
Dec. 23, 1984 at Chicago	W, 3-2	Gillis, 3:33	-
Dec. 31, 1984 at Montreal	T, 4-4	-	-
Jan. 22, 1985 vs. Toronto	T, 2-2	-	-
Feb. 9, 1985 vs. New Jersey	T, 2-2	-	-
March 9, 1985 at Calgary	T, 2-2	-	-
March 15, 1985 vs. Winnipeg	L, 2-3	-	MacLean 4:41

## 1985-86 (4-1-6)

Date	Opponent	Result	OT Goal
Oct. 26, 1985 at Pittsburgh	T, 4-4	-	-
Dec. 12, 1985 at Boston	T, 1-1	-	-
Dec. 19, 1985 vs. Montreal	W, 5-4	Gillis 4:57	-
Jan. 20, 1986 vs. Montreal	W, 3-2	Ashton 3:59	-
Jan. 27, 1986 vs. NY Rangers	T, 6-6	-	-
Feb. 1, 1986 vs. Philadelphia	T, 2-2	-	-
Feb. 9, 1986 at Boston	W, 4-3	P. Stastny 4:49	-
Feb. 20, 1986 at New Jersey	L, 3-4	Preston 4:56	-
March 6, 1986 at Boston	W, 5-4	Egles 3:28	-
Mar. 11, 1986 vs. Vancouver	T, 1-1	-	-
Apr. 5, 1986 vs. Boston	T, 2-2	-	-

## 1986-87 (0-4-10)

Date	Opponent	Result	OT Goal
Oct. 11, 1986 vs. Minnesota	T, 4-4	-	-
Oct. 21, 1986 vs. Washington	T, 4-4	-	-
Nov. 1, 1986 at Hartford	T, 2-2	-	-
Nov. 2, 1986 vs. Hartford	T, 3-3	-	-
Nov. 18, 1986 vs. NY Islanders	L, 3-4	-	Bossy 4:45
Dec. 21, 1986 at Winnipeg	T, 4-4	-	-
Dec. 27, 1986 vs. New Jersey	T, 2-2	-	-
Jan. 8, 1987 at New Jersey	T, 4-4	-	-
Jan. 24, 1987 vs. NY Islanders	L, 1-2	-	Haanpaa 2:28
Feb. 17, 1987 vs. Winnipeg	T, 3-3	-	-
Feb. 21, 1987 at St. Louis	L, 3-4	-	Paslowski 1:23
Mar. 7, 1987 vs. Buffalo	T, 5-5	-	-
Mar. 21, 1987 vs. Philadelphia	T, 2-2	-	-
March 26, 1987 at Philadelphia	L, 2-3	-	Poulin 3:22

## 1987-88 (2-2-5)

Date	Opponent	Result	OT Goal
Oct. 10, 1987 vs. Boston	W, 6-5	Moller 2:56	-
Oct. 16, 1987 at Buffalo	T, 2-2	-	-
Oct. 31, 1987 vs. Pittsburgh	L, 4-5	-	Simpson 4:05
Nov. 23, 1987 at Montreal	W, 4-3	A. Stastny 1:44	-
Dec. 11, 1987 at Winnipeg	T, 3-3	-	-
Jan. 19, 1988 vs. Edmonton	T, 4-4	-	-
Feb. 7, 1988 vs. Chicago	T, 5-5	-	-
March 19, 1988 vs. Calgary	L, 4-5	-	Loob 2:43
March 31, 1988 at Philadelphia	T, 4-4	-	-

## 1988-89 (2-1-7)

Date	Opponent	Result	OT Goal
Oct. 29, 1988 vs. NY Islanders	W, 3-2	-	Albelin 2:33
Nov. 13, 1988 at Chicago	T, 5-5	-	-
Nov. 15, 1988 vs. Boston	T, 5-5	-	-
Dec. 17, 1988 at Boston	T, 2-2	-	-
Dec. 28, 1988 vs. Hartford	T, 4-4	-	-
Jan. 10, 1989 vs. Washington	T, 4-4	-	-
Jan. 14, 1989 vs. Buffalo	T, 1-1	-	-
Jan. 28, 1989 at Hartford	W, 3-2	-	Fortier 0:32
March 16, 1989 at Boston	T, 2-2	-	-
March 30, 1989 at St. Louis	L, 2-4	-	Paslowski 1:39

## 1989-90 (0-1-7)

Date	Opponent	Result	OT Goal
Oct. 17, 1989 vs. Calgary	T, 8-8	-	-
Nov. 21, 1989 vs. Calgary	T, 4-4	-	-
Dec. 5, 1989 vs. Boston	T, 3-3	-	-
Dec. 9, 1989 vs. Philadelphia	T, 6-6	-	-
Dec. 17, 1989 at Vancouver	T, 2-2	-	-
Dec. 16, 1989 vs. Hartford	T, 3-3	-	-
March 3, 1990 vs. Buffalo	T, 3-3	-	-
March 24, 1990 vs. Toronto	L, 3-4	-	Osborne 0:49

## 1990-91 (1-3-14)

Date	Opponent	Result	OT Goal
Oct. 4, 1990 at Hartford	T, 3-3	-	-
Oct. 13, 1990 vs. Buffalo	T, 4-4	-	-
Oct. 16, 1990 vs. Hartford	T, 1-1	-	-
Nov. 11, 1990 at Montreal	L, 4-5	-	Lefebvre 4:07
Nov. 21, 1990 at Hartford	T, 4-4	-	-
Nov. 25, 1990 vs. Los Angeles	T, 4-4	-	-
Dec. 2, 1990 vs. Calgary	T, 5-5	-	-
Dec. 10, 1990 at Vancouver	W, 3-2	-	Sakic 4:05
Dec. 19, 1990 at Montreal	T, 1-1	-	-
Jan. 12, 1991 vs. St. Louis	T, 4-4	-	-
Jan. 22, 1991 vs. Toronto	T, 4-4	-	-
Feb. 12, 1991 vs. Buffalo	T, 4-4	-	-
Feb. 14, 1991 at Chicago	L, 1-2	-	Roenick 1:26
Feb. 18, 1991 at Vancouver	T, 3-3	-	-
March 2, 1991 vs. Hartford	T, 3-3	-	-
March 19, 1991 vs. Edmonton	L, 6-7	-	Messier 4:34
March 21, 1991 at Boston	T, 3-3	-	-
March 28, 1991 at Buffalo	T, 4-4	-	-

## 1991-92 (0-5-12)

Date	Opponent	Result	OT Goal
Oct. 13, 1991 vs. NY Islanders	T, 1-1	-	-
Oct. 23, 1991 at Montreal	L, 2-3	-	Svoboda 3:22
Nov. 27, 1991 at Buffalo	T, 4-4	-	-
Dec. 5, 1991 at Toronto	T, 2-2	-	-
Dec. 19, 1991 at Calgary	T, 5-5	-	-
Dec. 22, 1991 at Vancouver	T, 6-6	-	-
Jan. 31, 1992 at Winnipeg	T, 4-4	-	-
Feb. 15, 1992 at Montreal	T, 4-4	-	-
Feb. 20, 1992 at Pittsburgh	T, 4-4	-	-
Feb. 23, 1992 at Montreal	T, 3-3	-	-
March 3, 1992 vs. Buffalo	T, 4-4	-	-
March 7, 1992 vs. Detroit	T, 4-4	-	-
March 14, 1992 vs. Boston	L, 4-5	-	Carpenter 1:27
March 17, 1992 at Toronto	L, 3-4	-	Anderson 2:08
March 26, 1992 vs. Chicago	L, 4-5	-	Goulet 4:25
March 31, 1992 vs. Boston	L, 4-5	-	Hughes 4:24
April 12, 1992 at Boston	T, 1-1	-	-

## 1992-93 (4-1-10)

Date	Opponent	Result	OT Goal
Oct. 21, 1992 at St. Louis	T, 5-5	-	-
Nov. 3, 1992 at Hartford	T, 3-3	-	-
Nov. 8, 1992 vs. Calgary	T, 5-5	-	-
Nov. 12, 1992 at Pittsburgh	T, 4-4	-	-
Nov. 25, 1992 at Buffalo	T, 1-1	-	-
Nov. 26, 1992 at Toronto	W, 5-4	-	Nolan 0:23
Dec. 3, 1992 at Philadelphia	L, 2-3	-	Bolvin 2:03
Dec. 12, 1992 at San Jose	W, 8-7	-	Young 4:19
Dec. 13, 1992 at Vancouver	T, 3-3	-	-
Jan. 7, 1993 at Boston	W, 3-2	-	Kovalenko 1:35
Jan. 26, 1993 vs. Boston	T, 4-4	-	-
Jan. 29, 1993 at Washington	T, 3-3	-	-
Feb. 12, 1993 at Calgary	T, 4-4	-	-
Feb. 14, 1993 at Edmonton	W, 3-2	-	Sundin 2:28
March 4, 1993 at Chicago	T, 3-3	-	-

## 1993-94 (0-0-8)

Date	Opponent	Result	OT Goal
Oct. 6, 1993 at Ottawa	T, 5-5	-	-
Nov. 20, 1993 vs. Winnipeg	T, 5-5	-	-
Nov. 23, 1993 vs. New Jersey	T, 1-1	-	-
Nov. 27, 1993 vs. Buffalo	T, 2-2	-	-
Dec. 7, 1993 vs. Calgary	T, 4-4	-	-
March 7, 1994 at New Jersey	T, 2-2	-	-
March 10, 1994 vs. Montreal	T, 4-4	-	-
April 5, 1994 vs. Florida	T, 3-3	-	-

## 1994-95 (1-0-5)

Date	Opponent	Result	OT Goal
Feb. 23, 1995 vs. Philadelphia	T, 6-6	-	-
Feb. 25, 1995 vs. Boston	T, 1-1	-	-
March 4, 1995 vs. Buffalo	T, 1-1	-	-
March 20, 1995 vs. Florida	W, 5-4	-	Nolan 2:33
April 8, 1995 at Ottawa	T, 2-2	-	-
April 26, 1995 vs. Montreal	T, 1-1	-	-

## 1995-96 (2-3-10)

Date	Opponent	Result	OT Goal
Oct. 9, 1995 vs. Pittsburgh	T, 6-6	-	-
Nov. 9, 1995 vs. Dallas	T, 1-1	-	-
Nov. 20, 1995 at Edmonton	T, 3-3	-	-
Nov. 25, 1995 at Montreal	T, 2-2	-	-
Nov. 29, 1995 at New Jersey	L, 3-4	-	Richer 0:57
Dec. 23, 1995 at Los Angeles	T, 2-2	-	-
Jan. 4, 1996 vs. Philadelphia	T, 2-2	-	-
Jan. 10, 1996 vs. Florida	T, 4-4	-	-
Jan. 14, 1996 vs. Calgary	T, 4-4	-	-
Jan. 25, 1996 vs. Vancouver	T, 2-2	-	-
Jan. 27, 1996 at San Jose	W, 4-3	-	Kamensky 2:49
Feb. 7, 1996 vs. Tampa Bay	T, 4-4	-	-
Feb. 9, 1996 vs. Hartford	L, 2-3	-	Burt 3:24
Feb. 16, 1996 at Florida	W, 5-4	-	Keane 0:55
April 14, 1996 vs. Los Angeles	L, 4-5	-	Perreault 4:12

## 1996-97 (3-3-9)

Date	Opponent	Result	OT Goal
Oct. 10, 1996 vs. Anaheim	T, 6-6	-	-
Nov. 2, 1996 vs. Buffalo	T, 0-0	-	-
Nov. 3, 1996 at Anaheim	T, 1-1	-	-
Nov. 16, 1996 vs. Hartford	T, 4-4	-	-
Dec. 18, 1996 at Edmonton	T, 4-4	-	-
Jan. 4, 1997 at Edmonton	T, 4-4	-	-
Jan. 6, 1997 at NY Rangers	T, 2-2	-	-
Jan. 8, 1997 at New Jersey	T, 1-1	-	-
Jan. 21, 1997 at Tampa Bay	L, 2-3	-	Houldier 2:02
Jan. 23, 1997 at Pittsburgh	W, 4-3	-	Kamensky 3:55
Feb. 18, 1997 at Colorado	W, 3-2	-	Lemieux 4:56
Feb. 21, 1997 at Edmonton	W, 4-3	-	Ricci 2:26
March 9, 1997 vs. Anaheim	T, 2-2	-	-
March 26, 1997 at Detroit	L, 5-6	-	McCarthy 0:39
April 4, 1997 at San Jose	L, 6-7	-	Guolla 0:35

## 1997-98 (2-3-17)

Date	Opponent	Result	OT Goal
Oct. 1, 1997 at Dallas	T, 2-2	-	-
Oct. 11, 1997 vs. Phoenix	T, 3-3	-	-
Oct. 17, 1997 at Calgary	L, 5-6	-	Nylander 4:40
Oct. 19, 1997 at Vancouver	T, 4-4	-	-
Oct. 23, 1997 vs. Los Angeles	L, 1-2	-	Robitaille 2:43
Oct. 24, 1997 vs. Carolina	T, 3-3	-	-
Oct. 30, 1997 at St. Louis	T, 2-2	-	-
Nov. 1, 1997 vs. Calgary	T, 3-3	-	-
Nov. 18, 1997 at Washington	T, 6-6	-	-
Nov. 26, 1997 at Tampa Bay	T, 3-3	-	-
Dec. 10, 1997 at Toronto	T, 2-2	-	-
Dec. 17, 1997 vs. Detroit	T, 2-2	-	-
Dec. 19, 1997 vs. Pittsburgh	T, 3-3	-	-
Dec. 29, 1997 vs. Montreal	T, 1-1	-	-
Jan. 2, 1998 at Buffalo	T, 2-2	-	-
Jan. 3, 1998 at Pittsburgh	W, 5-4	-	Kamensky 3:04
Jan. 8, 1998 vs. Vancouver	T, 4-4	-	-
Jan. 10, 1998 vs. Ottawa	T, 3-3	-	-
Jan. 15, 1998 vs. San Jose	T, 2-2	-	-
Jan. 26, 1998 vs. Edmonton	W, 2-1	-	Lacroix 1:49
March 2, 1998 vs. Montreal	L, 4-5	-	Fraser 0:11
April 13, 1998 at Anaheim	T, 2-2	-	-

## 1998-99 (2-0-10)

Date	Opponent	Result	OT Goal
Oct. 18, 1998 at Los Angeles	T, 5-5	-	-
Nov. 10, 1998 at Phoenix	T, 1-1	-	-
Dec. 14, 1998 vs. St. Louis	T, 0-0	-	-
Jan. 6, 1999 vs. Florida	T, 2-2	-	-
Jan. 10, 1999 at Chicago	W, 3-2	-	Lemieux 3:31
Feb. 14, 1999 vs. Philadelphia	T, 4-4	-	-
Feb. 19, 1999 at Nashville	T, 4-4	-	-
Feb. 21, 1999 at Dallas	T, 1-1	-	-
Feb. 23, 1999 vs. Vancouver	T, 4-4	-	-
March 9, 1999 at Washington	W, 3-2	-	Ozolinsh 0:19
March 20, 1999 vs. Chicago	T, 5-5	-	-
March 30, 1999 vs. Calgary	T, 3-3	-	-

\* - Denotes shootout

Note: OT losses counted as a point starting in 1999-00

## 1999-00 (5-11)

Date, Opponent	Result	OT Goal
Oct. 8, 1999 at Pittsburgh	T, 3-3	-
Oct. 11, 1999 at Boston	T, 3-3	-
Oct. 23, 1999 at Atlanta	W, 3-2	Sakic 0:40
Oct. 28, 1999 at Philadelphia	L, 4-5	Zeljukin 4:51
Nov. 15, 1999 at Vancouver	T, 2-2	-
Nov. 22, 1999 at Dallas	W, 3-2	Daashmarsh 0:34
Dec. 12, 1999 at Vancouver	T, 2-2	Hejduk 1:36
Dec. 18, 1999 at Nashville	T, 2-2	-
Jan. 3, 2000 vs. Edmonton	T, 2-2	-
Jan. 19, 2000 vs. San Jose	T, 0-0	-
Jan. 21, 2000 at Anaheim	T, 3-3	-
Feb. 3, 2000 vs. San Jose	T, 3-3	-
Feb. 17, 2000 at New Jersey	T, 5-5	-
Feb. 27, 2000 at Dallas	T, 1-1	-
March 16, 2000 vs. Nashville	T, 2-2	-
March 26, 2000 at Dallas	W, 2-1	Hejduk 3:17
April 2, 2000 vs. Dallas	W, 3-2	Podain 4:13

## 2000-01 (6-10)

Date, Opponent	Result	OT Goal
Oct. 4, 2000 at Dallas	T, 2-2	-
Oct. 7, 2000 at Edmonton	T, 1-1	-
Oct. 17, 2000 at Washington	W, 4-3	Forsberg 2:37
Oct. 25, 2000 vs. Nashville	W, 2-1	Forsberg 3:58
Nov. 9, 2000 vs. St. Louis	T, 3-3	-
Nov. 13, 2000 vs. Pittsburgh	W, 3-2	Sakic 3:56
Nov. 25, 2000 vs. Calgary	W, 3-2	Hejduk 0:39
Dec. 11, 2000 vs. Tampa Bay	T, 2-2	-
Dec. 13, 2000 vs. Philadelphia	T, 3-3	-
Dec. 23, 2000 vs. Vancouver	W, 3-2	Hejduk 3:59
Jan. 4, 2001 vs. San Jose	T, 2-2	-
Jan. 6, 2001 at Carolina	T, 2-2	-
Jan. 7, 2001 at Detroit	L, 3-4	Yzerman 1:08
Jan. 14, 2001 at Chicago	T, 2-2	-
Feb. 10, 2001 vs. St. Louis	L, 3-4	Corso 0:50
Feb. 13, 2001 at Montreal	W, 3-2	Sakic 2:21
Feb. 17, 2001 at Toronto	T, 5-5	-
March 3, 2001 vs. Buffalo	L, 2-3	Barnes 2:08
March 10, 2001 at Dallas	L, 2-3	Lukowich 1:47
April 4, 2001 vs. Anaheim	T, 1-1	-

## 2001-02 (4-1-8)

Date, Opponent	Result	OT Goal
Nov. 6, 2001 at Montreal	T, 1-1	-
Dec. 1, 2001 at Calgary	T, 2-2	-
Dec. 10, 2001 vs. Anaheim	T, 1-1	-
Dec. 16, 2001 at Minnesota	W, 3-2	Sakic 4:09
Dec. 21, 2001 vs. Calgary	T, 2-2	-
Jan. 1, 2002 at Nashville	T, 2-2	-
Jan. 3, 2002 vs. NY Rangers	T, 4-4	Blake 1:41
Jan. 12, 2002 at Edmonton	T, 2-2	-
Jan. 15, 2002 vs. San Jose	L, 0-1	Selanne 4:57
Jan. 17, 2002 vs. Phoenix	W, 3-2	Nieminen 4:58
Feb. 26, 2002 vs. Calgary	T, 2-2	-
Feb. 28, 2002 vs. Phoenix	W, 2-1	Zurek 3:15
April 14, 2002 vs. Dallas	T, 2-2	-

## 2002-03 (7-8-13)

Date, Opponent	Result	OT Goal
Oct. 9, 2002 vs. Dallas	T, 1-1	-
Oct. 20, 2002 at Anaheim	L, 2-3	McDonald 4:49
Oct. 22, 2002 vs. Edmonton	T, 3-3	-
Oct. 27, 2002 vs. Minnesota	T, 3-3	-
Oct. 29, 2002 at Minnesota	T, 3-3	Sekeras 3:43
Nov. 2, 2002 at Calgary	T, 4-4	-
Nov. 8, 2002 vs. Anaheim	L, 2-3	Havelid 0:20
Nov. 17, 2002 at Phoenix	T, 4-4	-
Nov. 21, 2002 vs. Nashville	T, 1-1	-
Nov. 27, 2002 vs. St. Louis	T, 4-4	-
Nov. 29, 2002 at Minnesota	T, 2-2	-
Dec. 6, 2002 vs. Montreal	W, 7-6	Wrbata 1:52
Dec. 13, 2002 at Edmonton	L, 0-1	Chimera 3:21
Dec. 16, 2002 vs. Washington	T, 2-2	-
Dec. 27, 2002 vs. Philadelphia	L, 1-2	Desjardins 1:38
Jan. 12, 2003 at Carolina	W, 3-2	Hejduk 2:04
Jan. 20, 2003 vs. Dallas	T, 1-1	-
Jan. 28, 2003 at Columbus	T, 2-2	-
Jan. 30, 2003 at NY Rangers	W, 4-3	de Vries 2:29
Feb. 4, 2003 at Boston	W, 3-2	de Vries 4:17
Feb. 13, 2003 at Vancouver	L, 1-2	Morrison 1:58
Feb. 27, 2003 vs. Atlanta	L, 3-4	Seward 1:12
March 2, 2003 at Chicago	W, 3-2	Tanguay 3:38
March 8, 2003 at Philadelphia	W, 2-1	Forsberg 0:26
March 10, 2003 vs. Phoenix	T, 2-2	-
March 24, 2003 at Buffalo	L, 3-4	Hecht 4:15
March 25, 2003 at Ottawa	T, 2-2	-
April 4, 2003 at Anaheim	W, 4-3	Hejduk 4:50

## 2003-04 (8-7-13)

Date, Opponent	Result	OT Goal
Nov. 2, 2003 at NY Rangers	W, 3-2	Skastins 1:14
Nov. 4, 2003 vs. Minnesota	T, 4-4	-
Nov. 9, 2003 at Chicago	W, 4-3	Krovojevik 4:54
Nov. 13, 2003 at Phoenix	L, 2-3	Radvojevic 1:51
Nov. 18, 2003 vs. Anaheim	W, 2-1	Selanne 3:11
Nov. 27, 2003 at Calgary	W, 3-5	Morris 2:24
Nov. 30, 2003 vs. New Jersey	T, 1-1	-
Dec. 4, 2003 at San Jose	T, 2-2	-
Dec. 11, 2003 at Vancouver	T, 1-1	-
Dec. 13, 2003 at Calgary	T, 1-1	-
Dec. 20, 2003 at Los Angeles	T, 3-3	-
Dec. 26, 2003 at St. Louis	T, 3-3	-
Dec. 27, 2003 vs. Philadelphia	W, 3-2	Hejduk 1:42
Jan. 8, 2004 at Nashville	L, 3-4	York 1:12
Jan. 11, 2004 at Chicago	W, 5-4	Tanguay 3:42
Jan. 19, 2004 at Tampa Bay	W, 5-4	Hejduk 0:59
Jan. 22, 2004 at Atlanta	T, 1-1	-
Jan. 29, 2004 at Los Angeles	T, 3-3	-
Jan. 30, 2004 at Anaheim	L, 3-4	Havelid 3:39
Feb. 5, 2004 vs. Detroit	L, 2-3	Hull 0:57
Feb. 10, 2004 vs. NY Islanders	T, 1-1	-
Feb. 26, 2004 vs. St. Louis	T, 2-2	-
Feb. 28, 2004 at Columbus	L, 4-5	Spacak 3:24
March 3, 2004 vs. Vancouver	W, 3-2	Foote 2:37
March 10, 2004 at Edmonton	L, 4-5	Chouhrouf 0:53
April 4, 2004 vs. Nashville	L, 1-2	Legwand 0:32
March 23, 2004 vs. Chicago	T, 2-2	-

## 2005-06 (6-9)

### 3-3 in overtime, 3-6 in shootouts

Date, Opponent	Result	OT Goal
Oct. 14, 2005 vs. Chicago	L, 2-3*	-
Oct. 29, 2005 vs. Vancouver	W, 4-3	Lapeniere 1:55
Nov. 5, 2005 vs. Dallas	L, 2-3*	-
Nov. 21, 2005 vs. Calgary	L, 2-3*	-
Dec. 9, 2005 at New Jersey	W, 4-3*	-
Jan. 7, 2006 vs. Columbus	W, 3-2*	-
Jan. 14, 2006 at Philadelphia	W, 4-3	Tanguay 4:14
Jan. 26, 2006 vs. Dallas	L, 2-3*	-
Jan. 28, 2006 vs. Vancouver	L, 3-4*	-
Feb. 2, 2006 at Nashville	L, 3-4	Sullivan 2:09
March 7, 2006 at St. Louis	W, 2-1*	-
March 22, 2006 at Anaheim	L, 4-5	Hedstrom 3:22
March 25, 2006 at St. Louis	W, 3-2	Sakic 0:57
March 26, 2006 vs. Edmonton	L, 3-4*	-
April 15, 2006 at Vancouver	L, 3-4	Morrison 4:23

## 2006-07 (8-7)

### 3-3 in overtime, 5-4 in shootouts

Date, Opponent	Result	OT Goal
Oct. 4, 2006 vs. Dallas	L, 2-3	Sydor 2:07
Oct. 5, 2006 at Dallas	L, 2-3	White 1:03
Nov. 18, 2006 at Minnesota	W, 2-1*	-
Nov. 22, 2006 vs. Anaheim	W, 3-2*	-
Jan. 6, 2007 at Minnesota	W, 2-1*	-
Jan. 9, 2007 vs. Detroit	L, 3-4*	-
Jan. 13, 2007 vs. Anaheim	W, 3-2*	-
Jan. 26, 2007 vs. Phoenix	L, 4-5*	-
Feb. 6, 2007 vs. Florida	W, 5-4	Sakic 0:25
Feb. 24, 2007 at Los Angeles	L, 5-6*	-
March 4, 2007 at Detroit	W, 4-3	Richardson 2:41
March 11, 2007 at Minnesota	L, 2-3	Burns 4:41
March 18, 2007 vs. San Jose	W, 4-3	Hejduk 0:19
March 23, 2007 at Edmonton	L, 3-4*	-
March 25, 2007 at Vancouver	W, 5-4*	-

## 2007-08 (11-7)

### 4-4 in overtime, 7-3 in shootouts

Date, Opponent	Result	OT Goal
Oct. 16, 2007 vs. Calgary	W, 5-4*	-
Oct. 26, 2007 at Calgary	W, 3-2	Smyth 0:23
Nov. 7, 2007 vs. Edmonton	W, 4-3*	-
Nov. 9, 2007 at Vancouver	L, 1-2	H. Sedin 1:22
Dec. 19, 2007 at Anaheim	L, 1-2	Schneider 3:31
Dec. 21, 2007 vs. NY Rangers	W, 4-3	Wolski 1:16
Dec. 31, 2007 at Phoenix	L, 3-4*	-
Jan. 5, 2008 vs. NY Islanders	W, 2-1	Swatos 2:05
Jan. 13, 2008 at Florida	W, 4-3*	-
Jan. 18, 2008 vs. Chicago	L, 1-2*	-
Feb. 4, 2008 vs. Phoenix	L, 3-4	Wrbata 3:23
Feb. 20, 2008 at Anaheim	L, 2-3*	-
Feb. 22, 2008 at Phoenix	W, 3-2*	-
Feb. 26, 2008 at Calgary	W, 3-2	Stastny 3:02
Feb. 27, 2008 at Vancouver	W, 3-2*	-
March 28, 2008 vs. Edmonton	W, 5-3*	-
March 30, 2008 at Minnesota	L, 2-3*	Gaborik 3:10
April 6, 2008 vs. Minnesota	W, 4-3*	-

## 2008-09 (12-5)

### 3-1 in overtime, 9-4 in shootouts

Date, Opponent	Result	OT Goal
Oct. 25, 2008 vs. Buffalo	W, 2-1*	-
Nov. 12, 2008 at Vancouver	W, 2-1*	-
Nov. 15, 2008 at Edmonton	W, 3-2*	-
Nov. 22, 2008 at Los Angeles	W, 4-3*	-
Dec. 5, 2008 at Dallas	L, 1-2*	-
Dec. 7, 2008 vs. Vancouver	W, 5-4*	-
Dec. 18, 2008 at Tampa Bay	W, 2-1*	-
Dec. 23, 2008 vs. Phoenix	W, 5-4	Clark 1:48
Dec. 27, 2008 vs. Detroit	W, 4-3*	-
Feb. 15, 2009 at Detroit	W, 6-5*	-
Feb. 17, 2009 vs. Ottawa	W, 3-2	Wolski 1:20
March 12, 2009 vs. Minnesota	W, 2-1*	-
March 14, 2009 at Edmonton	W, 3-2	Liles 0:42
March 17, 2009 at Minnesota	L, 2-3*	-
April 7, 2009 at San Jose	L, 0-1*	-
April 9, 2009 vs. Dallas	L, 2-3*	-
April 11, 2009 vs. Vancouver	L, 0-1	H.Sedin 0:40

## 2009-10 (9-9)

### 2-4 in overtime, 7-5 in shootouts

Date, Opponent	Result	OT Goal
Oct. 10, 2009 at Chicago	L, 3-4*	-
Oct. 17, 2009 at Detroit	W, 4-3*	-
Oct. 21, 2009 at Minnesota	L, 2-3*	-
Nov. 6, 2009 vs. Chicago	W, 4-3*	-
Nov. 11, 2009 at Chicago	L, 2-3*	-
Nov. 25, 2009 vs. Nashville	L, 3-4	Legwand 3:07
Nov. 28, 2009 vs. Minnesota	L, 2-3*	-
Dec. 2, 2009 at Florida	L, 5-6*	-
Dec. 11, 2009 vs. Tampa Bay	W, 2-1*	-
Jan. 9, 2010 at Buffalo	W, 4-3*	-
Jan. 11, 2010 at Calgary	W, 3-2*	-
Feb. 10, 2010 vs. Atlanta	W, 4-3*	Cumiskey 0:09
March 22, 2010 at Los Angeles	L, 3-4	Doughty 3:40
March 24, 2010 vs. Los Angeles	W, 4-3*	-
April 4, 2010 vs. San Jose	W, 5-4	Liles 2:59
April 6, 2010 at Vancouver	W, 4-3*	-
April 7, 2010 at Edmonton	L, 1-2	R.Whitey 3:50
April 11, 2010 vs. Los Angeles	L, 4-5	D. Brown 1:31

## 2010-11 (12-8)

### 6-7 in overtime, 6-1 in shootouts

Date, Opponent	Result	OT Goal
Oct. 7, 2010 vs. Chicago	W, 4-3	Stastny 3:40
Oct. 12, 2010 at Detroit	W, 5-4*	-
Oct. 26, 2010 at Vancouver	L, 3-4	Raymond 0:28
Nov. 17, 2010 vs. San Jose	W, 4-3*	Porter 2:07
Nov. 20, 2010 at Dallas	W, 4-3*	-
Nov. 30, 2010 vs. Atlanta	L, 2-3	Stewart 1:49
Dec. 3, 2010 at Carolina	L, 1-2	Sutter 1:16
Dec. 7, 2010 at Florida	L, 3-4	Weiss 0:43
Dec. 17, 2010 vs. Ottawa	W, 6-5	Duchene 2:36
Dec. 27, 2010 vs. Detroit	L, 3-4	Krownwell 3:42
Dec. 30, 2010 at Edmonton	W, 4-3*	-
Jan. 4, 2011 vs. Buffalo	W, 4-3*	Jones 4:17
Jan. 8, 2011 vs. NY Islanders	L, 3-4	Tavares 3:52
Jan. 18, 2011 vs. Vancouver	W, 4-3	Jones 2:52
Feb. 16, 2011 vs. Pittsburgh	L, 2-3	Kennedy 4:10
March 1, 2011 at San Jose	L, 1-2*	-
March 19, 2011 at Edmonton	W, 5-2*	-
March 22, 2011 vs. Columbus	W, 4-4*	-
April 1, 2011 at Phoenix	W, 4-3*	-
April 10, 2011 vs. Edmonton	W, 4-3	Jones 3:57

\* - Denotes shootout

Note: OT losses counted as a point starting in 1999-00

# OVERTIME RESULTS

## 2011-12 (16-6)

### 7-4 in overtime, 9-2 in shootouts

Date, Opponent	Result	OT Goal
Oct. 12, 2011 at Columbus	W, 3-2*	-
Oct. 15, 2011 at Montreal	W, 6-5*	-
Oct. 17, 2011 at Toronto	W, 3-2	Jones 1:11
Oct. 22, 2011 at Chicago	W, 5-4*	-
Nov. 4, 2011 at Dallas	L, 6-7	Eriksson 3:55
Nov. 10, 2011 vs. NY Islanders	W, 4-3	Quincey 2:39
Dec. 2, 2011 vs. St. Louis	W, 3-2*	-
Dec. 13, 2011 vs. San Jose	W, 4-3*	-
Dec. 19, 2011 vs. Philadelphia	W, 3-2*	-
Dec. 23, 2011 vs. Tampa Bay	W, 2-1	Duchene 3:38
Jan. 2, 2012 at Los Angeles	W, 2-1*	-
Jan. 12, 2012 at Nashville	L, 2-3	Laguard 0:34
Jan. 18, 2012 vs. Florida	W, 4-3	O'Reilly 3:55
Feb. 4, 2012 vs. Vancouver	L, 2-3*	-
Feb. 10, 2012 vs. Carolina	W, 4-3	O'Reilly 4:58
Feb. 11, 2012 at St. Louis	L, 2-3	Cobalisco 3:18
March 10, 2012 vs. Edmonton	W, 3-2*	-
March 12, 2012 vs. Anaheim	W, 3-2	Landskog 1:52
March 14, 2012 at Buffalo	W, 5-4*	-
March 15, 2012 at New Jersey	L, 0-1*	-
March 20, 2012 vs. Calgary	W, 2-1	Jones 3:51
March 24, 2012 vs. Vancouver	L, 2-3	Higgins 1:40

## 2012-13 (5-7)

### 3-5 in overtime, 2-2 in shootouts

Date, Opponent	Result	OT Goal
Feb. 11, 2013 vs. Phoenix	L, 2-3	Doan 4:01
Feb. 14, 2013 at Minnesota	W, 4-3*	-
Feb. 20, 2013 vs. St. Louis	W, 1-0	Jones 4:43
Feb. 24, 2013 at Anaheim	L, 3-4	Perry 4:14
Feb. 26, 2013 at San Jose	L, 2-3*	-
March 3, 2013 at Columbus	L, 1-2	Anisimov 2:26
March 10, 2013 vs. San Jose	W, 3-2	Duchene 4:59
March 30, 2013 vs. Nashville	W, 1-0	Barrie 0:50
April 5, 2013 vs. Detroit	L, 2-3	Datsyuk 4:44
April 11, 2013 at Los Angeles	L, 2-3*	-
April 15, 2013 vs. Columbus	L, 3-4	Foligno 4:31
April 26, 2013 at Phoenix	W, 5-4*	-

## 2013-14 (15-8)

### 10-4 in overtime, 5-4 in shootouts

Date, Opponent	Result	OT Goal
Nov. 1, 2013 at Dallas	W, 3-2	Stasny 3:36
Nov. 21, 2013 at Phoenix	W, 4-3	O'Reilly 4:18
Nov. 23, 2013 at Los Angeles	W, 1-0	McGinn 2:32
Nov. 30, 2013 vs. Minnesota	W, 3-2*	-
Dec. 12, 2013 at Winnipeg	W, 4-3*	-
Dec. 14, 2013 vs. Minnesota	L, 1-2*	-
Dec. 21, 2013 at Los Angeles	L, 2-3*	-
Dec. 23, 2013 at San Jose	L, 4-5*	-
Dec. 29, 2013 vs. Winnipeg	L, 1-2	Wheeler 4:58
Jan. 8, 2014 vs. Ottawa	W, 4-3	Barrie 0:33
Jan. 10, 2014 vs. NY Islanders	L, 1-2	Grabner 1:46
Jan. 14, 2014 vs. Chicago	W, 3-2	Barrie 4:09
Jan. 16, 2014 vs. New Jersey	W, 2-1*	-
Feb. 3, 2014 at New Jersey	W, 2-1	O'Reilly 0:28
March 6, 2014 at Detroit	W, 3-2	Benoit 4:28
March 10, 2014 vs. Winnipeg	W, 3-2	Duchene 2:33
March 19, 2014 at Winnipeg	L, 4-5	Wheeler 1:42
March 25, 2014 at Nashville	W, 5-4*	-
March 27, 2014 vs. Vancouver	W, 3-2	Barrie 0:55
April 3, 2014 at Columbus	W, 3-2	Landskog 4:27
April 3, 2014 vs. NY Rangers	W, 3-2*	-
April 6, 2014 vs. Pittsburgh	L, 2-3*	-
April 13, 2014 at Anaheim	L, 2-3	Bonino 1:33

## 2014-15 (12-12)

### 2-8 in overtime, 10-4 in shootouts

Date, Opponent	Result	OT Goal
Oct. 14, 2014 at Toronto	L, 2-3	Kessel 0:34
Oct. 21, 2014 vs. Florida	L, 3-4	Boyes 2:23
Oct. 26, 2014 at Winnipeg	L, 1-2	Little 4:35
Oct. 28, 2014 vs. San Jose	L, 2-3*	-
Nov. 1, 2014 at St. Louis	L, 2-3*	-
Nov. 6, 2014 vs. Toronto	W, 4-3*	-
Nov. 13, 2014 at NY Rangers	W, 4-3*	-
Nov. 25, 2014 at Arizona	W, 4-3	Briere 3:16
Dec. 4, 2014 at Calgary	L, 3-4	Monahan 1:47
Dec. 11, 2014 vs. Winnipeg	W, 4-3*	-
Dec. 13, 2014 vs. St. Louis	L, 2-3	Oshie 1:03
Dec. 18, 2014 at Pittsburgh	L, 0-1	Comeau 2:24
Dec. 21, 2014 at Detroit	W, 2-1*	-
Dec. 31, 2014 vs. Philadelphia	W, 4-3	O'Reilly 4:40
Jan. 2, 2015 vs. Edmonton	W, 2-1*	-
Jan. 13, 2015 at Carolina	L, 2-3*	-
Jan. 17, 2015 at Tampa Bay	L, 2-3*	-
Jan. 21, 2015 vs. Boston	W, 3-2*	-
Jan. 27, 2015 at Nashville	L, 3-4	Smith 2:46
Feb. 3, 2015 at Dallas	W, 3-2*	-
Feb. 27, 2015 at Dallas	W, 5-4*	-
March 12, 2015 vs. New Jersey	W, 2-1*	-
March 20, 2015 at Anaheim	L, 2-3	Perry 1:25
April 9, 2015 vs. Winnipeg	W, 1-0*	-

## 2015-16 (6-4)

### 2-4 in overtime, 4-0 in shootouts

Date, Opponent	Result	OT Goal
Oct. 21, 2015 vs. Carolina	L, 0-1	Rask 1:49
Dec. 7, 2015 vs. Minnesota	W, 2-1	Mitchell 3:35
Dec. 27, 2015 vs. Arizona	L, 1-2	Boedker 4:17
Dec. 31, 2015 vs. Chicago	L, 3-4	Toews 3:29
Jan. 6, 2016 vs. St. Louis	W, 4-3	Landskog 4:43
Jan. 22, 2016 vs. St. Louis	W, 2-1*	-
Feb. 4, 2016 vs. Dallas	L, 3-4	Klingberg 0:35
Feb. 12, 2016 vs. Detroit	W, 3-2*	-
Feb. 24, 2016 vs. San Jose	W, 4-3*	-
March 18, 2016 vs. Calgary	W, 4-3*	-

## 2016-17 (8-4)

### 7-2 in overtime, 1-2 in shootouts

Date, Opponent	Result	OT Goal
Oct. 17, 2016 at Pittsburgh	W, 4-3	Landskog 0:22
Nov. 11, 2016 vs. Winnipeg	W, 3-2	R. Bourque 1:23
Nov. 21, 2016 at Columbus	W, 3-2	Duchene 1:49
Nov. 26, 2016 vs. Vancouver	L, 2-3*	-
Dec. 23, 2016 at Chicago	W, 2-1	MacKinnon 0:25
Jan. 6, 2017 vs. NY Islanders	W, 2-1	MacKinnon 4:43
Jan. 21, 2017 at San Jose	L, 2-3	Schlemko 1:18
Feb. 17, 2017 at Carolina	L, 2-3	Rantanen 4:23
Feb. 19, 2017 vs. Tampa Bay	W, 3-2	Drouin 2:27
March 31, 2017 vs. St. Louis	W, 2-1*	-
April 4, 2017 vs. Chicago	W, 3-3	Johnson 1:57
April 8, 2017 at Dallas	L, 3-4*	-

## 2017-18 (8-9)

### 6-8 in overtime, 2-1 in shootouts

Date, Opponent	Result	OT Goal
Nov. 4, 2017 at Philadelphia	W, 5-4*	-
Nov. 10, 2017 vs. Ottawa (Sweden)	L, 3-4	Stone 0:59
Nov. 19, 2017 at Detroit	W, 4-3	MacKinnon 2:55
Nov. 24, 2017 at Minnesota	L, 2-3*	-
Nov. 29, 2017 vs. Winnipeg	W, 3-2	MacKinnon 0:59
Dec. 21, 2017 at Los Angeles	L, 1-2	Brown 0:44
Dec. 29, 2017 vs. Toronto	W, 4-3	Compher 3:25
Jan. 2, 2018 vs. Winnipeg	W, 3-2	Johnson 4:50
Jan. 30, 2018 at Vancouver	L, 3-4	Baertschi 1:07
Feb. 1, 2018 at Edmonton	W, 4-3	Compher 2:28
Feb. 20, 2018 at Vancouver	W, 5-4	MacKinnon 3:36
Feb. 22, 2018 at Edmonton	L, 2-3	McDavid 2:19
March 4, 2018 vs. Nashville	L, 3-4	Forsberg 1:07
March 6, 2018 at Chicago	L, 1-2	Toews 0:09
March 8, 2018 at Columbus	L, 4-5	Jones 0:59
March 24, 2018 vs. Vegas	W, 2-1*	-
April 1, 2018 at Anaheim	L, 3-4	Kase 1:34

\* - Denotes shootout

Note: OT losses counted as a point starting in 1999-00

## 2005-06 (9 GAMES, 3-6 RECORD)

Date	Opponent	Final Score	Shootout Score	COL	OPP	Deciding Goal	Goalies (Road / Home)
Oct. 14, 2005	CHICAGO	L, 2-3	1-3	1-2	3-3	T. Ruutu	Khabibulin / BUDAJ
Nov. 5, 2005	DALLAS	L, 2-3	0-2	0-2	2-2	Zubov	Turco / BUDAJ
Nov. 21, 2005	CALGARY	L, 2-3	0-1	0-3	1-3	Amonte	Sauve / BUDAJ
Dec. 9, 2005	at New Jersey	W, 4-3	1-0	1-7	0-7	LAAKSONEN	KOLESNIK / Brodeur
Jan. 7, 2006	COLUMBUS	W, 3-2	2-1	2-4	1-4	TANGUAY	Leclaire / AEBISCHER
Jan. 26, 2006	DALLAS	L, 2-3	1-2	1-3	2-3	Jokinen	Turco / BUDAJ
Jan. 28, 2006	VANCOUVER	L, 3-4	0-1	0-3	1-3	J. Ruutu	Auld / AEBISCHER
March 7, 2006	at St. Louis	W, 2-1	1-0	1-3	0-3	HEJDUK	AEBISCHER / Sanford
March 26, 2006	EDMONTON	L, 3-4	0-1	0-3	1-3	Samsonov	Rolosen / BUDAJ

## 2006-07 (9 GAMES, 5-4 RECORD)

Date	Opponent	Final Score	Shootout Score	COL	OPP	Deciding Goal	Goalies (Road / Home)
Nov. 18, 2006	at Minnesota	W, 2-1	2-1	2-3	1-3	SAKIC	BUDAJ / Backstrom
Nov. 22, 2006	ANAHEIM	W, 3-2	1-0	1-3	0-3	SAKIC	Giguere / THEODORE
Jan. 6, 2007	at Minnesota	W, 2-1	2-1	2-4	1-4	HEJDUK	BUDAJ / Fernandez
Jan. 9, 2007	DETROIT	L, 3-4	1-2	1-3	2-3	Zetterberg	Hasek / BUDAJ
Jan. 13, 2007	at Anaheim	W, 3-2	2-1	2-4	1-4	HEJDUK	BUDAJ / Bryzgalov
Jan. 26, 2007	PHOENIX	L, 4-5	0-1	0-3	1-2	Nagy	Joseph / BUDAJ
Feb. 24, 2007	at Los Angeles	L, 5-6	3-4	3-6	4-6	D. Brown	BUDAJ / Burke
March 23, 2007	at Edmonton	L, 3-4	0-1	0-5	1-5	Reasoner	BUDAJ / Rolosen
March 25, 2007	at Vancouver	W, 5-4	1-0	1-2	0-3	McLEAN	THEODORE / Luongo

## 2007-08 (10 GAMES, 7-3 RECORD)

Date	Opponent	Final Score	Shootout Score	COL	OPP	Deciding Goal	Goalies (Road / Home)
Oct. 16, 2007	CALGARY	W, 5-4	2-1	2-3	1-3	SMYTH	Kiprusoff / THEODORE
Nov. 7, 2007	EDMONTON	W, 4-3	2-1	2-4	1-4	SVATOS	Rolosen / BUDAJ
Dec. 31, 2007	at Phoenix	L, 3-4	0-2	0-2	2-2	Mueller	BUDAJ / Bryzgalov
Jan. 13, 2008	at Florida	W, 4-3	1-0	1-3	0-3	HEJDUK	THEODORE / Vokoun
Jan. 18, 2008	CHICAGO	L, 1-2	1-2	1-4	2-4	Lang	Lalime / THEODORE
Feb. 20, 2008	at Anaheim	L, 2-3	0-1	0-3	1-3	Perry	BUDAJ / Giguere
Feb. 22, 2008	at Phoenix	W, 3-2	3-2	3-12	2-12	McLEOD	THEODORE / Tellqvist
Feb. 27, 2008	at Vancouver	W, 3-2	2-0	2-3	0-2	SAKIC	THEODORE / Luongo
March 28, 2008	EDMONTON	W, 5-4	3-1	3-3	1-2	SAKIC	Rolosen / THEODORE
April 6, 2008	MINNESOTA	W, 4-3	2-0	2-2	0-2	WOLSKI	Harding / THEODORE

## 2008-09 (13 GAMES, 9-4 RECORD)

Date	Opponent	Final Score	Shootout Score	COL	OPP	Deciding Goal	Goalies (Road / Home)
Oct. 25, 2008	BUFFALO	W, 2-1	3-2	3-5	2-5	SMYTH	Miller / BUDAJ
Nov. 12, 2008	at Vancouver	W, 2-1	2-1	2-3	1-3	SVATOS	BUDAJ / Luongo
Nov. 15, 2008	at Edmonton	W, 3-2	2-1	2-5	1-5	TUCKER	BUDAJ / Rolosen
Nov. 22, 2008	at Los Angeles	W, 4-3	2-0	2-2	0-2	SVATOS	BUDAJ / Ersberg
Dec. 5, 2008	at Dallas	L, 1-2	1-2	1-4	2-4	Modano	BUDAJ / Turco
Dec. 7, 2008	VANCOUVER	W, 5-4	3-1	3-3	1-2	SVATOS	Schneider / BUDAJ
Dec. 18, 2008	at Tampa Bay	W, 2-1	1-0	1-2	0-3	HEJDUK	RAYCROFT / M. Smith
Dec. 27, 2008	DETROIT	W, 4-3	1-0	1-3	0-3	WOLSKI	Conklin / BUDAJ
Feb. 15, 2009	at Detroit	W, 6-5	2-1	2-5	1-5	LEOPOLD	RAYCROFT / Osgood
March 12, 2009	MINNESOTA	W, 2-1	2-0	2-2	0-2	WOLSKI	Backstrom / BUDAJ
March 17, 2009	at Minnesota	L, 2-3	1-2	1-3	2-3	Zidlicky	BUDAJ / Backstrom
April 7, 2009	at San Jose	L, 0-1	0-1	0-3	1-3	Pavelski	BUDAJ / Nabokov
April 9, 2009	DALLAS	L, 2-3	2-3	2-3	3-3	Ribeiro	Climie / BUDAJ

## 2009-10 (12 GAMES, 7-5 RECORD)

Date	Opponent	Final Score	Shootout Score	COL	OPP	Deciding Goal	Goalies (Road / Home)
Oct. 10, 2009	at Chicago	L, 3-4	3-4	3-9	4-9	Ladd	ANDERSON / Huet
Oct. 17, 2009	at Detroit	W, 4-3	2-1	2-2	1-3	HEJDUK	ANDERSON / Osgood
Oct. 21, 2009	at Minnesota	L, 2-3	0-1	0-3	1-3	Koivu	ANDERSON / Backstrom
Nov. 6, 2009	CHICAGO	W, 4-3	2-1	2-8	1-8	STEWART	Niemi / ANDERSON
Nov. 11, 2009	at Chicago	L, 2-3	1-2	1-3	2-3	Sharp	ANDERSON / Huet
Nov. 28, 2009	MINNESOTA	L, 2-3	0-2	0-2	2-2	Ebbett	Harding / ANDERSON
Dec. 2, 2009	at Florida	L, 5-6	0-1	0-5	1-5	Weiss	BUDAJ / Clemmensen
Dec. 11, 2009	TAMPA BAY	W, 2-1	1-0	1-3	0-3	WOLSKI	Nittymaki / ANDERSON
Jan. 9, 2010	at Buffalo	W, 4-3	4-3	4-11	3-11	HENDRICKS	ANDERSON / Lalime
Jan. 11, 2010	at Calgary	W, 3-2	2-1	2-3	1-3	STEWART	ANDERSON / Kiprusoff
March 24, 2010	LOS ANGELES	W, 4-3	2-1	2-3	1-3	STEWART	Ersberg / ANDERSON
April 6, 2010	at Vancouver	W, 4-3	1-0	1-3	0-3	DEWANE	ANDERSON / Luongo

# ALL-TIME SHOOTOUTS

## 2010-11 (7 GAMES, 6-1 RECORD)

Date	Opponent	Final Score	Shootout Score	COL	OPP	Deciding Goal	Goalies (Road / Home)
Oct. 12, 2010	at Detroit	W, 5-4	1-0	1-6	0-6	YIP	BUDAJ / Howard
Nov. 20, 2010	at Dallas	W, 4-3	2-1	2-5	1-5	PORTER	BUDAJ / Lehtonen
Dec. 30, 2010	at Edmonton	W, 4-3	1-0	1-2	0-3	HEJDUK	ANDERSON / Dubnyk
March 1, 2011	at San Jose	L, 1-2	0-1	0-3	1-3	Clowe	ELLIOTT / Niemi
March 19, 2011	at Edmonton	W, 3-2	1-0	1-4	0-4	STOA	ELLIOTT / Khabibulin
March 22, 2011	COLUMBUS	W, 5-4	1-0	1-3	0-3	HEJDUK	Mason / ELLIOTT
April 1, 2011	at Phoenix	W, 4-3	1-0	1-2	0-3	O'REILLY	BUDAJ / Bryzgalov

## 2011-12 (11 GAMES, 9-2 RECORD)

Date	Opponent	Final Score	Shootout Score	COL	OPP	Deciding Goal	Goalies (Road / Home)
Oct. 12, 2011	at Columbus	W, 3-2	2-1	2-2	1-3	DUCHENE	VARLAMOV / Mason
Oct. 15, 2011	at Montreal	W, 6-5	2-0	2-2	0-2	HEJDUK	VARLAMOV / Price
Oct. 22, 2011	at Chicago	W, 5-4	1-0	1-3	0-3	LINDSTROM	VARLAMOV / Crawford
Dec. 2, 2011	ST. LOUIS	W, 3-2	1-0	1-3	0-3	O'REILLY	Halak / VARLAMOV
Dec. 13, 2011	SAN JOSE	W, 4-3	2-1	2-5	1-5	LANDESKOG	Niemi / VARLAMOV
Dec. 19, 2011	PHILADELPHIA	W, 3-2	3-2	3-3	2-3	O'REILLY	Bryzgalov / GIGUERE
Jan. 2, 2012	at Los Angeles	W, 2-1	1-0	1-2	0-3	HEJDUK	VARLAMOV / Quick
Feb. 4, 2012	VANCOUVER	L, 2-3	0-1	0-3	1-2	Raymond	Luongo / GIGUERE
March 10, 2012	EDMONTON	W, 3-2	2-0	2-2	0-2	HEJDUK	Khabibulin / VARLAMOV
March 14, 2012	at Buffalo	W, 5-4	1-0	1-2	0-3	MUELLER	VARLAMOV / Miller
March 15, 2012	at New Jersey	L, 0-1	0-2	0-2	2-2	Kovalchuk	GIGUERE / Brodeur

## 2012-13 (4 GAMES, 2-2 RECORD)

Date	Opponent	Final Score	Shootout Score	COL	OPP	Deciding Goal	Goalies (Road / Home)
Feb. 14, 2013	at Minnesota	W, 4-3	2-0	2-2	0-2	HEJDUK	GIGUERE / Backstrom
Feb. 26, 2013	at San Jose	L, 2-3	1-2	1-4	2-4	Marleau	VARLAMOV / Niemi
April 11, 2013	at Los Angeles	L, 2-3	1-3	1-2	3-3	Brown	GIGUERE / Quick
April 26, 2013	at Phoenix	W, 5-4	2-0	2-2	0-2	DUCHENE	VARLAMOV / Smith

## 2013-14 (9 GAMES, 5-4 RECORD)

Date	Opponent	Final Score	Shootout Score	COL	OPP	Deciding Goal	Goalies (Road / Home)
Nov. 30, 2013	MINNESOTA	W, 3-2	1-0	1-3	0-3	O'REILLY	Harding / VARLAMOV
Dec. 12, 2013	at Winnipeg	W, 4-3	2-0	2-2	0-2	DUCHENE	VARLAMOV / Pavelec
Dec. 14, 2013	MINNESOTA	L, 1-2	1-2	1-3	2-2	Koivu	Harding / VARLAMOV
Dec. 21, 2013	at Los Angeles	L, 2-3	0-1	0-3	1-3	Kopitar	VARLAMOV / Jones
Dec. 23, 2013	at San Jose	L, 4-5	0-2	0-2	2-3	Couture	VARLAMOV / Niemi
Jan. 16, 2014	NEW JERSEY	W, 2-1	2-0	2-3	0-2	DUCHENE	Schneider / VARLAMOV
March 25, 2014	at Nashville	W, 5-4	2-1	2-3	1-3	LANDESKOG	VARLAMOV / Rinne
April 3, 2014	NY RANGERS	W, 3-2	1-0	1-3	0-3	BARRIE	Hundqvist / VARLAMOV
April 6, 2014	PITTSBURGH	L, 2-3	0-1	0-3	1-2	Jokinen	Fleury / VARLAMOV

## 2014-15 (14 GAMES, 10-4 RECORD)

Date	Opponent	Final Score	Shootout Score	COL	OPP	Deciding Goal	Goalies (Road / Home)
Oct. 28, 2014	SAN JOSE	L, 2-3	0-2	0-2	2-2	Marleau	Niemi / VARLAMOV
Nov. 1, 2014	at St. Louis	L, 2-3	0-1	0-3	1-3	Lindstrom	VARLAMOV / Elliott
Nov. 6, 2014	TORONTO	W, 4-3	3-1	3-3	1-2	DUCHENE	Bernier / BERRA
Nov. 13, 2014	at NY Rangers	W, 4-3	2-1	2-3	1-3	TANGJAY	VARLAMOV / Lundqvist
Dec. 11, 2014	WINNIPEG	W, 4-3	2-0	2-2	0-2	MACKINNON	Pavelec / PICKARD
Dec. 21, 2014	at Detroit	W, 2-1	3-2	3-9	2-9	IGINLA	PICKARD / Mrzcek
Jan. 2, 2015	EDMONTON	W, 2-1	2-0	2-3	0-2	DUCHENE	Scrivens / VARLAMOV
Jan. 13, 2015	at Carolina	L, 2-3	0-2	0-2	2-2	Rask	PICKARD / Khudobin
Jan. 17, 2015	at Tampa Bay	L, 2-3	1-2	1-3	2-3	Callahan	VARLAMOV / Bishop
Jan. 21, 2015	BOSTON	W, 3-2	1-0	1-3	0-3	MACKINNON	Rask / VARLAMOV
Feb. 3, 2015	at Dallas	W, 3-2	4-3	4-11	3-11	TALBOT	VARLAMOV / Lehtonen
Feb. 27, 2015	at Dallas	W, 5-4	1-0	1-3	0-3	O'REILLY	VARLAMOV / Lehtonen
March 12, 2015	NEW JERSEY	W, 2-1	2-1	2-3	1-3	IGINLA	Schneider / VARLAMOV
April 9, 2015	WINNIPEG	W, 1-0	2-0	2-2	0-2	O'REILLY	Pavelec / VARLAMOV

# ALL-TIME SHOOTOUTS

## 2015-16 (4 GAMES, 4-0 RECORD)

Date	Opponent	Final Score	Shootout Score	COL	OPP	Deciding Goal	Goalies (Road / Home)
Jan. 22, 2016	ST. LOUIS	W, 2-1	1-0	1-3	0-3	LANDESKOG	Elliott / VARLAMOV
Feb. 12, 2016	at Detroit	W, 3-2	2-1	2-4	1-4	COMEAU	VARLAMOV / Mrazek
Feb. 24, 2016	SAN JOSE	W, 4-3	2-0	2-3	0-2	MackINNON	Jones / PICKARD
March 18, 2016	at Calgary	W, 4-3	1-0	1-2	0-3	BOEKDER	VARLAMOV / Ortio

## 2016-17 (3 GAMES, 1-2 RECORD)

Date	Opponent	Final Score	Shootout Score	COL	OPP	Deciding Goal	Goalies (Road / Home)
Nov. 26, 2016	VANCOUVER	L, 2-3	0-1	0-3	1-2	Granlund	Markstrom / PICKARD
March 31, 2017	ST. LOUIS	W, 2-1	2-0	2-3	0-2	DUCHENE	Allen / PICKARD
April 8, 2017	at Dallas	L, 3-4	0-1	0-3	1-2	Seguin	SMITH / Lehtonen

## 2017-18 (3 GAMES, 2-1 RECORD)

Date	Opponent	Final Score	Shootout Score	COL	OPP	Deciding Goal	Goalies (Road / Home)
Nov. 4, 2017	at Philadelphia	W, 5-4	2-1	2-3	1-3	RANTANEN	VARLAMOV / Neuvirth
Nov. 24, 2017	at Minnesota	L, 2-3	0-2	0-2	2-3	Coyle	BERNIER / Stalock
March 24, 2018	VEGAS	W, 2-1	1-0	1-3	0-3	LANDESKOG	Fleury / VARLAMOV

## ALL-TIME SHOOTOUT STATISTICS

**ALL-TIME RECORD (105 GP):** 70-38  
**HOME (47 GP):** 31-16    **ROAD (61 GP):** 39-22

### ALL-TIME SHOOTOUT PERCENTAGES

	ATT	GOALS	PCT.
AVALANCHE	370	145	39.2
OPPONENT	369	105	28.5

SHOOTERS	ATT	GOALS	PCT.	GDG
Amason	1	1	100.0	0
Barrie	4	1	25.0	1
Boedker	1	1	100.0	1
Briere	2	1	50.0	0
Brunette	3	0	0.0	0
Comeau	1	1	100.0	1
Duchene	49	18	36.7	8
Galiardi	2	0	0.0	0
Guite	1	0	0.0	0
Hejduk	60	25	41.7	12
Hendricks	2	1	50.0	1
Hensick	3	0	0.0	0
Iginla	3	2	66.7	2
Johnson	1	0	0.0	0
Jones, D.	7	0	0.0	0
Jost	1	0	0.0	0
Laaksonen	3	1	33.3	1
Landeskog	13	5	38.5	4
Laperriere	1	0	0.0	0
Leopold	1	1	100.0	1
Liles	2	1	50.0	0
Lindstrom	1	1	100.0	1
Mackinnon	21	10	47.6	3
McLean	3	2	66.7	1
McLeod	1	1	100.0	1
Mitchell	3	0	0.0	0
Mueller	4	3	75.0	1

SHOOTERS	ATT	GOALS	PCT.	GDG
O'Reilly	23	10	43.5	6
Parenteau	7	4	57.1	0
Porter	2	1	50.0	1
Rantanen	5	1	20.0	1
Redmond	1	0	0.0	0
Sakic	21	7	33.3	4
Smyth	7	2	28.6	2
Stastny	8	0	0.0	0
Stewart	10	4	40.0	3
Stoa	2	1	50.0	1
Svatos	33	12	36.4	4
Talbot, M.	1	1	100.0	1
Tanguay	15	5	33.3	2
Tucker	4	2	50.0	1
Turgeon	1	0	0.0	0
Yip	2	1	50.0	1
Wolski	34	18	52.9	4
<b>Totals</b>	<b>370</b>	<b>145</b>	<b>39.2</b>	<b>70</b>

GOALIES	RECORD	ATT	GA	SV%
Aebischer	2-1	10	2	.800
Anderson	8-4	54	16	.704
Bernier	0-1	3	2	.333
Berra	2-0	4	1	.750
Budaj	14-16	104	39	.625
Elliott	2-1	10	1	.900
Giguere	2-3	12	8	.333
Kolesnik	1-0	7	0	1.000
Pickard	4-2	19	5	.737
Raycroft	2-0	8	1	.875
Smith	0-1	2	1	.500
Theodore	8-1	34	6	.824
Varlamov	25-8	102	23	.775
<b>Totals</b>	<b>70-38</b>	<b>369</b>	<b>105</b>	<b>.715</b>



# ALL-TIME SHOOTOUT STATISTICS

## 2005-06 (9 GAMES, 3-6 RECORD)

Team Totals	Att	Goals	Pct.
AVALANCHE	30	6	20.0
OPPONENT	31	11	35.5

Players	Att	Goals	Pct.
Brunette	1	0	0.0
Hejduk	7	1	14.3
Laaksonen	3	1	33.3
Sakic	7	0	0.0
Svatos	5	2	40.0
Tanguay	6	2	33.3
Turgeon	1	0	0.0

<b>Totals</b>	<b>30</b>	<b>6</b>	<b>20.8</b>
---------------	-----------	----------	-------------

Goaltenders	Record	Att	GA	Sv Pct.
Aebischer	2-1	10	2	.800
Budaj	0-5	14	9	.357
Kolesnik	1-0	7	0	1.000

<b>Totals</b>	<b>3-6</b>	<b>31</b>	<b>11</b>	<b>.645</b>
---------------	------------	-----------	-----------	-------------

## 2006-07 (9 GAMES, 5-4 RECORD)

Team Totals	Att	Goals	Pct.
AVALANCHE	33	12	36.4
OPPONENT	33	11	33.3

Players	Att	Goals	Pct.
Brunette	1	0	0.0
Hejduk	7	2	28.6
McLean	3	2	66.7
Sakic	8	4	50.0
Stastny	3	0	0.0
Svatos	5	1	20.0
Wolski	6	3	50.0

<b>Totals</b>	<b>33</b>	<b>12</b>	<b>36.4</b>
---------------	-----------	-----------	-------------

Goaltenders	Record	Att	GA	Sv Pct.
Budaj	3-4	27	11	.593
Theodore	2-0	6	0	1.000

<b>Totals</b>	<b>5-4</b>	<b>33</b>	<b>11</b>	<b>.667</b>
---------------	------------	-----------	-----------	-------------

## 2007-08 (10 GAMES, 7-3 RECORD)

Team Totals	Att	Goals	Pct.
AVALANCHE	39	16	41.0
OPPONENT	37	10	27.0

Players	Att	Goals	Pct.
Arnason	1	1	100.0
Brunette	1	0	0.0
Guite	1	0	0.0
Hejduk	6	3	50.0
Hensick	2	0	0.0
Jones, D.	1	0	0.0
Laperriere	1	0	0.0
Liles	1	1	100.0
McLeod	1	1	100.0
Sakic	5	3	60.0
Smyth	3	1	33.3
Stastny	1	0	0.0
Svatos	7	2	28.6
Wolski	8	4	50.0

<b>Totals</b>	<b>39</b>	<b>16</b>	<b>41.0</b>
---------------	-----------	-----------	-------------

Goaltenders	Record	Att	GA	Sv Pct.
Budaj	1-2	9	4	.556
Theodore	6-1	28	6	.786

<b>Totals</b>	<b>7-3</b>	<b>37</b>	<b>10</b>	<b>.730</b>
---------------	------------	-----------	-----------	-------------

## 2008-09 (13 GAMES, 9-4 RECORD)

Team Totals	Att	Goals	Pct.
AVALANCHE	43	22	51.2
OPPONENT	43	14	32.5

Players	Att	Goals	Pct.
Hejduk	13	6	46.2
Hensick	1	0	0.0
Leopold	1	1	100.0
Sakic	1	0	0.0
Smyth	4	1	25.0
Stewart	1	0	0.0
Svatos	9	3	33.3
Tucker	1	1	100.0
Wolski	12	10	83.3

<b>Totals</b>	<b>43</b>	<b>22</b>	<b>51.2</b>
---------------	-----------	-----------	-------------

Goaltenders	Record	Att	GA	Sv Pct.
Budaj	7-4	35	13	.629
Raycroft	2-0	8	1	.875

<b>Totals</b>	<b>9-4</b>	<b>43</b>	<b>14</b>	<b>.674</b>
---------------	------------	-----------	-----------	-------------

## 2009-10 (12 GAMES, 7-5 RECORD)

Team Totals	Att	Goals	Pct.
AVALANCHE	55	18	32.7
OPPONENT	56	17	30.4

Players	Att	Goals	Pct.
Duchene	7	2	28.6
Gallardi	2	0	0.0
Hejduk	8	4	50.0
Hendricks	2	1	50.0
Jones	1	0	0.0
Liles	1	0	0.0
Mueller	1	1	100.0
O'Reilly	3	1	33.3
Stastny	4	0	0.0
Stewart	7	3	42.9
Svatos	7	4	57.1
Tucker	3	1	33.3
Wolski	8	1	12.5
Yip	1	0	0.0

<b>Totals</b>	<b>55</b>	<b>18</b>	<b>32.7</b>
---------------	-----------	-----------	-------------

Goaltenders	Record	Att	GA	Sv Pct.
Anderson	7-4	51	16	.686
Budaj	0-1	5	1	.800

<b>Totals</b>	<b>7-5</b>	<b>56</b>	<b>17</b>	<b>.696</b>
---------------	------------	-----------	-----------	-------------

## 2010-11 (7 GAMES, 6-1 RECORD)

Team Totals	Att	Goals	Pct.
AVALANCHE	25	7	28.0
OPPONENT	27	2	7.4

Players	Att	Goals	Pct.
Duchene	6	0	0.0
Hejduk	6	2	33.3
Jones	4	0	0.0
O'Reilly	2	1	50.0
Porter	2	1	50.0
Stewart	2	1	50.0
Stoa	2	1	50.0
Yip	1	1	100.0

<b>Totals</b>	<b>25</b>	<b>7</b>	<b>28.0</b>
---------------	-----------	----------	-------------

Goaltenders	Record	Att	GA	Sv Pct.
Anderson	1-0	3	0	1.000
Budaj	3-0	14	1	.929
Elliott	2-1	10	1	.900

<b>Totals</b>	<b>6-1</b>	<b>27</b>	<b>2</b>	<b>.926</b>
---------------	------------	-----------	----------	-------------

# ALL-TIME SHOOTOUT STATISTICS

## 2011-12 (11 GAMES, 9-2 RECORD)

Team Totals	Att	Goals	Pct.
AVALANCHE	29	15	51.7
OPPONENT	31	7	22.6

Players	Att	Goals	Pct.
Duchene	6	3	50.0
Hejduk	11	6	54.5
Jones	1	0	0.0
Landeskog	2	1	50.0
Lindstrom	1	1	100.0
Mueller	3	2	66.7
O'Reilly	5	2	40.0

<b>Totals</b>	<b>29</b>	<b>15</b>	<b>51.7</b>
---------------	-----------	-----------	-------------

Goaltenders	Record	Att	GA	Sv Pct.
Giguere	1-2	7	5	.286
Varlamov	8-0	24	2	.917

<b>Totals</b>	<b>9-2</b>	<b>31</b>	<b>7</b>	<b>.774</b>
---------------	------------	-----------	----------	-------------

## 2012-13 (4 GAMES, 2-2 RECORD)

Team Totals	Att	Goals	Pct.
AVALANCHE	10	6	60.0
OPPONENT	11	5	45.5

Players	Att	Goals	Pct.
Duchene	3	2	66.7
Hejduk	2	1	50.0
Landeskog	1	0	0.0
Mitchell	1	0	0.0
Parenteau	3	3	100.0

<b>Totals</b>	<b>10</b>	<b>6</b>	<b>60.0</b>
---------------	-----------	----------	-------------

Goaltenders	Record	Att	GA	Sv Pct.
Giguere	1-1	5	3	.400
Varlamov	1-1	6	2	.667

<b>Totals</b>	<b>2-2</b>	<b>11</b>	<b>5</b>	<b>.545</b>
---------------	------------	-----------	----------	-------------

## 2013-14 (9 GAMES, 5-4 RECORD)

Team Totals	Att	Goals	Pct.
AVALANCHE	25	9	36.0
OPPONENT	23	7	30.4

Players	Att	Goals	Pct.
Barrie	2	1	50.0
Duchene	6	3	50.0
Landeskog	3	1	33.3
Mackinnon	3	0	0.0
O'Reilly	7	3	42.9
Parenteau	4	1	25.0

<b>Totals</b>	<b>25</b>	<b>9</b>	<b>36.0</b>
---------------	-----------	----------	-------------

Goaltenders	Record	Att	GA	Sv Pct.
Varlamov	5-4	23	7	.696

<b>Totals</b>	<b>5-4</b>	<b>23</b>	<b>7</b>	<b>.696</b>
---------------	------------	-----------	----------	-------------

## 2014-15 (14 GAMES, 10-4 RECORD)

Team Totals	Att	Goals	Pct.
AVALANCHE	52	23	44.2
OPPONENT	50	15	30.0

Players	Att	Goals	Pct.
Barrie	2	0	0.0
Briere	2	1	50.0
Duchene	14	6	42.9
Iginla	3	2	66.7
Landeskog	3	1	33.3
Mackinnon	9	6	66.7

## 2014-15 (continued)

Players	Att	Goals	Pct.
Mitchell	2	0	0.0
O'Reilly	6	3	50.0
Redmond	1	0	0.0
Talbot	1	1	100.0
Tanguay	9	3	33.3

<b>Totals</b>	<b>52</b>	<b>23</b>	<b>44.2</b>
---------------	-----------	-----------	-------------

Goaltenders	Record	Att	GA	Sv Pct.
Berra	2-0	4	1	.750
Pickard	2-1	13	4	.692
Varlamov	6-3	33	10	.697

<b>Totals</b>	<b>10-4</b>	<b>50</b>	<b>15</b>	<b>.700</b>
---------------	-------------	-----------	-----------	-------------

## 2015-16 (4 GAMES, 4-0 RECORD)

Team Totals	Att	Goals	Pct.
AVALANCHE	12	6	50.0
OPPONENT	12	1	8.3

Players	Att	Goals	Pct.
Boedker	1	1	100.0
Comeau	1	1	100.0
Duchene	3	1	33.3
Johnson	1	0	0.0
Landeskog	3	1	33.3
Mackinnon	3	2	66.7

<b>Totals</b>	<b>12</b>	<b>6</b>	<b>50.0</b>
---------------	-----------	----------	-------------

Goaltenders	Record	Att	GA	Sv Pct.
Pickard	1-0	2	0	1.000
Varlamov	3-0	10	1	.900

<b>Totals</b>	<b>4-0</b>	<b>12</b>	<b>1</b>	<b>.917</b>
---------------	------------	-----------	----------	-------------

## 2016-17 (3 GAMES, 1-2 RECORD)

Team Totals	Att	Goals	Pct.
AVALANCHE	9	2	22.2
OPPONENT	6	2	33.3

Players	Att	Goals	Pct.
Duchene	3	1	33.3
Jost	1	0	0.0
Mackinnon	3	1	33.3
Rantanen	2	0	0.0

<b>Totals</b>	<b>9</b>	<b>2</b>	<b>22.2</b>
---------------	----------	----------	-------------

Goaltenders	Record	Att	GA	Sv Pct.
Pickard	1-1	4	1	.750
Smith	0-1	2	1	.500

<b>Totals</b>	<b>1-2</b>	<b>6</b>	<b>2</b>	<b>.667</b>
---------------	------------	----------	----------	-------------

## 2017-18 (3 GAMES, 2-1 RECORD)

Team Totals	Att	Goals	Pct.
AVALANCHE	8	3	37.5
OPPONENT	9	3	33.3

Players	Att	Goals	Pct.
Duchene	1	0	0.0
Landeskog	1	1	100.0
Mackinnon	3	1	33.3
Rantanen	3	1	33.3

<b>Totals</b>	<b>8</b>	<b>3</b>	<b>37.5</b>
---------------	----------	----------	-------------

Goaltenders	Record	Att	GA	Sv Pct.
Bernier	0-1	3	2	.333
Varlamov	2-0	6	1	.833

<b>Totals</b>	<b>2-1</b>	<b>9</b>	<b>3</b>	<b>.667</b>
---------------	------------	----------	----------	-------------

# NHL AWARDS



Gabriel Landeskog 2012 Calder Trophy



Peter Forsberg 2003 Hart Trophy



Milan Hejduk 2003 Rocket Richard Trophy

## INDIVIDUAL AWARDS

### HART TROPHY

Joe Sakic, 2001  
Peter Forsberg, 2003

### CONN SMYTHE TROPHY

Joe Sakic, 1996  
Patrick Roy, 2001

### ART ROSS TROPHY

Peter Forsberg, 2003

### CALDER MEMORIAL TROPHY

Peter Stastny, 1981  
Peter Forsberg, 1995  
Chris Drury, 1999  
Gabriel Landeskog, 2012  
Nathan MacKinnon, 2014

### JACK ADAMS AWARD

Marc Crawford, 1995  
Patrick Roy, 2014

### LADY BYNG MEMORIAL TROPHY

Joe Sakic, 2001  
Ryan O'Reilly, 2014

### MAURICE "ROCKET" RICHARD TROPHY

Milan Hejduk, 2003

### WILLIAM JENNINGS TROPHY

Patrick Roy, 2002

### KING CLANCY MEMORIAL TROPHY

Shjon Podein, 2001

### NHL FOUNDATION PLAYER AWARD

Joe Sakic, 2007

### LESTER B. PEARSON AWARD

Joe Sakic, 2001

### BUD LIGHT PLUS/MINUS AWARD

Joe Sakic, 2001  
Peter Forsberg & Milan Hejduk, 2003

### NHL/SHERATON ROAD

### PERFORMER AWARD

Joe Sakic, 2004

## NHL ALL-STAR TEAM

### 1982-83

Michel Goulet (second team)

### 1983-84

Michel Goulet (first team)

### 1985-86

Michel Goulet (first team)

### 1986-87

Michel Goulet (first team)

### 1987-88

Michel Goulet (second team)

### 1996-97

Sandis Ozolinsh (first team)

### 1997-98

Peter Forsberg (first team)

### 1998-99

Peter Forsberg (first team)

### 2000-01

Ray Bourque (first team)  
Joe Sakic (first team)  
Rob Blake (second team)

### 2001-02

Patrick Roy (first team)  
Joe Sakic (first team)  
Rob Blake (second team)

### 2002-03

Peter Forsberg (first team)  
Milan Hejduk (second team)

### 2003-04

Joe Sakic (first team)

### 2013-14

Semyon Varlamov (second team)

### 2017-18

Nathan MacKinnon (second team)

## NHL ALL-ROOKIE TEAM

### 1984-85

Bruce Bell

### 1994-95

Peter Forsberg

### 1998-99

Chris Drury  
Milan Hejduk

### 2003-04

John-Michael Liles

### 2006-07

Paul Stastny

### 2009-10

Matt Duchene

### 2011-12

Gabriel Landeskog

### 2013-14

Nathan MacKinnon

# AVALANCHE IN THE OLYMPICS

## 1998 NAGANO, JAPAN

---

### CANADA

Joe Sakic  
Adam Foote  
Patrick Roy  
Marc Crawford (coach)

### CZECH REPUBLIC

Milan Hejduk - gold medal

### FINLAND

Jari Kurri - bronze medal

### GERMANY

Uwe Krupp

### RUSSIA

Alexi Gusarov - silver medal  
Valeri Kamensky - silver medal

### SWEDEN

Peter Forsberg

### USA

Adam Deadmarsh

## 2002 SALT LAKE CITY, UTAH

---

### CANADA

Joe Sakic  
Adam Foote  
Patrick Roy  
Marc Crawford (coach)

### CZECH REPUBLIC

Milan Hejduk - gold medal

### FINLAND

Jari Kurri - bronze medal

### GERMANY

Uwe Krupp

### RUSSIA

Alexi Gusarov - silver medal  
Valeri Kamensky - silver medal

### SWEDEN

Peter Forsberg

### USA

Adam Deadmarsh

## 2006 TORINO, ITALY

---

### CANADA

Rob Blake  
Joe Sakic (captain)

### CZECH REPUBLIC

Milan Hejduk - bronze medal

### FINLAND

Antti Laaksonen - silver medal  
Ossi Vaananen (injured)

### KAZAKHSTAN

Vitaly Kolesnik

### LATVIA

Karlis Skrastins

### SLOVAKIA

Peter Budaj  
Marek Svatos

### SWITZERLAND

David Aebischer

### USA

John-Michael Liles

## 2010 VANCOUVER, B.C.

---

### BELARUS

Ruslan Salei

### NORWAY

Jonas Holos

### SLOVAKIA

Peter Budaj

### USA

Paul Stastny - silver medal

## 2014 SOCHI, RUSSIA

---

### CANADA

Matt Duchene - gold medal

### RUSSIA

Semyon Varlamov

### SWEDEN

Gabriel Landeskog - silver medal

### USA

Paul Stastny

## AVALANCHE IN THE ALL-STAR GAME

### 1979-80 (February 5, 1980 in Detroit)

Real Cloutier (1+1=2)

### 1980-81 (February 10, 1981 in Los Angeles)

Peter Stastny (0+0=0)

### 1981-82 (February 9, 1982 in Washington)

Peter Stastny (0+1=1)

Marc Tardif (1+0=1)

### 1982-83 (February 8, 1983 in Uniondale, NY)

Peter Stastny (0+1=1)

Marian Stastny (0+0=0)

Michel Goulet (1+0=1)

### 1983-84 (January 31, 1984 in New Jersey)

Michel Goulet (0+0=0)

Peter Stastny (0+1=0)

### 1984-85 (February 12, 1985 in Calgary)

Michel Goulet (0+1=1)

### 1985-86 (February 4, 1986 in Hartford)

\*Mario Gosselin (31:03, GA 1)

\*Michel Goulet (0+0=0)

Peter Stastny (0+0=0)

### 1986-87 (Rendezvous '87, Feb. 11-13, 1987 in Quebec City)

\*Michel Goulet

\*Clint Malarchuk

Normand Rochefort

### 1987-88 (February 9, 1988 in St. Louis)

\*Michel Goulet (0+0=0)

Peter Stastny (1+0=1)

### 1988-89 (February 7, 1989 in Edmonton)

Walt Poddubny (2+0=2)

### 1989-90 (January 21, 1990 in Pittsburgh)

Joe Sakic (0+2=2)

### 1990-91 (January 19, 1991 in Chicago)

\*Joe Sakic (0+1=1)

### 1991-92 (January 18, 1992 in Philadelphia)

Joe Sakic (0+2=2)

Owen Nolan (1+1=2)

### 1992-93 (February 6, 1993 in Montreal)

Joe Sakic (0+3=3)

Steve Duchesne (0+0=0)

### 1993-94 (January 22, 1994 in New York)

Joe Sakic (1+2=3)

### 1995-96 (January 20, 1996 in Boston)

Joe Sakic (0+0=0)

Peter Forsberg (0+0=0)

### 1996-97 (January 18, 1997 in San Jose)

Patrick Roy (20:00, GA 4)

\*Sandis Ozolinsh (0+3=3)

+Peter Forsberg (injured - DND)

\*+Joe Sakic (injured - DND)

### 1997-98 (January 18, 1998 in Vancouver)

\*Peter Forsberg (0+1=1)

Valeri Kamensky (0+0=0)

Jari Kurri (1+0=1)

\*Sandis Ozolinsh (0+0=0)

\*Patrick Roy (20:00, 3 GA)

Joe Sakic (0+2=2)

### 1998-99 (January 24, 1999 in Tampa Bay)

\*Peter Forsberg (0+0=0)

### 1999-00 (February 6, 2000 in Toronto)

+Peter Forsberg (injured - DND)

Milan Hejduk (0+1=1)

Joe Sakic (1+0=1)

\*Sandis Ozolinsh (0+0=0)

### 2000-01 (February 4, 2001 in Denver)

\*Joe Sakic (1+0=1)

\*Peter Forsberg (1+2=3)

\*Ray Bourque (0+0=0)

\*\*Milan Hejduk (1+0=0)

\*Patrick Roy (20:00, 3 GA)

### 2001-02 (February 2, 2002 in Los Angeles)

Joe Sakic (0+0)

\*Rob Blake (0+1)

\*Patrick Roy (20:00, 2 GA)

### 2002-03 (February 2, 2003 in Florida)

\*Rob Blake (0+0)

Peter Forsberg (1+0)

\*Patrick Roy (20:00, 2 GA)

### 2003-04 (February 8, 2004 in Minnesota)

\*Rob Blake (0+0=0)

Joe Sakic (3+0=3) MVP

Alex Tanguay (0+0=0)

### 2006-07 (January 24, 2007 in Dallas)

\*Joe Sakic (0+4=4) Team Captain

### 2007-08 (January 27, 2008 in Atlanta)

+Paul Stastny (injured - DND)

### 2008-09 (January 25, 2009 in Montreal)

Milan Hejduk (1+2=3)

### 2010-11 (January 30, 2011 in Carolina)

Matt Duchene (1+0=1)

Paul Stastny (1+1=2)

### 2014-15 (January 25, 2015 in Columbus)

+Erik Johnson (injured - DND)

### 2015-16 (January 31, 2016 in Nashville)

Matt Duchene (1 game of 3-on-3 format, 0+2=2)

### 2016-17 (January 29, 2017 in Los Angeles)

Nathan MacKinnon (1 game of 3-on-3 format, 0+0=0)

### 2017-18 (January 28, 2018 in Tampa)

Nathan MacKinnon (1 game of 3-on-3 format, 1+1=2)

\* Voted a starter \*\* Named as a replacement starter

+ Did not participate due to injury

- Rendezvous 87. The NHL did not play an All-Star Game in 1986-87 and instead held a two-game exhibition tournament featuring the NHL All-Stars against the Soviet National Team.

- No All-Star Game in 1994-95, 2004-05 or 2012-13 due to lockout

- No All-Star Game in 2005-06, 2009-10, 2013-14 due to Olympics

- No Avalanche players selected in 2011-12

## AVALANCHE IN THE NHL YOUNG STARS GAME / NHL SUPERSKILLS

### 2003

David Aebischer (29:38, 7 GA)

### 2004

Phil Sauve (30:00, 3 GA)

### 2007

Peter Budaj (29:12, 9 GA, 1 assist)

Wojtek Wolski (0+2=2)

### 2011 (rookies participated in SuperSkills)

Kevin Shattenkirk

### 2012 (rookies participated in SuperSkills)

Gabriel Landeskog

# RETIRED NUMBERS – QUEBEC NORDIQUES

## 3 J.C. TREMBLAY


TREMBLAY'S #3 WAS RETIRED BY THE QUEBEC NORDIQUES IN 1979



- Tremblay's #3 jersey was retired by the Nordiques just before the franchise's move into the National Hockey League in 1979
- Has the distinction of being one of only three players to have a number retired by an NHL team without ever actually playing for it (the others being Johnny McKenzie by the Hartford Whalers and Frank Finnigan by the modern-day Ottawa Senators)
- Was the only player to play for the Nordiques all seven seasons of the World Hockey Association from 1972-79
- Named the WHA's top defenseman in 1973 and 1975
- Named to the WHA's First All-Star Team in 1973, 1975, 1976 and Second All-Star Team in 1974
- Led the WHA in assists in 1973 and 1976
- Second in WHA history in career assists (358)
- Led his team to the 1977 AVCO World Trophy championship
- Played 13 seasons with the Montreal Canadiens, winning five Stanley Cups

## 8 MARC TARDIF

TARDIF'S #8 WAS RETIRED BY THE QUEBEC NORDIQUES IN 1983



- Was the Quebec Nordiques' first captain when the franchise joined the NHL in 1979
- Played six seasons with the Nordiques in the World Hockey Association (1974-79) and then four more after Quebec joined the NHL (1979-83)
- WHA's all-time leading goal scorer with 316 goals
- Ranks second in WHA history in points (666) and third in assists (350)
- Two-time winner of the Gordie Howe Trophy as WHA player of the year (1976, '78)
- Two-time winner of the Bill Hunter Trophy as WHA scoring champion (1976, '78)
- WHA First All-Star Team (1976, '77, '78) and Second All-Star Team (1975)

## 16 MICHEL GOULET


GOULET'S #16 WAS RETIRED BY THE QUEBEC NORDIQUES ON MARCH 16, 1995



- Inducted into the Hockey Hall of Fame in 1998
- Five-time NHL All-Star
  - First Team (1983-84, 1985-86, 1986-87)
  - Second Team (1982-83, 1987-88)
- Amassed 548 goals, 604 assists and 1,152 points in 1,089 career NHL games
- Ranked 11th on the all-time goal-scoring list at the time of his retirement in 1995
- Compiled eight 30-goal seasons, seven 40-goal seasons and four 50-goal campaigns
- Owns the top three goal-scoring seasons in franchise history, including a record 57 in 1982-83
- Still ranks second in franchise history with 456 goals
- Selected to five All-Star Games


## 26 PETER STASTNY

STASTNY'S #26 WAS RETIRED BY THE QUEBEC NORDIQUES IN FEBRUARY OF 1996



- Inducted into the Hockey Hall of Fame in 1998
- Inducted into the International Ice Hockey Federation's Hall of Fame in 2000
- Retired as the 17th highest scorer in NHL history with 1,239 career points (450 goals, 789 assists)
- His 1.268 career points-per-game average still ranks seventh all time
- After Wayne Gretzky, Stastny was the most prolific scorer in the NHL during the decade of the 1980s (986 points in 675 games)
- Captured the Calder Trophy in 1980-81 after setting an NHL rookie record with 109 points
- Was the leading scorer in Quebec Nordiques history with 1,048 points. Only Joe Sakic is above him on the franchise scoring list
- His 668 assists in a Nordiques sweater is also No. 1 all-time, second to only Sakic in franchise annals
- Played in six NHL All-Star Games
- Represented Czechoslovakia in the 1980 Olympic Games...He also represented Canada in the 1984 Canada Cup and skated for his native Slovakia at the 1994 Olympics


# RETIRED NUMBERS – COLORADO AVALANCHE



## 77 RAY BOURQUE

**BOURQUE'S #77 WAS RETIRED BY THE COLORADO AVALANCHE ON NOVEMBER 24, 2001**

- Inducted into the Hockey Hall of Fame in 2004
- NHL's all-time leading scorer among defensemen with 1,579 career points
- Ranks first among defensemen in all three scoring categories: goals (410), assists (1,169) and points
- 19-time NHL All-Star, most-ever by a defenseman
- Only Gordie Howe (21) was named to more All-Star teams in league history
- NHL-record 13 First-Team All-Star selections
- Five-time Norris Trophy winner (1987, '88, '89, '90, '91, '94)
- Calder Memorial Trophy (1980)
- King Clancy Award (1992)
- NHL-record 19 consecutive All-Star Game selections
- Captured Stanley Cup in his 22nd and final season in the NHL, 2000-01 with Colorado



## 33 PATRICK ROY

**ROY'S #33 WAS RETIRED BY THE COLORADO AVALANCHE ON OCTOBER 28, 2003**


- Inducted into the Hockey Hall of Fame in 2006
- Retired as the winningest goaltender in NHL history with 551 victories...Currently ranks second in that category.
- Is still the winningest playoff goaltender in NHL history with 151 postseason victories.
- Only goaltender in NHL history to win 200 or more games with two different teams
- Four-time Stanley Cup Champion -- two with Montreal (1986, '93) and two with Colorado (1996, '01)
- Only player in NHL history to win three Conn Smythe Trophies as playoff MVP (1986, '93, 2001)
- Three Vezina Trophies (1989, '90, '92)
- Five William Jennings Trophies (1987, '88, '89, '92, '00)
- Selected to NHL All-Star Team on six occasions
  - First Team (1988-89, 1989-90, 1991-92, 2001-02)
  - Second Team (1987-88, 1990-91)
- Participated in 11 All-Star Games
- NHL All-Rookie Team (1985-86)
- First NHL goalie to play in 1,000 games
- Spent parts of 11 seasons with the Montreal Canadiens...Traded to Colorado in December of 1995 and spent parts of eight seasons with the Avalanche



## 19 JOE SAKIC

**SAKIC'S #19 WAS RETIRED BY THE COLORADO AVALANCHE ON OCTOBER 1, 2009**


- Inducted into the Hockey Hall of Fame in 2012
- Won two Stanley Cups (1996, 2001)
- 20 NHL seasons, all with the Colorado Avalanche/Quebec Nordiques
- Team captain for 16 consecutive seasons (17 seasons overall), the second-longest serving captain in NHL history
- 2001 Hart Trophy (league MVP), Lester B. Pearson Award (NHLPA MVP) and Lady Byng Trophy (sportsmanship)
- 1996 Conn Smythe Trophy (playoff MVP)
- NHL First Team All-Star: 2001, 2002, 2004
- Retired as the eighth-highest scorer in NHL history with 1,641 career points
- Ranked 14th all-time in goals (625) and 11th in assists (1,016) at the time of his retirement
- Ranked seventh all-time in both playoff goals (84) and playoff points (188-tied)
- Holds NHL record with eight postseason overtime goals
- Tied for third all-time in playoff game-winning goals (19)
- Franchise leader (regular season and playoffs) in games, goals, assists, points, power-play goals, short-handed goals and game-winning goals
- Selected to 13 NHL All-Star Games, making 12 appearances...MVP of the 2004 All-Star Game
- Holds All-Star Game record for career assists with 16
- Three-time Olympian with Canada (1998, 2002, 2006)...MVP of the 2002 Olympics after lifting Canada to gold medal
- 2007 NHL Foundation Player Award for community service



## 21 PETER FORSBERG

**FORSEBERG'S #21 WAS RETIRED BY THE COLORADO AVALANCHE ON OCTOBER 8, 2011**

- Inducted into the Hockey Hall of Fame in 2014
- Won two Stanley Cups (1996, 2001)
- 2003 Hart Trophy (league MVP)
- 2003 Art Ross Trophy (NHL scoring champion)
- Named to NHL First All-Star Team on three occasions: 1998, 1999, 2003
- 1995 Calder Trophy (NHL rookie of the year)
- 1995 NHL All-Rookie Team
- Selected to seven NHL All-Star Games and participated in five (1996, 1998, 1999, 2001, 2003)
- Ranks 8th all-time in points-per-game (1.25)
- Ranks fourth all-time in assists-per-game (.898)
- 14 NHL seasons, 12 with the Avalanche franchise
- Retired as the fourth-highest scorer in franchise history with 755 points (217g/538a) in 591 games
- Ranks second in franchise playoff history with 159 points (58g/101a) in 140 postseason contests
- Represented Sweden at four Olympics, five World Championships, two World Cups of Hockey and two World Junior Championships
- Helped Sweden capture two Olympic gold medals, 1994 and 2006
- Also won gold at the 1992 and 1998 World Championships



## 52 ADAM FOOTE

FOOTE'S #52 WAS RETIRED BY THE COLORADO AVALANCHE ON NOVEMBER 2, 2013

- Won two Stanley Cups (1996, 2001)
- Played 19 seasons in the NHL, 17 of those with the Avalanche/Nordiques franchise
- Appeared in more regular season games (967) and playoff contests (170) than any other defenseman in franchise history
- Is the second-highest scoring defenseman in Avalanche/Nordiques history with 259 points (56g/203a) in 967 games
- Spent two seasons as Colorado's team captain (2009-11)
- Helped the franchise capture an NHL-record nine consecutive division titles from 1995 to 2003
- Was a combined +99 throughout his career... Was +129 in an Avs sweater, the second-highest plus/minus rating in franchise annals behind only Peter Forsberg (+210)
- Selected by Quebec in the second round (22nd overall) of the 1989 Entry Draft
- Represented Canada in three Olympics: 1998, 2002 and 2006
- Helped Canada win the gold medal at the 2002 Winter Olympic Games in Salt Lake City
- Foote also won a gold medal and was named to the All-Tournament Team at the 2004 World Cup of Hockey



## 23 MILAN HEJDUK

HEJDUK'S #23 WAS RETIRED BY THE COLORADO AVALANCHE ON JANUARY 6, 2018

- Played all 14 of his NHL seasons with the Avalanche
- Member of the 2001 Stanley Cup championship team
- Served as team captain during the 2011-12 season
- Captured the franchise's first-ever Maurice "Rocket" Richard Trophy as the NHL's leading goal scorer in 2002-03
- Calder Trophy finalist and a member of the NHL All-Rookie Team in 1998-99
- Named to the NHL's Second All-Star Team in 2002-03
- Competed in three NHL All-Star Games: 2000, 2001 and 2009
- Was the first player in Colorado Avalanche history to play 1,000 career regular season games in an Avs sweater
- Ranks fourth on the franchise's all-time list in both goals and points, and sits fifth in assists.
- Only Joe Sakic (391) scored more goals with the Avalanche after the team relocated from Quebec
- Is the franchise's all-time leader in regular season overtime goals with nine
- His 59 career game-winning tallies rank second in franchise annals
- Reached the 20-goal mark in 11 consecutive seasons from 1999-00 to 2010-11, tying the franchise record for consecutive years of 20 or more goals
- In NHL history, only two Czech-born players registered more points and goals than Hejduk: Jaromir Jagr and Patrik Elias
- Is Pepsi Center's all-time leader with 188 goals and 397 points in 466 games at the Avalanche's home rink
- A three-time Olympian, Hejduk captured a gold medal with the Czech Republic at the 1998 Winter Games in Nagano, Japan, and a bronze medal at the 2006 Olympics in Torino, Italy



# AVALANCHE STARS OF THE WEEK, MONTH (SINCE 1995-96)

## NHL THREE STARS OF THE MONTH

Peter Budaj (First Star)	March, 2007
Craig Anderson (First Star)	October, 2009
Chris Stewart (Third Star)	October, 2010
Matt Duchene (Third Star)	November 2015
Nathan MacKinnon (First Star)	November 2017
Jonathan Bernier (Third Star)	January 2018

## NHL PLAYER OF THE MONTH

Peter Forsberg	February, 1996
Patrick Roy	January, 1999
Joe Sakic	March, 2000
Peter Forsberg	February, 2003

## NHL THREE STARS OF THE WEEK

Joe Sakic (Third Star)	Feb. 12-18, 2007
Peter Budaj (Third Star)	Feb. 26 - March 4, 2007
Joe Sakic (Second Star)	March 12-18, 2007
Joe Sakic (Second Star)	April 2-8, 2007
Paul Stastny (First Star)	Oct. 3-7, 2007
Milan Hejduk (First Star)	Dec. 3-9, 2007
Peter Budaj (Second Star)	Oct. 20-26, 2008
Wojtek Wolski (First Star)	Jan. 5-11, 2009
Craig Anderson (Second Star)	Oct. 1-4, 2009
Craig Anderson (Second Star)	Oct. 12-18, 2009
Matt Duchene (Third Star)	Nov. 30 - Dec. 6, 2009
Craig Anderson (Second Star)	Jan. 18-24, 2010
Chris Stewart (First Star)	March 1-7, 2010
John-Michael Liles (Second Star)	Nov. 15-21, 2010
Matt Duchene (First Star)	Dec. 13-19, 2010
Tomas Fleischmann (Second Star)	Dec. 13-19, 2010
Ryan O'Reilly (Second Star)	Nov. 28 - Dec. 4, 2011
J.S. Giguere (Third Star)	Dec. 19-25, 2011
Giguere/Variamov (Second Star)	Oct. 7-13, 2013
Matt Duchene (Third Star)	Dec. 16-22, 2013
Semyon Varlamov (Second Star)	March 31 - April 6, 2014
Semyon Varlamov (Second Star)	Jan. 5-11, 2015
Semyon Varlamov (Second Star)	March 2-8, 2015
Ryan O'Reilly (Third Star)	March 23-29, 2015
Matt Duchene (First Star)	Nov. 9-15, 2015
Semyon Varlamov (First Star)	Dec. 14-20, 2015
Tyson Barrie (Third Star)	Jan. 4-10, 2016
Semyon Varlamov (First Star)	Jan. 18-24, 2016
Nathan MacKinnon (Third Star)	Nov. 13-19, 2017
Jonathan Bernier (Second Star)	Jan. 1-7, 2018
Nathan MacKinnon (First Star)	Jan. 15-21, 2018
Nathan MacKinnon (First Star)	Feb. 26 - March 4, 2018
Nathan MacKinnon (Second Star)	March 12-18, 2018

## NHL ROOKIE OF THE MONTH

Radim Vrbata	February, 2002
Wojtek Wolski	December, 2006
Paul Stastny	February, 2007
Matt Duchene	December, 2009
Gabriel Landeskog	February, 2012

## NHL PLAYER OF THE WEEK

Peter Forsberg	Dec. 4-10, 1995
Joe Sakic	Oct. 14-20, 1996
Patrick Roy	Jan. 6-12, 1997
Patrick Roy	Oct. 1-5, 1997
Claude Lemieux	Nov. 17-23, 1997
Joe Sakic	Jan. 18-24, 1999
Peter Forsberg	March 1-7, 1999
Patrick Roy	March 22-28, 1999
Peter Forsberg	Jan. 10-16, 2000
Patrick Roy	Oct. 4-15, 2000
Alex Tanguay	Jan. 15-21, 2001
Peter Forsberg	Feb. 19-25, 2001
Joe Sakic	March 19-25, 2001
Joe Sakic	April 2-8, 2001
Patrick Roy	Nov. 12-18, 2001
Joe Sakic	Dec. 3-9, 2001
Joe Sakic	Oct. 28 - Nov. 3, 2002
Patrick Roy*	Jan. 20-26, 2003
Patrick Roy*	Feb. 3-9, 2003
Milan Hejduk (co)	March 31 - April 6, 2003
Milan Hejduk (offensive)	Jan. 19-25, 2004
Joe Sakic (offensive)	March 8-14, 2004
D. Aebischer (co-defensive)	Jan. 2-8, 2006

\* -- consecutive

# FRANCHISE ALL-TIME ROSTER

## A (17)

ADAMS, GREG C.  
AEBISCHER, DAVID  
AGOZZINO, ANDREW  
AITOKALLIO, SAMI  
ALBELINI, TOMMY  
ALT, MARK  
ANDERSON, CRAIG  
ANDERSON, JOHN  
ANDERSON, SHAWN  
ANDERSSON, NIKLAS  
ANDERSSON, PETER  
ANDREYCHUK, DAVE  
ANDRIGHETTO, SVEN  
ARNASON, TYLER  
ASHTON, BRENT  
AUBIN, SERGE  
AUBRY, PIERRE

## B (51)

BABENKO, YURI  
BABYCH, WAYNE  
BAILLARGEON, JOEL  
BAKER, JAMIE  
BARBER, DON  
BARBERIO, MARK  
BARNABY, MATTHEW  
BARRIE, TYSON  
BASSEN, BOB  
BATTAGLIA, BATES  
BAXTER, PAUL  
BEAUCHEMIN, FRANCOIS  
BELAK, WADE  
BELL, BRUCE  
BELLE, SHAWN  
BENOIT, ANDRE  
BERGLUND, BO  
BERNIER, JONATHAN  
BERNIER, SERGE  
BERRA, RETO  
BERRY, RICK  
BIGRAS, CHRIS  
BILLINGTON, CRAIG  
BILODEAU, GILLES  
BLAKE, ROB  
BODNARCHUK, ANDREW  
BOEDKER, MIKKEL  
BOLDUC, MICHEL  
BONVIE, DENNIS  
BORDELEAU, PATRICK  
BOUCHARD, DANIEL  
BOUGHNER, BOB  
BOURQUE, GABRIEL  
BOURQUE, RAYMOND  
BOURQUE, RENE  
BOYCHUK, JOHNNY  
BRACKENBURY, CURT  
BRENNAN, RICHARD  
BRIERE, DANIEL  
BRIGLEY, TRAVIS  
BRISEBOIS, PATRICE  
BROPHEY, EVAN  
BROTEN, AARON  
BROUSSEAU, PAUL  
BROWN, JEFF  
BRULLE, STEVE  
BRUNETTA, MARIO  
BRUNETTE, ANDREW  
BUCHANAN, JEFF  
BUDAJ, PETER  
BUTCHER, GARTH

## C (25)

CAREY, PAUL  
CARKNER, TERRY  
CARON, JORDAN  
CAVALLINI, GINO  
CHARBONNEAU, STEPHANE  
CHIPPERFIELD, RON  
CIRELLA, JOE  
CLACKSON, KIM  
CLARK, BRETT  
CLARK, WENDEL  
CLICHE, MARC-ANDRE  
CLOUTIER, JACQUES  
CLOUTIER, REAL  
CLOUTIER, ROLAND  
COHEN, COLBY  
COLBORNE, JOE  
COMEAU, BLAKE  
COMPHER, J.T.  
CONNOLLY, MIKE  
CORBET, RENE  
COTE, ALAIN  
COTE, ALAIN G.  
CROWLEY, TED  
CUMISKEY, Kyle  
CUMMINS, JIM

## D (27)

DAVID, RICHARD  
DAW, JEFF  
DEADMARSH, ADAM  
DeLOIS, LUCIEN  
DELORME, GILBERT  
DENIS, MARC  
DERLAGO, BILL  
DE VRIES, GREG  
DINGMAN, CHRIS  
DION, MICHEL  
DOBSON, JIM  
DOLLAS, BOBBY  
DONNELLY, GORD  
DONOVAN, SHEAN  
DORE, ANDRE  
DORE, DANIEL  
DOWD, JIM  
DOWNE, STEVE  
DOYON, MARIO  
DRURY, CHRIS  
DUCHENE, MATT  
DUCHESE, GAETAN  
DUCHESE, STEVE  
DUFOUR, LUC  
DUPONT, ANDRE  
DUPUIS, PHILIPPE  
DURNO, CHRIS

## E (6)

EAGLES, MIKE  
ELDEBRINK, ANDERS  
ELLIOTT, BRIAN  
ELLIOTT, STEFAN  
ESAU, LEN  
EVERBERG, DENNIS

## F (17)

FAIRCHILD, KELLY  
FARRISH, DAVE  
FINGER, JEFF  
FINN, STEVEN  
FISET, STEPHANE  
FITCHNER, BOB  
FITZGERALD, TOM  
FLEISCHMANN, TOMAS  
FLEURY, THEOREN  
FOGARTY, BRYAN  
FOOTE, ADAM  
FORD, BRIAN  
FORSBERG, PETER  
FORTIER, MARC  
FRASER, IAIN  
FRYCER, MIROSLAV  
FTOREK, ROBBIE

## G (28)

GALIARDI, T.J.  
GARRETT, JOHN  
GAUL, MIKE  
GAULIN, JEAN-MARC  
GAUNCE, CAMERON  
GELINAS, ERIC  
GELINAS, MARTIN  
GIGUERE, JEAN-SEBASTIEN  
GILL, TODD  
GILLIS, JERE  
GILLIS, PAUL  
GIRARD, SAMUEL  
GOLOUBEF, CODY  
GORDON, SCOTT  
GORMLEY, BRANDON  
GOSSELIN, MARIO  
GOULET, MICHEL  
GRAHAME, RON  
GRATTON, CHRIS  
GREER, A.J.  
GRIGORENKO, MIKHAIL  
GRIMALDI, ROCCO  
GRONSTRAND, JARI  
GROULX, WAYNE  
GUENIN, NATE  
GUERARD, STEPHANE  
GUITTE, BEN  
GUSAROV, ALEXEI

## H (38)

HAGGLUND, ROGER  
HAHL, RIKU  
HAMEL, JEAN  
HAMILTON, FREDDIE  
HAMMOND, ANDREW  
HANNAN, DAVE  
HANNAN, SCOTT  
HART, GERRY  
HAWORTH, ALAN  
HAYDAR, DARREN  
HEALEY, PAUL  
HEJDA, JAN  
HEJDUK, MILAN  
HELENIUS, SAMI  
HENDRICKSON, MATT  
HENDRICKSON, DARBY  
HENLEY, SAMUEL  
HENSICK, T.J.  
HERoux, YVES  
HEXTALL, RON  
HICKEY, PAT  
HINOTE, DAN  
HISHON, JOEY  
HISLOP, JAMIE  
HLINKA, JAROSLAV  
HOGANSON, DALE  
HOGOSTA, GORAN  
HOLDEN, NICK  
HOLOS, JONAS  
HOPKINS, DEAN  
HOUGH, MIKE  
HRKAC, TONY  
HUARD, BILL  
HUFFMAN, KERRY  
HUNTER, DALE  
HUNTER, TIM  
HUNWICK, MATT  
HURLBUT, MIKE

## I (1)

IGINLA, JAROME

## J (8)

JACKSON, JEFF  
JARVI, IIRO  
JOHNSON, ERIK  
JOHNSON, TERRY  
JONES, DAVID  
JONES, KEITH  
JOST, TYSON  
JULIEN, CLAUDE

# FRANCHISE ALL-TIME ROSTER

## K (23)

KAMENEV, VLADISLAV  
KAMENSKY, VALERI  
KAMINSKI, KEVIN  
KARIYA, PAUL  
KARPA, DAVID  
KASPARATIS, DARIUS  
KEANE, MIKE  
KERFOOT, ALEXANDER  
KIMBLE, DARIN  
KLEE, KEN  
KLEMM, JON  
KOBASEW, CHUCK  
KOCI, DAVID  
KOLESNIK, VITALY  
KONOWALCHUK, STEVE  
KORDIC, JOHN  
KOVALENKO, ANDREI  
KRESTANOVICH, JORDAN  
KRUPP, UWE  
KULAK, STU  
KULESHOV, MIKHAIL  
KUMPEL, MARK  
KURRI, JARI

## L (36)

LAAKSONEN, ANTTI  
LACOMBE, FRANÇOIS  
LACROIX, ERIC  
LACROIX, PIERRE  
LAFLEUR, GUY  
LAFRENIERE, JASON  
LAMBERT, DAN  
LAMBERT, LANE  
LANDESKOG, GABRIEL  
LAPERRIERE, IAN  
LAPOINTE, CLAUDE  
LAPOINTE, RICK  
LARIVIERE, GARRY  
LARSEN, BRAD  
LATTA, DAVID  
LAUKKANEN, JANNE  
LAWTON, BRIAN  
LEDIN, PER  
LEDUC, RICHARD  
LEE, ED  
LEFEBVRE, SYLVAIN  
LEGGE, BARRY  
LEMIEUX, ALAIN  
LEMIEUX, CLAUDE  
LEOPOLD, JORDAN  
LEROUX, FRANCOIS  
LESCHYSHYN, CURTIS  
LIFFITON, DAVID  
LILES, JOHN-MICHAEL  
LINDBERG, CHRIS  
LINDHOLM, ANTON  
LINDSAY, BILL  
LINDSTROM, JOAKIM  
LOISELLE, CLAUDE  
LOOB, PETER  
LOW, RON

## M (52)

MacDERMID, PAUL  
MACIAS, RAY  
MacKENZIE, AARON  
MacKINNON, NATHAN  
MAILHOT, JACQUES  
MAJOR, BRUCE  
MALARCHUK, CLINT  
MALONE, BRAD  
MALONE, GREG  
MANN, JIMMY  
MARCHMENT, BRYAN  
MARCINYSHYN, DAVID  
MARHA, JOSEF  
MAROIS, MARIO  
MARTIN, SPENCER  
MARTIN, TERRY  
MARTINSEN, ANDREAS  
MASON, BOB  
MATTE, CHRISTIAN  
MATTHIAS, SHAWN  
MAULDIN, GREG  
MAXWELL, BRAD  
MAY, BRAD  
McALLISTER, CHRIS  
McAMMOND, DEAN  
McCLEMENT, JAY  
McCORMICK, CODY  
McGINN, JAMIE  
McKEE, MIKE  
McKEGNEY, TONY  
McLEAN, BRETT  
McLEOD, CODY  
McNEILL, MIKE  
McRAE, BASIL  
McRAE, KEN  
MERCIER, JUSTIN  
MESSIER, ERIC  
MIDDENDORF, MAX  
MILLEN, GREG  
MILLER, AARON  
MILLER, KIP  
MIRONOV, ANDREI  
MITCHELL, JOHN  
MOLLER, RANDY  
MOORE, STEVE  
MORIN, STEPHANE  
MORRIS, DEREK  
MUELLER, PETER  
MUIR, BRYAN  
MURRAY, TROY  
MYLNIKOV, SERGEI  
MYRVOLD, ANDERS

## N (10)

NATYSHAK, MIKE  
NEDOROST, VACLAV  
NEMETH, PATRIK  
NEMINEN, VILLE  
NIETO, MATT  
NIKOLISHIN, ANDREI  
NOLAN, OWEN  
NORRIS, DWAYNE  
NORWOOD, LEE  
NYCHOLAT, LAWRENCE

## O (9)

OBST, JAROSLAV  
O'BRIEN, SHANE  
O'BYRNE, JEFF  
ODGERS, RYAN  
OGRODNICK, JOHN  
OLVER, MARK  
O'NEILL, WES  
O'REILLY, RYAN  
OZOLINSH, SANDIS

## P (25)

PADDOCK, JOHN  
PAIEMENT, WILF  
PALLUSHAJ, AARON  
PARENTEAU, PA  
PARKER, SCOTT  
PARROS, GEORGE  
PASLAWSKI, GREG  
PATRICK, STEVE  
PAUL, JEFF  
PEARSON, SCOTT  
PELTIER, DEREK  
PETIT, MICHEL  
PICARD, ROBERT  
PICKARD, CALVIN  
PICHETTE, DAVE  
PLANTE, PIERRE  
PLASSE, MICHEL  
PODDUBNY, WALT  
PODEIN, SHJON  
PORTER, KEVIN  
POUDRIER, DANIEL  
PRATT, NOLAN  
PREISSING, TOM  
PRICE, PAT  
PRPIC, JOEL

## Q (2)

QUINCEY, KYLE  
QUINNEY, KEN

## R (21)

RAGLAN, HERB  
RANTANEN, MIKKO  
RAYCROFT, ANDREW  
REDMOND, ZACH  
REID, DAVE  
REINPRECHT, STEVEN  
RENDULIC, BORNA  
RICCI, MIKE  
RICHARD, JACQUES  
RICHARD, JEAN-MARC  
RICHARDSON, BRAD  
ROBERGE, SERGE  
ROCHEFORT, NORMAND  
ROLSTON, BRIAN  
ROUTHIER, JEAN-MARC  
ROY, PATRICK  
RUCINSKY, MARTIN  
RUSSELL, CAM  
RYCHEL, WARREN  
RYCROFT, MARK  
RYMSHA, ANDY

## S (63)

SAKIC, JOE  
SALEI, RUSLAN  
SALO, TOMMY  
SANIPASS, EVERETT  
SARAULT, YVES  
SARICH, CORY  
SAUER, KURT  
SAUNDERS, BERNIE  
SAUVE, JEAN-FRANCOIS  
SAUVE, PHILIPPE  
SAVAGE, REGINALD  
SAVARD, ANDRE  
SCHULTE, PAXTON  
SELANNE, TEEMU  
SEVCIK, JAROSLAV  
SEVERNY, BRENT  
SEVIGNY, RICHARD  
SGARBOSSA, MICHAEL  
SHANTZ, JEFF  
SHATTENKIRK, KEVIN  
SHAUNESSY, SCOTT  
SHAW, DAVID  
SHEARER, ROB  
SHEDDEN, DOUG  
SIEMENS, DUNCAN  
SILTANEN, RISTO  
SIMON, CHRIS  
SJODIN, TOMMY  
SKILLE, JACK  
SKOULA, MARTIN  
SKRASTINS, KARLIS  
SLANEY, JOHN  
SLEIGHER, LOUIS  
SMAIL, DOUG  
SMITH, BEN  
SMITH, COLIN  
SMITH, DAN  
SMITH, D.J.  
SMITH, JEREMY  
SMITH, WYATT  
SMRKE, JOHN  
SMYTH, GREG  
SMYTH, RYAN  
SNOW, GARTH  
SOBCHUK, DENNIS  
SODERBERG, CARL  
STASTNY, ANTON  
STASTNY, MARIAN  
STASTNY, PAUL  
STASTNY, PETER  
STEPHENS, CHARLIE  
STEWART, BLAIR  
STEWART, CHRIS  
STEWART, J.C.  
STEWART, PAUL  
STIENBURG, TREVOR  
STOA, RYAN  
STOLLERY, KARL  
STREET, BEN  
STUART, BRAD  
SUNDIN, MATS  
SUTTER, RON  
SVATOS, MAREK

## ROSTER BREAKDOWN

519 players have appeared in a regular season game for the Avalanche/Nordiques, 472 skaters and 47 goaltenders.

## FRANCHISE ALL-TIME ROSTER

### T (22)

TABARACCI, RICK  
TALBOT, MAXIME  
TANGUAY, ALEX  
TANGUAY, CHRISTIAN  
TANNER, JOHN  
TARDIF, MARC  
TATARINOV, MIKHAIL  
TEBBUTT, GREG  
THEODORE, JOSE  
THERRIEN, GASTON  
THIBAUT, JOCELYN  
THOMAS, REGGIE  
TJARNQVIST, DANIEL  
TONELLI, JOHN  
TONINATO, DOMINIC  
TOOKEY, TIM  
TREPANIER, PASCAL  
TUCKER, DARCY  
TUGNUTT, RON  
TURGEON, PIERRE  
TWIST, TONY  
TYUTIN, FEDOR

### U (0)

### V (12)

VAANANEN, OSSI  
VAN BOXMEER, JOHN  
VAN DER GULIK, DAVID  
VAN DORP, WAYNE  
VARLAMOV, SEMYON  
VAUTOUR, YVON  
VELISCHEK, RANDY  
VERMETTE, MARK  
VERNACE, MIKE  
VINCELETTE, DANIEL  
VINCOUR, TOMAS  
VRBATA, RADIM

### W (19)

WAGNER, CHRIS  
WARD, ED  
WARSOFSKY, DAVID  
WEIMAN, TYLER  
WEIR, WALLY  
WENSINK, JOHN  
WERENKA, BRAD  
WESLEY, BLAKE  
WHITE, BRIAN  
WIERCIOCH, PATRICK  
WILL, ROMAN  
WILLSIE, BRIAN  
WILSON, COLIN  
WILSON, LANDON  
WILSON, RYAN  
WINNIK, DANIEL  
WOLANIN, CRAIG  
WOLSKI, WOJTEK  
WORRELL, PETER

### X (0)

### Y (4)

YAKUPOV, NAIL  
YELLE, STEPHANE  
YIP, BRANDON  
YOUNG, SCOTT

### Z (3)

ZADOROV, NIKITA  
ZANON, GREG  
ZEMLAK, RICHARD



John-Michael Liles is the highest-scoring defenseman in franchise history with 275 points.

# FRANCHISE SWEATER NUMBERS

## 1

Michel Plasse, 1980-82  
John Garrett, 1982-83  
Richard Sevigny, 1984-87  
Bob Mason, 1988-89  
Ron Tugnut, 1989-92  
Ron Hextall, 1992-93  
Garth Snow, 1994-95  
Craig Billington, 1996-99  
David Aebischer, 2000-06  
Andrew Raycroft, 2008-09  
Semyon Varlamov, 2011-18

## 2

Wally Weir, 1979-84  
Daniel Poudrier, 1986-88  
Bobby Dollas, 1988-89  
Joe Cirella, 1989-90  
Greg Smyth, 1990-92  
Kerry Huffman, 1992-94  
Tommy Sjodin, 1993-94  
Sylvain Lefebvre, 1995-99  
Bryan Muir, 2001-03  
Ken Klee, 2006-07  
Wes O'Neill, 2009-10  
Nick Holden, 2013-16

## 3

Aaron Miller, 1996-2001  
Pascal Trepanier, 2001-02  
Karlis Skrastins, 2003-08  
Lawrence Nycholat, 2008-09  
Ryan O'Byrne, 2010-13  
Karl Stollery, 2013-15  
Chris Bigras, 2015-18

## 4

Paul Baxter, 1979-80  
Kim Clackson, 1980-81  
Michel Bolduc, 1982-83  
Jean Hamel, 1983-84  
John Van Boxmeer, 1983-84  
Brad Maxwell, 1984-85  
David Shaw, 1985-87  
Terry Carkner, 1987-88  
Greg Smyth, 1988-90  
Mikhail Tatarinov, 1991-93  
Mike Hurlbut, 1993-94  
Uwe Krupp, 1995-98  
Cam Russell, 1998-99  
Rob Blake, 2001-06  
John-Michael Liles, 2006-11  
Greg Zanon, 2012-13  
Tyson Barrie, 2013-18

## 5

Garry Lariviere, 1979-81  
Normand Rochefort, 1981-88  
Jari Gronstrand, 1988-89  
Brent Severyn, 1989-90  
Wayne Van Dorp, 1990-91  
Mikhail Tatarinov, 1991  
Alexei Gusarov, 1991-2000  
Todd Gill, 2001-02  
Brett Clark, 2003-10  
David Lifflint, 2010-11  
Shawn Belle, 2010-11  
Shane O'Brien, 2011-13  
Nate Guenin, 2013-16  
David Warsofsky, 2017-18

## 6

Gerry Hart, 1979-81  
Rick Lapointe, 1982-84  
Bruce Bell, 1984-85  
Gilbert Delorme, 1985-86  
Scott Shaunessy, 1986-87  
Stephane Guerdar, 1987-89  
Craig Wolanin, 1989-96  
Wade Belak, 1996-98  
Chris Dingman, 1998-99  
Rick Berry, 2001-02  
D.J. Smith, 2002-03  
Bob Boughner, 2004-06  
Jeff Finger, 2007-08  
Derek Peltier, 2009-10  
Jonas Holos, 2010-11  
Erik Johnson, 2010-18

## 7

Robbie Ftorek, 1979-80  
Ron Chipperfield, 1980-81  
David Shaw, 1982-83  
Pat Price, 1983-84  
Lane Lambert, 1986-89  
Curtis Scheshyshyn, 1989-96  
Pascal Trepanier, 1997-98  
Greg de Vries, 1998-2003  
Darby Hendrickson, 2004  
Johnny Boychuk, 2008  
T.J. Hensick, 2009-10  
David Van Der Gulik, 2010-12  
John Mitchell, 2012-17  
Mark Alt, 2017-18

## 8

Marc Tardif, 1979-83  
Sandis Ozolins, 1995-2000  
Teemu Selanne, 2003-04  
Wojtek Wolski, 2005-10  
T.J. Shattenkirk, 2010-11  
Jan Hejda, 2011-15  
Jack Skille, 2015-16  
Joe Colborne, 2016-17

## 9

Real Cloutier, 1979-83  
Tony McKegney, 1983-85  
Brent Ashton, 1984-87  
Doug Shedden, 1987  
Marc Fortier, 1987-92  
Mike Ricci, 1992-98  
Brad Larsen, 2000-03  
Paul Kariya, 2003-04  
Matt Duchene, 2009-18

## 10

Richard Leduc, 1979-81  
Gaston Therrien, 1982-83  
Anders Eldebrink, 1982-83  
Jimmy Mann, 1983-86  
Max Middendorf, 1986-87  
Bill Derlago, 1986-87  
Jason Lafreniere, 1987-88  
Mark Vermette, 1988-89  
Guy Lafleur, 1989-91  
Troy Murray, 1995-96  
Josef Marha, 1996-98  
Warren Rychel, 1997-98  
Ville Nieminen, 2001-02  
Serge Aubin, 2002-03  
Brad May, 2005-07  
Wyatt Smith, 2007-08  
Kyle Cumiskey, 2009-11  
Ben Street, 2014-16  
Sven Andrighetto, 2016-18

## 11

Jamie Hislop, 1979-81  
Basil McRae, 1981-83  
Andre Savard, 1984-85  
Mike Eagles, 1985-88  
Iiro Jarvi, 1988-90  
Owen Nolan, 1990-95  
Keith Jones, 1996-98  
Chris Dingman, 1999-2001  
Darius Kasparaitis, 2002  
Jeff Shantz, 2002-03  
Andrei Nikolishin, 2003-04  
Cody McCormick, 2005-09  
Philippe Dupuis, 2009-11  
Jamie McGinn, 2011-15

## 12

Bob Fitchner, 1979-80  
John Paddock, 1980-81  
Jere Gillis, 1981-82  
Louis Sleigher, 1981-84  
Wayne Groulx, 1984  
Claude Julien, 1984-85  
Risto Siltanen, 1985-87  
Max Middendorf, 1987-88  
Ken Quinney, 1987-88  
Ken McRae, 1988-92  
Chris Simon, 1992-96  
Shean Donovan, 1997-99  
Mike Keane, 2002-03  
Brad Richardson, 2005-08  
Darren Haydar, 2009-10  
Kevin Porter, 2010-12  
Chuck Kobasew, 2012-13  
Jarome Iginla, 2014-17  
Patrik Nemeth, 2017-18

## 13

Mats Sundin 1990-94  
Valeri Kamensky, 1995-99  
Dan Hinote, 2000-06  
Freddie Hamilton, 2014-15  
Alexander Kerfoot, 2017-18

## 14

Pierre Plante, 1979-80  
Bob Fitchner, 1980-81  
Pierre Aubry, 1981-84  
Luc Dufour, 1984-85  
Alain Lemieux, 1984-85  
Trevor Stienburg, 1985-87  
John Anderson, 1985-86  
Jean-Francois Sauve, 1986-87  
Gaetan Duchesne, 1987-89  
Jean-Marc Routhier, 1989  
Tony McKegney, 1989-90  
Herb Raglan, 1990-92  
Dwayne Norris, 1993-95  
Landon Wilson, 1995-96  
Dave Hannan, 1996  
Christian Matte, 1997-98  
Tom Fitzgerald, 1997-98  
Theoren Fleury, 1999  
Dave Reid, 1999-2001  
Ian Laperriere, 2005-09  
Tomas Fleischmann, 2010-11  
David Van Der Gulik, 2012-14  
Blake Comeau, 2015-18

## 15

Curt Brackenbury, 1979-80  
Miroslav Frycer, 1981-82  
Richard David, 1982-83  
Jean-Francois Sauve, 1983-86  
Jason Lafreniere, 1986-87  
Alan Haworth, 1987-88  
Dean Hopkins, 1988-89  
Darin Kimble, 1989-90  
Tony Twist, 1990-94  
Bill Huard, 1994-95  
Josef Marha, 1995-96  
Yves Sarault, 1996-98  
Ted Crowley, 1998-99  
Mike Gaul, 1998-99  
Brian Rolston, 1999-2000  
Brad Larsen, 2003-04  
Andrew Brunette, 2005-08  
Matt Hendricks, 2009-10  
PA Parenteau, 2012-14  
Duncan Siemens, 2016-18

## 16

Michel Goulet, 1979-90  
Warren Rychel, 1995-96  
Jeff Odgers, 1997-98  
Warren Rychel, 1998-99  
Darcy Tucker, 2008-10  
Jay McClement, 2010-12  
Cory Sarich, 2013-14  
Duncan Siemens, 2014-15  
Nikita Zadorov, 2015-18

## 17

Blair Stewart, 1979-80  
Pierre Aubry, 1980-81  
Pat Hickey, 1981-82  
Christian Tanguay, 1981-82  
Tim Tookay, 1982-83  
Bo Berglund, 1983-84  
Mark Kumpel, 1984-86  
Basil McRae, 1986-87  
Stu Kulak, 1987-88  
Trevor Stienburg, 1988-89  
Daniel Vincelle, 1989-90  
Kevin Kaminski, 1989-90  
Brian Lawton, 1989-90  
Valeri Kamensky, 1991-93  
Chris Lindberg, 1993-94  
Wendel Clark, 1994-95  
Landon Wilson, 1996-97  
Jari Kurri, 1997-98  
Christian Matte, 1998-2000  
Radim Vrbata, 2001-03  
Jim Cummins, 2003-04  
Jaroslav Hlinka, 2007-08  
Chuck Kobasew, 2011-12  
Aaron Palushaj, 2012-13  
Steve Downie, 2013-14  
Brad Stuart, 2014-16  
Rene Bourque, 2016-17  
Tyson Jost, 2017-18

# FRANCHISE SWEATER NUMBERS

## 18

John Smrke, 1979-80  
John Wensink, 1980-81  
Marian Stastny, 1981-85  
Wayne Babych, 1985-86  
Greg Malone, 1985-86  
Mike Natyshak, 1986  
Scott Shaunessy, 1986  
Mike Hough, 1986-93  
Adam Deadmarsh, 1995-2001  
Chris Drury, 2001-02  
Alex Tanguay, 2003-06  
Brian Willsie, 2008-10  
Stephane Yelle, 2009-10  
Brandon Yip, 2010-12  
Mike Connolly, 2011-12  
Shawn Matthias, 2015-16  
Cody Goloubeff, 2016-17

## 19 – RETIRED

Alain Cote, 1979-89  
Joe Sakic, 1989-2009

## 20

Terry Martin, 1979-80  
Anton Stastny, 1980-89  
Claude Loiselle, 1989-91  
Mike McNeill, 1991-92  
Valeri Kamensky, 1991-92  
Bill Lindsay, 1992-93  
Kelly Corbet, 1995-99  
Kitty Fairchild, 2001-02  
Bryan Marchment, 2002-03  
Cody McCormick, 2003-04  
Vitaly Kolesnik, 2005-06  
Mark Rycroft, 2006-07  
Tom Preissing, 2009-10  
Greg Mauldin, 2010-11  
Reto Berra, 2013-16  
Ben Smith, 2016-17  
Rocco Grimaldi, 2017-18

## 21 – RETIRED

Serge Bernier, 1979-81  
Louis Sleigher, 1981-82  
Randy Moller, 1982-89  
Michel Petit, 1989-90  
Jamie Baker, 1989-90  
Everett Sanipass, 1990-91  
Stephane Charbonneau, 1991-92  
John Tonelli, 1991-92  
Peter Forsberg, 1995-04,  
2008, 2011

## 22

Reggie Thomas, 1979-80  
François Lacombe, 1979-80  
John C. Stewart, 1979-80  
Bernie Saunders, 1979-80  
Gaston Therrien, 1980  
Mario Marois, 1980-85  
Jeff Brown, 1986-89  
Stephane Morin, 1989-90  
Shawn Anderson, 1990-91  
Scott Pearson, 1991-93  
Martin Gelinis, 1993-94  
Ron Sutter, 1993-94  
Janne Laukkanen, 1994-95  
Claude Lemieux, 1995-99  
Vaclav Nedorost, 2001-03  
Steve Konowalchuk, 2003-06  
Scott Hannan, 2007-11  
Matt Hurwick, 2011-14  
Zach Redmond, 2014-16  
Rocco Grimaldi, 2016-17  
Colin Wilson, 2017-18

## 23 – RETIRED

Roland Cloutier, 1979-80  
Dave Farrish, 1979-80  
Jacques Richard, 1979-83  
Paul Gillis, 1983-91  
Greg Paslawski, 1991-92  
Paul MacDermid, 1993-95  
Brent Severyn, 1996-97  
Milan Hejduk, 1998-2013

## 24

Ron Chipperfield, 1979-80  
Gilles Bilodeau, 1979-80  
Terry Johnson, 1980-83  
Andre Dore, 1983-84  
Jean-Marc Gaulin, 1982-85  
Robert Picard, 1985-89  
Michel Petit, 1989-91  
Wayne Van Dorp, 1991-92  
Paxton Schulte, 1993-94  
Jon Klemm, 1995-2001  
Chris McAllister, 2003-04  
Chris Gratton, 2003-04  
Antti Laaksonen, 2005-07  
Ruslan Salei, 2007-10  
Tomas Vincour, 2012-13  
Marc-Andre Cliche, 2013-15  
A.J. Greer, 2017-18

## 25

Barry Legge, 1979-80  
Bernie Saunders, 1979-80  
Pierre Lacroix, 1980-83  
Blake Wesley, 1983-85  
Steve Patrick, 1985-86  
Steven Finn, 1985-86  
John Odrodnick, 1986-87  
Richard Zemlak, 1986-87  
Jeff Jackson, 1987-90  
Stephane Morin, 1990-92  
Martin Rucinsky, 1992-95  
Mike Keane, 1995-97  
Shjon Podein, 1998-2002  
Chris Stewart, 2009-11  
Maxime Talbot, 2013-15  
Mikhail Grigorenko, 2015-17

## 26

Pierre Lacroix, 1979-80  
Peter Stastny, 1980-90  
Stephane Yelle, 1995-2002  
John-Michael Liles, 2003-06  
Paul Stastny, 2006-14

## 27

Paul Stewart, 1979-80  
Richard David, 1980-82  
Wilfrid Paiement, 1982-86  
David Latta, 1986-89  
Mark Vermette, 1989-90  
Jaroslav Sevcik, 1989-90  
Randy Velischek, 1990-92  
Ron Hextall, 1992-93  
Brad Werenka, 1993-94  
Christian Matte, 1996-97  
Francois Leroux, 1997-98  
Scott Parker, 1998-2003  
Ossi Vaananen, 2004-07  
Scott Parker, 2007-08  
Kyle Quincey, 2009-12  
Steve Downie, 2011-13  
Andreas Martinsen, 2015-17  
Tyson Jost, 2016-17

## 28

Greg Tebbutt, 1979-80  
Louis Sleigher, 1979-80  
Terry Johnson, 1979-80  
Andre Dupont, 1980-83  
Gord Donnelly, 1983-84  
Ed Lee, 1984-85  
Yvon Vautour, 1984-85  
Alain Lemieux, 1984-86  
Jeff Brown, 1985-86  
Tommy Albelin, 1987-89  
Jacques Mailhot, 1988-89  
Tony Hrkac, 1989-90  
Mario Doyon, 1989-90  
Aaron Broten, 1990  
Jamie Baker, 1990-92  
Steve Duchesne, 1992-93  
Bob Bassen, 1993-95  
Eric Lacroix, 1996-98  
Steven Reinprecht, 2001-03  
Peter Worrell, 2003-04  
Ben Guite, 2006-09  
David Koci, 2009-11  
Joakim Lindstrom, 2011-12  
Paul Carey, 2013-15  
Andrew Agozzino, 2015-16  
Patrick Wiercioch, 2016-17

## 29

Goran Hogosta, 1979-80  
Dave Pichette, 1980-84  
Jim Dobson, 1983-84  
Roger Hagglund, 1984-85  
Peter Andersson, 1985-86  
Yves Heroux, 1986-87  
Steven Finn, 1986-95  
Eric Messier, 1996-2003  
Scott Parker, 2006-07  
Daniel Tjarnqvist, 2008-09  
Ryan Stoa, 2009-11  
Nathan MacKinnon, 2013-18

## 30

Michel Dion, 1979-81  
Clint Malarchuk, 1981-87  
Mario Brunetta, 1987-89  
Stephane Fiset, 1989-90  
Scott Gordon, 1990-91  
Marc Denis, 1996-2000  
Philippe Sauve, 2003-04  
Brian Elliott, 2010-11  
Sami Aittokallio, 2012-14  
Spencer Martin, 2016-17

## 31

Normand Rochefort, 1980-81  
Michel Bolduc, 1981-83  
Jean-Marc Gaulin, 1985-86  
Peter Loob, 1984-85  
Mike Hough, 1986-87  
Greg Malone, 1986-87  
Greg Millen, 1989-90  
John Tanner, 1989-90  
Stephane Fiset, 1989-92  
Valeri Kamensky, 1993-94  
Aaron Miller, 1995-96  
Peter Budaj, 2005-11  
Calvin Pickard, 2014-17

## 32

Lucien Deblois, 1988-90  
Jeff Jackson, 1990-91  
Jacques Cloutier, 1991-94  
Richard Brennan, 1996-97  
Jeff Buchanan, 1998-99  
Dale Hunter, 1998-99  
Riku Hahl, 2002-04  
Kevin Porter, 2009-10  
Andrew Agozzino, 2014-15  
Francois Beauchemin, 2015-17

## 33 – RETIRED

Dale Hoganson, 1979-82  
Dennis Sobchuk, 1982-83  
Paul Gillis, 1982-83  
Mario Gosselin, 1983-89  
Daniel Dore, 1989-91  
Reginald Savage, 1993-94  
Patrick Roy, 1995-2003

## 34

Lee Norwood, 1980-82  
Brian Ford, 1983-84  
Claude Julien, 1984-85  
Gord Donnelly, 1985-89  
Sergei Mylnikov, 1989-90  
John Tanner, 1990-92  
Kurt Sauer, 2004-08  
Aaron MacKenzie, 2009  
Daniel Winnik, 2010-12  
Carl Soderberg, 2015-18

## 35

Ron Grahame, 1980-81  
Daniel Bouchard, 1981-85  
Andy Rymsha, 1991-92  
Stephane Fiset, 1992-96  
Rick Tabaracci, 1999-2000  
Tommy Salo, 2003-04  
Tyler Weiman, 2007-08  
J.S. Giguere, 2011-14  
Roman Will, 2015-16  
Andrew Hammond, 2017-18

## 36

Ken Quinney, 1990-91  
Jeff Odgers, 1998-2000  
Steve Moore, 2002-04  
Colby Cohen, 2010-11  
Jonas Holos, 2010-11

## 37

Richard Zemlak, 1986-87  
John Kordic, 1991-92  
Martin Rucinsky, 1991-92  
Chris Drury, 1998-2001  
Jordan Krestanovich, 2002-04  
Dean McAmmond, 2002-03  
Dennis Bonvie, 2003-04  
T.J. Hensick, 2007-09  
Ryan O'Reilly, 2009-12  
Colin Smith, 2014-15  
J.T. Compher, 2016-18

# FRANCHISE SWEATER NUMBERS

## 38

Robbie Florek, 1980-82  
Joël Baillargeon, 1988-89  
David Latta, 1990-91  
David Marcynshyn, 1991-92  
Iain Fraser, 1993-94  
Paul Brousseau, 1995-96  
Dan Hinote, 1999-2000  
Dave Andreychuk, 1999-2000  
Charlie Stephens, 2002-03  
Matthew Barnaby, 2004  
Jim Dowd, 2005-06  
Joey Hishon, 2014-15

## 39

Ken McRae, 1987-88  
Serge Roberge, 1990-91  
Ville Nieminen, 1999-2001  
Jeff Paul, 2002-03  
Tyler Arnason, 2006-09  
T.J. Gallardi, 2009-12

## 40

Ron Tugnut, 1987-89  
Tony Hrkac, 1990-91  
Kevin Kaminski, 1991-92  
Brad Larsen, 1997-98  
Alex Tanguay, 1999-2003  
Marek Svatos, 2003-10  
Mark Olver, 2010-13  
Alex Tanguay, 2013-16  
Jeremy Smith, 2016-17

## 41

Jean-Marc Richard, 1987-90  
Doug Smail, 1991-92  
Jocelyn Thibault, 1993-95  
Martin Skoula, 2000-04  
Mike Vernace, 2008-09  
Craig Anderson, 2009-11  
Tyson Barrie, 2011-13  
Andrew Bodnarchuk, 2015-16

## 42

Bruce Major, 1990-91  
Jon Klemm, 1992-94  
Chris Stewart, 2008-09  
Ray Macias, 2010-11  
Brad Malone, 2011-14  
Samuel Henley, 2016-17

## 43

Bryan Fogarty, 1989-92  
Len Esau, 1992-93  
Dan Smith, 1998-2000  
Jaroslav Obsut, 2001-02  
Mikhail Kulshov, 2003-04  
T.J. Gallardi, 2008-09  
Justin Mercier, 2009-10  
Cameron Gaunce, 2010-11  
Michael Sgarbossa, 2012-13  
2014-15

## 44

Ken Quinney, 1986-88  
Mario Marois, 1988-90  
John Kordic, 1991-92  
Gino Cavallini, 1992-93  
Aaron Miller, 1993-94  
Serge Aubin, 1998-99  
Sami Helenius, 1999-2000  
Rob Shearer, 2000-01  
Nolan Pratt, 2000-01  
Bates Battaglia, 2003-04  
Jordan Leopold, 2006-09  
Ryan Wilson, 2009-15  
Eric Gellinas, 2015-17  
Mark Barberio, 2017-18

## 45

Mark Vermette, 1990-92  
Mike McKee, 1993-94  
Rick Berry, 2000-01  
Jeff Daw, 2001-02  
Steve Brule, 2002-03  
Chris Durno, 2008-10  
Dennis Everberg, 2014-16  
Mark Barberio, 2016-17  
Jonathan Bernier, 2017-18

## 46

Curtis Leschshyn, 1988-89  
Niklas Andersson, 1992-93  
Yuri Babenko, 2000-01  
Stefan Elliott, 2011-15  
Brandon Gormley, 2015-16  
A.J. Greer, 2016-17

## 47

Claude Lapointe, 1990-95  
Ray Macias, 2008-09  
Evan Brophy, 2011-12  
Dominic Toninato, 2017-18

## 48

Max Middendorf, 1987-90  
Scott Young, 1992-97  
Kyle Cumiskey, 2006-09  
Matt Hunwick, 2010-11  
Daniel Briere, 2014-15

## 49

Kip Miller, 1991-92  
Serge Aubin, 1999-2000  
Samuel Girard, 2017-18

## 50

Dan Lambert, 1990-92  
Brian Willisie, 2000-2003  
Derek Peltier, 2008-09

## 51

Andrei Kovalenko, 1992-95  
Fedor Tyutin, 2016-17

## 52 – RETIRED

Adam Foote, 1991-2004,  
2008-11

## 53

Jamie Baker, 1989-90  
Bill Lindsay, 1992-93  
Derek Morris, 2002-04  
Brett McLean, 2005-07  
Matt Hendricks, 2008-09

## 54

Ed Ward, 1993-94  
David Jones, 2007-13  
Anton Lindholm, 2016-18

## 55

Rene Corbet, 1993-94  
Garth Butcher, 1993-94  
Anders Myrvold, 1995-96  
Martin Skoula, 1999-2000  
Cody McLeod, 2007-17

## 57

George Parros, 2006-07  
Gabriel Bourque, 2016-18

## 58

Mario Doyon, 1990-91  
Patrick Bordeleau, 2012-15

## 59

Dave Karpa, 1992-95  
Brian White, 1998-99  
Philippe Dupuis, 2008-09  
Brandon Yip, 2009-10

## 60

Andy Rymsha, 1991-92  
Don Barber, 1991-92  
Travis Brigley, 2003-04  
Jose Theodore, 2005-08

## 61

Andre Benoit, 2013-14

## 62

Paul Stastny, 2006-07  
Wes O'Neill, 2008-09  
Chris Wagner, 2015-16

## 63

Joel Prpic, 2000-01

## 64

Nail Yakupov, 2017-18

## 65

Tim Hunter, 1992-93

## 71

Patrice Brisebois, 2005-07  
Borna Rendulic, 2014-16

## 73

Alain Cote, 1993-94

## 75

Walt Poddubny, 1988-89

## 77 – RETIRED

Raymond Bourque, 2000-01

## 81

Tomas Vincour, 2014-15

## 83

Matt Nieto, 2016-18

## 87

Pierre Turgeon, 2005-07

## 88

Joe Sakic, 1988-89  
Owen Nolan, 1990-91  
Peter Mueller, 2009-12

## 89

Mikkel Boedker, 2015-16

## 90

Ryan O'Reilly, 2012-15

## 91

Vladislav Kamenev, 2017-18

## 92

Gabriel Landeskog, 2011-18

## 94

Ryan Smyth, 2007-09  
Andrei Mironov, 2017-18

## 96

Mikko Rantanen, 2015-18

## 97

Per Ledin, 2008-09

# AMATEUR DRAFT PICKS

RD	PLAYER	CHOICE	TEAM	RD	PLAYER	CHOICE	TEAM
<b>1979</b>				<b>1985</b>			
1.	Michel Goulet, LW	20	Birmingham (WHA)	1.	David Latta, LW	15	Kitchener (OHL)
2.	Dale Hunter, C	41	Sudbury (OHL)	2.	Jason Lafreniere, C	36	Hamilton (OHL)
3.	Lee Norwood, D	62	Oshawa (OHL)	3.	Max Middendorff, RW	57	Sudbury (OHL)
4.	Anton Stastny, LW	83	Slovan Bratislava (Czech.)	4.	Peter Massey, LW	65	New Hampton (USHS)
5.	Pierre Lacroix, D	104	Trois Rivieres (QMJHL)	5.	Dave Espe, D	78	White Bear Lake (USHS)
6.	Scott McGeown, D	125	Toronto (OHL)	6.	Bruce Major, C	99	Richmond Jr. A
<b>1980</b>				7.	Andy Akervik, C	120	Eau Claire Memorial (USHS)
2.	Normand Rochefort, D	24	Quebec (QMJHL)	7.	Mike Oliverio, C	141	Sault Ste-Marie (OHL)
4.	Jay Miller, LW	66	Univ. of New Hamp. (H.E.)	8.	Mario Brunetta, G	162	Quebec (QMJHL)
5.	Basil McRae, LW	87	London (OHL)	9.	Brit Peer, RW	183	Sault Ste-Marie (OHL)
6.	Mark Kumpel, RW	108	Univ. of Mass Lowell (H.E.)	10.	Tom Sasso, C	204	Babson College (IND.)
7.	Gaston Therrien, D	129	Quebec (QMJHL)	11.	Gary Murphy, D	225	Arlington (USHS)
8.	Michel Bolduc, D	150	Chicoutimi (QMJHL)	12.	Jean Bois, LW	246	Trois Rivieres (QMJHL)
9.	Christian Tanguay, RW	171	Trois Rivieres (QMJHL)	<b>1986</b>			
10.	William Robinson, D	192	Boxborough - Mass. (USHS)	1.	Ken McRae, C	18	Sudbury (OHL)
<b>1981</b>				2.	Jean-Marc Routhier, RW	39	Hull (QMJHL)
1.	Randy Moller, D	11	Lethbridge (WHL)	2.	Stephane Guerard, D	41	Shawinigan (QMJHL)
3.	Jean-Marc Gaulin, RW	53	Sorel (QMJHL)	4.	Ron Tugnut, G	81	Peterborough (OHL)
4.	Clint Malarchuk, G	74	Portland (WHL)	5.	Gerald Bzdel, D	102	Regina (WHL)
5.	Ed Lee, RW	95	Princeton Univ. (ECAC)	6.	Scott White, D	117	Mich. Tech. Univ. (WCHA)
6.	Mike Eagles, C	116	Kitchener (OHL)	6.	Morgan Samuelsson, F	123	Boden (SWEDEN)
8.	Andre Cote, RW	158	Quebec (QMJHL)	7.	Mark Vermette, RW	134	Lake Superior State (CCHA)
9.	Marc Brisebois, RW	179	Sorel (QMJHL)	7.	Jean-Francois Nault, C	144	Granby (QMJHL)
10.	Karri Takko, G	200	Assat (Finland)	8.	Keith Miller, LW	165	Guelph (OHL)
<b>1982</b>				9.	Pierre Millier, D	186	Chicoutimi (QMJHL)
1.	David Shaw, D	13	Kitchener (OHL)	10.	Chris Lappin, D	207	Canterbury (USHS)
2.	Paul Gillis, C	34	Niagara Falls (OHL)	11.	Martin Latreille, D	228	Laval Titans (QMJHL)
3.	Mario Gosselin, G	55	Shawinigan (QMJHL)	12.	Sean Boudreau, F	249	Mount St. Charles (USHS)
4.	Jiri Lala, RW	76	Dukla Jihlava (Czech.)	<b>1987</b>			
5.	Phil Stanger, LW	97	Seattle (WHL)	1.	Bryan Fogarty, D	9	Kingston (OHL)
7.	Daniel Poudrier, D	131	Shawinigan (QMJHL)	1.	Joe Sakic, C	15	Swift Current (WHL)
9.	Mike Hough, LW	181	Kitchener (OHL)	3.	Jim Sprott, D	51	London (OHL)
10.	Vincent Luka, LW	202	Dukla Jihlava (Czech.)	4.	Kip Miller, C	72	Michigan State U (CCHA)
11.	Andre Martin, D	223	Montreal (QMJHL)	5.	Rob Mendel, D	93	Univ. of Wisconsin (WCHA)
12.	Jozef Lukac, C	244	Kosice (Czech.)	6.	Garth Snow, G	114	Mount St. Charles (USHS)
12.	Jan Jasko, LW	248	Slovan Bratislava (Czech.)	7.	Tim Hanus, LW	135	Minnetonka (USHS)
<b>1983</b>				8.	Jake Enebak, LW	156	Northfield Prep (USHS)
2.	Yves Heroux, RW	32	Chicoutimi (QMJHL)	9.	Jaroslav Sevcik, LW	177	Zetor Brno (Czech.)
3.	Bruce Bell, D	53	Windsor (OHL)	9.	Ladislav Tresi, C	183	Zetor Brno (Czech.)
3.	Iiro Jarvi, RW	55	IFK Helsinki (Finland)	10.	Darren Nauss, RW	198	North Battleford (Canada H.S.)
5.	Luc Guenette, G	95	Quebec (QMJHL)	11.	Mike Williams, G	219	Ferris State Univ. (CCHA)
6.	Brad Walcott, D	116	Kingston (OHL)	<b>1988</b>			
7.	Craig Mack, D	137	East Grand Forks (USHS)	1.	Curtis Leschyshyn, D	3	Saskatoon (WHL)
8.	Tommy Albelin, D	158	Djurgardens (Sweden)	1.	Daniel Dore, RW	5	Drummondville (QMJHL)
9.	Wayne Groulx, C	179	Sault Ste-Marie (OHL)	2.	Stephane Fiset, G	24	Victoriaville (QMJHL)
10.	Scott Shaunnessy, D	200	St. John's Prep (USHS)	3.	Petri Aaltonen, C	45	IFK Helsinki (Finland)
12.	Bo Berglund, RW	242	Djurgardens (Sweden)	4.	Darin Kimble, RW	66	Prince Albert (WHL)
12.	Jindrich Kokrment, C	249	Czechoslovakia Nat'l Team	5.	Stephane Venne, D	87	Univ. of Vermont (ECAC)
<b>1984</b>				6.	Ed Ward, RW	108	Northern Mich. Univ. (WCHA)
1.	Trevor Stienburg, RW	15	Guelph (OHL)	7.	Valeri Kamensky, LW	129	CSKA Moscow (Russia)
2.	Jeff Brown, D	36	Sudbury (OHL)	8.	Sakari Lindfors, G	150	IFK Helsinki (Finland)
3.	Steven Finn, D	57	Laval (QMJHL)	9.	Dan Wiebe, LW	171	Univ. of Alberta (CIAU)
4.	Terry Perkins, RW	78	Portland (WHL)	11.	Alexei Gusarov, D	213	CSKA Moscow (Russia)
6.	Darren Cota, RW	120	Kelowna (WHL)	12.	Claude Lapointe, C	234	Laval (QMJHL)
7.	Henrik Cedergren, RW	141	Brynäs (Sweden)	<b>1989</b>			
8.	Jyrki Maki, D	162	St. Paul Simley (USHS)	1.	Mats Sundin, RW	1	Nacka (Sweden)
9.	Guy Ouellette, C	183	Quebec (QMJHL)	2.	Adam Foote, D	22	Sault Ste-Marie (OHL)
10.	Ken Quinney, RW	203	Calgary (WHL)	3.	Stephane Morin, C	43	Chicoutimi (QMJHL)
12.	Peter Loob, D	244	Sodertalje (Sweden)	3.	John Tanner, G	54	Peterborough (OHL)
				4.	Niklas Andersson, LW	68	Frolunda (Sweden)
				4.	Eric Dubois, D	76	Laval (QMJHL)
				5.	Kevin Kaiser, LW	85	Univ. of Minn. Duluth (WCHA)
				6.	Dan Lambert, D	106	Swift Current (WHL)
				7.	Sergei Mylnikov, G	127	Traktor Chel. (Russia)
				8.	Paul Krake, G	148	Univ. of Alaska-Anch. (WCHA)
				9.	Viacheslav Bykov, C	169	CSKA Moscow (Russia)
				10.	Andrei Khomutov, RW	190	CSKA Moscow (Russia)
				11.	Byron Witkowski, LW	211	Nipawin Tier II, Jr. A
				12.	Noel Rahn, C	232	Edina (USHS)



# AMATEUR DRAFT PICKS

RD	PLAYER	CHOICE	TEAM	RD	PLAYER	CHOICE	TEAM
<b>1990</b>				<b>1995</b>			
1.	Owen Nolan, RW	1	Cornwall (OHL)	1.	Marc Denis, G	25	Chicoutimi (QMJHL)
2.	Ryan Hughes, C	22	Cornell University (ECAC)	2.	Nic Beaudoin, LW	51	Detroit (OHL)
3.	Bradley Zavisla, LW	43	Seattle (WHL)	3.	John Tripp, RW	77	Oshawa (OHL)
6.	Jeff Parrott, D	106	Minnesota-Duluth (WCHA)	4.	Tomi Kallio, LW	81	Kiekko-67 (Finland)
7.	Dwayne Norris, RW	127	Michigan State (CCHA)	5.	Brent Johnson, G	129	Owen Sound (OHL)
8.	Andrei Kovalenko, RW	148	CSKA Moscow (Russia)	6.	John Girjak, RW	155	Spokane (WHL)
8.	Alexander Karpovtsev, D	158	Dynamo Moscow (Russia)	7.	Dan Smith, D	181	Univ. of British Columbia (CIAU)
9.	Pat Mazzoli, G	169	Humboldt Tier II, Jr. A	8.	Tomi Hirvonen, C	207	Iives Tampere (Finland)
10.	Scott Davis, D	190	Univ. of Manitoba (CIAU)	9.	Chris George, RW	228	Sarnia (OHL)
11.	Mika Stromberg, D	211	Jokerit (Finland)	<b>1996</b>			
12.	Wade Klippenstein, LW	232	Alaska-Fairbanks (CCHA)	1.	Peter Ratchuk, D	25	Shattuck St. Mary's (USHS)
<b>1991</b>				2.	Yuri Babenko, C	51	Krylja Sovetov (Russia)
1.	Eric Lindros, C	1	Oshawa (OHL)	3.	Mark Parrish, LW	79	St. Cloud State Univ. (WCHA)
2.	Rene Corbet, LW	24	Drummondville (QMJHL)	4.	Ben Storey, D	98	Harvard Univ. (ECAC)
3.	Richard Brennan, D	46	Tabor Academy (USHS)	4.	Randy Petruk, G	107	Kamloops (WHL)
4.	Dave Karpa, D	68	Ferris State (CCHA)	5.	Luke Curtin, LW	134	Kelowna (WHL)
5.	Patrick Labrecque, G	90	St-Jean (QMJHL)	6.	Brian Willisie, RW	146	Guelph (OHL)
5.	Bill Lindsay, LW	103	Tri-City (WHL)	6.	Kai Fischer, G	160	Dusseldorf (Germany)
7.	Mikael Johansson, C	134	Djurgardens (Sweden)	7.	Dan Hinote, RW	167	Army (IND.)
8.	Janne Laukkanen, D	156	Reipas (Finland)	7.	Samuel Pahlsson, C	176	MoDo (Sweden)
8.	Aaron Asp, C	157	Ferris State (CCHA)	7.	Roman Pyliner, C	188	Litvinov (Czech)
9.	Adam Bartell, D	178	Niagara, Jr. A	8.	Matthew Scorsune, D	214	Hotchkiss (USHS)
9.	Brent Brekke, D	188	Western Michigan (CCHA)	9.	Justin Clark, RW	240	Univ. of Mich. (CCHA)
10.	Paul Koch, D	200	Omaha (USHL)	<b>1997</b>			
11.	Doug Friedman, LW	222	Boston University (H.E.)	1.	Kevin Grimes, D	26	Kingston (OHL)
12.	Eric Meloche, RW	244	Drummondville (QMJHL)	2.	Graham Belak, D	53	Edmonton (WHL)
<b>1992</b>				3.	Rick Berry, D	55	Seattle (WHL)
1.	Todd Warriner, LW	4	Windsor (OHL)	3.	Ville Nieminen, RW	77	Tappara Tampere (Finland)
2.	Paul Brousseau, RW	28	Hull (QMJHL)	4.	Brad Larsen, LW	87	Swift Current (WHL)
2.	Tuomas Gronman, D	29	Tacoma (WHL)	5.	Aaron Miskovich, RW	133	Green Bay (USHL)
3.	Emmanuel Fernandez, G	52	Laval (QMJHL)	6.	David Aebischer, G	161	Litvinov (Switzerland)
4.	Ian McIntyre, C	76	Beauport (QMJHL)	8.	Doug Schmidt, D	217	Waterloo (USHL)
5.	Charlie Wasley, D	100	St. Paul, Jr. A	9.	Kyle Kidney, LW	243	Salisbury (USHS)
6.	Paxton Schulte, LW	124	Spokane (WHL)	9.	Stephen Lafleur, D	245	Belleville (OHL)
7.	Martin Lepage, D	148	Hull (QMJHL)	<b>1998</b>			
8.	Mike Jickling, C	172	Spokane (WHL)	1.	Alex Tanguay, C	12	Halifax (QMJHL)
9.	Steve Passmore, G	196	Victoria (WHL)	1.	Martin Skoula, D	17	Barrie (OHL)
10.	Anson Carter, C	220	Wexford, Jr. A	1.	Robyn Regehr, D	19	Kamloops (WHL)
11.	Aaron Ellis, G	244	Culver Military Acad. (USHS)	1.	Scott Parker, RW	20	Kelowna (WHL)
<b>1993</b>				2.	Ramzi Abid, LW	28	Chicoutimi (QMJHL)
1.	Jocelyn Thibault, G	10	Sherbrooke (QMJHL)	2.	Philippe Sauve, G	38	Rimouski (QMJHL)
1.	Adam Deadmarsh, C	14	Portland (WHL)	2.	Steve Moore, C	53	Harvard (ECAC)
2.	Ashley Buckberger, RW	49	Swift Current (WHL)	3.	Evgeny Lazarev, LW	79	Kitchener Jr. B (OJHL)
3.	William Pierce, C	75	Lawrence Academy (USHS)	5.	K.C. Timmons, LW	141	Tri City (WHL)
4.	Ryan Tocher, D	101	Niagara Falls (OHL)	6.	Alexander Ryazantsev, D	167	Victoriaville (QMJHL)
5.	Anders Myrvold, D	127	Farjestad Karlstad (Sweden)	<b>1999</b>			
6.	Nicholas Checoco, C	137	Bloom. Jefferson (USHS)	1.	Mikhail Kuleshov, LW	25	Cherepovets (Russia)
6.	Christian Matte, RW	153	Granby (QMJHL)	2.	Martin Grenier, D	45	Quebec (QMJHL)
7.	David Ling, RW	179	Kingston (OHL)	3.	Branko Radivojevic, RW	93	Belleville (OHL)
8.	Petr Franek, G	205	Litvinov (Czech)	4.	Sanny Lindstrom, D	112	Huddinge (Sweden)
9.	Vincent Auger, C	231	Hawkesbury, Jr. A	4.	Kristian Kovac, RW	122	Kosice (Slovakia)
10.	Mark Pivetz, D	257	Saskatoon, Jr. A	5.	William Magnuson, D	142	Lake Superior (CCHA)
11.	John Hillman, C	283	St. Paul, Jr. A	5.	Jordan Krestanovich, LW	152	Calgary (WHL)
<b>1994</b>				6.	Anders Lovdahl, C	158	HV 71 (Sweden)
1.	Wade Belak, D	12	Saskatoon (WHL)	6.	Riku Hahl, C	183	Hameenlinna (Finland)
1.	Jeffrey Kealty, D	22	Catholic Memorial (USHS)	7.	Radim Vrbata, RW	212	Hull (QMJHL)
2.	Josef Marha, C	35	Dukla Jihlava (Czech)	8.	Jeff Finger, D	240	Green Bay (USHL)
3.	Sebastien Bety, D	61	Drummondville (QMJHL)	<b>2000</b>			
3.	Chris Drury, C	72	Fairfield Prep (USHS)	1.	Vaclav Nedorost, C	14	Budejovice (Czech)
4.	Milan Hejduk, RW	87	Pardubice (Czech)	2.	Jared Aulin, C	47	Kamloops (WHL)
5.	Tony Tuzzolino, RW	113	Michigan State (CCHA)	2.	Sergei Soin, C	50	Krylja Sovetov (Russia)
6.	Nicholas Windsor, D	139	Cornwall, Tier II	2.	Argis Savels, D	63	Owen Sound (OHL)
7.	Calvin Elfring, D	165	Powell River, Tier II	3.	Kurt Sauer, D	88	Spokane (WHL)
8.	Jay Bertsch, RW	191	Spokane (WHL)	3.	Sergei Klyazmin, LW	92	Tver (Russia)
9.	Tim Thomas, G	217	Univ. of Vermont (ECAC)	4.	Brian Fahey, D	119	Wisconsin (WCHA)
10.	Chris Pittman, LW	243	Kitchener (OHL)	5.	John-Michael Liles, D	159	Michigan State (CCHA)
11.	Steven Low, D	285	Sherbrooke (QMJHL)	6.	Chris Bahen, D	189	Clarkson (ECAC)
				7.	Aaron Molnar, G	221	London (OHL)
				8.	Darryl Bootland, RW	252	Toronto St. Michael's (OHL)
				9.	Sean Kotary, C	266	Northwood Prep (USHS)
				9.	Blake Ward, G	285	Tri-City (WHL)

# AMATEUR DRAFT PICKS

RD	PLAYER	CHOICE	TEAM	RD	PLAYER	CHOICE	TEAM
<b>2001</b>				<b>2008</b>			
2.	Peter Budaj, G	63	Toronto St. Michael's (OHL)	2.	Cameron Gaunce, D	50	Miss. St. Michael's (OHL)
3.	Danny Bois, RW	97	London (OHL)	2.	Peter Delmas, G	61	Lewiston (QMJHL)
4.	Colt King, LW	130	Guelph (OHL)	4.	Kelsey Tessier, C	110	Quebec (QMJHL)
5.	Frantisek Skladany, LW	143	Boston Univ. (H-East)	5.	Mark Oliver, C	140	Northern Mich. U. (CCHA)
5.	Cody McCormick, C/W	144	Belleville (OHL)	6.	Joel Chouinard, D	167	Victoriaville (QMJHL)
5.	Mikko Viitanen, D	149	Ahmat (Fin. D.1)	6.	Jonas Holos, D	170	Sarpsborg (Norway)
5.	Pierre-Luc Emond, C	165	Drummondville (QMJHL)	7.	Nathan Condon, C	200	Wausau (Wisc.) H.S.
6.	Scott Horvath, RW	184	Mass-Amherst (H-East)	<b>2009</b>			
6.	Charlie Stevens, C/RW	196	Guelph (OHL)	1.	Matt Duchene, C	3	Brampton (OHL)
7.	Marek Svatos, RW	227	Kootenay (WHL)	2.	Ryan O'Reilly, C	33	Erie (OHL)
<b>2002</b>				2.	Stefan Elliott, D	49	Saskatoon (WHL)
1.	Jonas Johansson, W	28	HV71 (Sweden)	3.	Tyson Barrie, D	64	Kelowna (WHL)
2.	Johnny Boychuk, D	61	Calgary (WHL)	5.	Kieran Millan, G	124	Boston Univ. (Hockey East)
3.	Eric Lundberg, D	94	Providence College (H-East)	6.	Brandon Maxwell, G	154	U.S. Nat'l U-18 (USA)
4.	Mikko Kalteva, D	107	Jokerit Jr. (Finland)	7.	Gus Young, D	184	Nobles (Mass.) H.S.
4.	Tom Gilbert, D	129	Chicago (USHL)	<b>2010</b>			
5.	Tyler Weiman, G	164	Tri-City (WHL)	1.	Joey Hishon, C	17	Owen Sound (OHL)
6.	Taylor Christie, D	195	Bowling Green (CCHA)	2.	Calvin Pickard, G	49	Seattle (WHL)
7.	Ryan Steeves, C/W	227	Yale University (ECAC)	3.	Michael Bourinval, LW	71	Shawinigan (QMJHL)
8.	Sergei Shemetov, W	258	Yaroslavl (Russia)	4.	Stephen Silas, D	95	Belleville (OHL)
9.	Sean Collins, LW	289	Univ. of New Hamp (H-East)	4.	Sami Aittokallio, G	107	Iives Jr. (Finland Jr.)
<b>2003</b>				5.	Troy Rutkowski, D	137	Portland (WHL)
2.	David Liffiton, D	63	Plymouth (OHL)	5.	Luke Walker, RW	139	Portland (WHL)
4.	David Svagrovsky, RW	131	Seattle (WHL)	7.	Luke Moffatt, C	197	U.S. Nat'l U-18 (USA NTDP)
5.	Mark McCutcheon, C	146	New England (EJHL)	<b>2011</b>			
5.	Brad Richardson, C	163	Owen Sound (OHL)	1.	Gabriel Landeskog, LW	2	Kitchener (OHL)
7.	Linus Videll, LW	204	Soderstalje Jr. (SWEDEN)	1.	Duncan Siemens, D	11	Saskatoon (WHL)
7.	Brett Hemingway, LW	225	Coquitlam (BCHL)	4.	Joachim Nermark, C	93	Linköping Jr. (Sweden)
8.	Darryl Yacboski, D	257	Regina (WHL)	5.	Garrett Meurs, C	123	Plymouth (OHL)
9.	David Jones, RW	288	Coquitlam (BCHL)	6.	Gabriel Beaupre, D	153	Val-d'Or (QMJHL)
<b>2004</b>				7.	Dillon Donnelly, D	183	Shawinigan (QMJHL)
1.	Wojtek Wolski, LW	21	Brampton (OHL)	<b>2012</b>			
2.	Victor Oreskovich, RW	55	Green Bay (USHL)	2.	Mitchell Heard, C	41	Plymouth (OHL)
3.	Denis Parshin, RW	72	CSKA 2 (Russia)	3.	Troy Bourke, LW	72	Prince George (WHL)
5.	R. Demen-Willamaue, D	154	Frolunda Jr. (Sweden)	5.	Michael Clarke, C	132	Windsor (OHL)
6.	Derek Peltier, D	184	Cedar Rapids (USHL)	6.	Joseph Blandisi, C/RW	162	Owen Sound (OHL)
6.	Ian Keserich, G	215	Cleveland (NAHL)	7.	Colin Smith, C	192	Kamloops (WHL)
6.	Brandon Yip, RW	239	Coquitlam (BCHL)	<b>2013</b>			
8.	J.D. Corbin, LW	249	Univ. of Denver (WCHA)	1.	Nathan MacKinnon, C	1	Halifax (QMJHL)
9.	Stephen McClellan, D	281	Catholic Memorial (USHS)	2.	Chris Bigras, D	32	Owen Sound (OHL)
<b>2005</b>				3.	Spencer Martin, G	63	Mississauga (OHL)
2.	Ryan Stoa, C	34	U.S. Nat'l U-18 (USA)	4.	Mason Geertsen, D	93	Vancouver (WHL)
2.	Paul Stastny, C	44	Univ. of Denver (WCHA)	5.	Will Butcher, D	123	U.S. Nat'l U-18 (USA NTDP)
2.	Tom Fritsche, LW	47	Ohio State Univ. (CCHA)	6.	Ben Storm, D	153	Muskegon (USHL)
3.	Chris Durand, C	52	Seattle (WHL)	7.	Wilhelm Westlund, D	183	Farjestad (Sweden)
3.	T.J. Hensick, C	88	Univ. of Michigan (CCHA)	<b>2014</b>			
4.	Ray Macias, D	124	Kamloops (WHL)	1.	Conner Bleackley, C	23	Red Deer (WHL)
4.	Jason Lynch, D	166	Spokane (WHL)	3.	Kyle Wood, D	84	North Bay (OHL)
6.	Justin Mercier, C/W	168	U.S. Nat'l U-18 (USA)	4.	Nicholas Magyar, RW	93	Kitchener (OHL)
7.	Kyle Cumiskey, D	222	Kelowna (WHL)	4.	Alexis Pepin, LW	114	Gatineau (QMJHL)
<b>2006</b>				5.	Anton Lindholm, D	144	Skillfetta (Sweden)
1.	Chris Stewart, RW	18	Kingston (OHL)	6.	Maximilian Pajpach, G	174	Slovakia U18 (Slovakia)
2.	Nigel Williams, D	51	U.S. Nat'l U-18 (USA)	7.	Julien Nantel, LW/C	204	Rouyn-Noranda (QMJHL)
3.	Codey Burki, C	59	Brandon (WHL)	<b>2015</b>			
3.	Michael Carman, C	81	U.S. Nat'l U-18 (USA)	1.	Mikko Rantanen, RW	10	TPS (Finland)
4.	Kevin Montgomery, D	110	U.S. Nat'l U-18 (USA)	2.	A.J. Greer, LW	39	Boston Univ. (Hockey East)
7.	Billy Sauer, G	201	Univ. of Michigan (CCHA)	2.	Nicolas Meloche, D	40	Baie-Comeau (QMJHL)
<b>2007</b>				3.	J.C. Beaudin, C	71	Rouyn-Noranda (QMJHL)
1.	Kevin Shattenkirk, D	14	U.S. Nat'l U-18 (USA)	4.	Andrei Mironov, D	101	Dynamic Moscow (Russia)
2.	Colby Cohen, D	45	Lincoln (USHL)	6.	Sergei Boikov, D	161	Drummondville (QMJHL)
2.	Trevor Cann, G	49	Peterborough (OHL)	7.	Gustav Olhaver, C	191	Rogle Jr. (Sweden)
2.	T.J. Galiardi, LW	55	Dartmouth (ECAC)	<b>2016</b>			
4.	Brad Malone, C	105	Sioux Falls (USHL)	1.	Tyson Jost, C	10	Penticton (BCHL)
4.	Kent Patterson, G	113	Cedar Rapids (USHL)	2.	Cameron Morrison, LW	40	Youngstown (USHL)
5.	Paul Carey, C	135	Salisbury CT High (USHS)	3.	Josh Anderson, D	71	Prince George (WHL)
6.	Jens Hellgren, D	155	Frolunda Jr. (Sweden)	5.	Adam Werner, G	131	Farjestad Jr. (Sweden)
7.	Johan Alcen, W	195	Brynäs (Sweden)	6.	Nathan Clurman, D	161	Culver Academy (USHS)
				7.	Travis Barron, LW	191	Ottawa (OHL)

# AMATEUR DRAFT PICKS

RD	PLAYER	CHOICE	TEAM	RD	PLAYER	CHOICE	TEAM
<b>2017</b>				<b>2018</b>			
1.	Cale Makar, D	4	Brooks (AJHL)	1.	Martin Kaut, RW	16	Pardubice (Czech)
2.	Conor Timmins, D	32	Sault Ste. Marie (OHL)	3.	Justus Annunen, G	64	Karpat Jr. (Finland)
4.	Nick Henry, RW	94	Regina (WHL)	3.	Sampo Ranta, LW	78	Sioux City (USHL)
4.	Petr Kvaca, G	114	Ceske Budejovice (Czech)	4.	Tyler Weiss, LW/C	109	U.S. Nat'l U-18 (USA NTDP)
5.	Igor Shyrev, C	125	Magnitogorsk (Russia)	5.	Brandon Saigeon, C	140	Hamilton (OHL)
6.	Denis Smirnov, LW	156	Penn State (Big Ten)	5.	Danila Zhuravlyov, D	146	Irbis Kazan (Russia Jr.)
7.	Nick Leivermann, D	187	Eden Prairie (USHS)	6.	Nikolai Kovalenko, RW	171	Yaroslavl 2 (Russia Jr.)
				7.	Shamil Shmakov, G	202	Novosibirsk 2 (Russia Jr.)



The Avalanche selected Martin Kaut with the 16th overall pick in the 2018 NHL Draft

# YEAR-BY-YEAR PLAYER STATISTICS

## 1979-80 QUEBEC NORDIQUES

25-44-11, 61 points, 5th Adams Div.



PLAYER	GP	G	A	PTS	PIM
Real Cloutier	67	42	47	89	12
Marc Tardif	58	33	35	68	30
Michel Goulet	77	22	32	54	48
Robbie Florek	52	16	33	51	28
Richard Leduc	75	21	27	48	49
Ron Chipperfield	(QUE) 12	4	4	8	8
	(EDM) 67	18	19	37	24
	(NHL) 79	22	23	45	32
Dale Hoganson	77	4	36	40	31
Jamie Hislop	80	19	20	39	6
Bob Fitchner	70	11	20	31	59
Pierre Lacroix	76	9	21	30	45
Gerry Hart	71	3	23	26	59
Serge Bernier	32	8	14	22	31
Garry Larivière	73	2	19	21	56
Paul Baxter	61	7	13	20	145
Pierre Plante	69	4	14	18	68
Alain Cote	41	5	11	16	13
Reggie Thomas	39	9	7	16	6

PLAYER	GP	G	A	PTS	PIM
Jacques Richard	14	3	12	15	4
Wally Weir	73	3	12	15	133
Blair Stewart	30	8	6	14	15
Curt Brackenbury	63	6	8	14	55
John Smrke	30	3	5	8	2
Roland Cloutier	14	2	3	5	2
Barry Legge	31	0	3	3	8
Ron Low	15	0	2	2	0
Paul Stewart	20	2	0	2	74
Louis Steigher	2	0	1	1	0
Greg Tebbutt	2	0	1	1	4
Gilles Bilodeau	9	0	1	1	25
John C. Stewart	2	0	0	0	0
Terry Johnson	3	0	0	0	2
Terry Martin	3	0	0	0	0
Francois Lacombe	3	0	0	0	2
David Farrish	4	0	0	0	0
Bernie Saunders	4	0	0	0	0
Richard David	10	0	0	0	2

GOALIE	GP	MNS	GA	SO	GAA	W-L-T
Michel Dion	50	2773	171	2	3.70	15-25-6
Ron Low	15	828	51	0	3.70	5-7-2

GOALIE	GP	MNS	GA	SO	GAA	W-L-T
Goran Hogosta	21	1199	83	1	4.15	5-12-3

## 1980-81 QUEBEC NORDIQUES

30-32-18, 78 points, 4th Adams Div.



PLAYER	GP	G	A	PTS	PIM
Peter Stastny	77	39	70	109	37
Jacques Richard	78	52	51	103	39
Anton Stastny	80	39	46	85	12
Robbie Florek	78	24	49	73	105
Michel Goulet	76	32	39	71	45
Dale Hunter	80	19	44	63	226
Marc Tardif	63	23	31	54	35
Jamie Hislop	50	19	22	41	15
Pierre Lacroix	61	5	34	39	54
Real Cloutier	34	15	16	31	18
Alain Cote	51	8	18	26	64
Mario Marois	(QUE) 11	0	7	7	20
	(VAN) 50	4	12	16	112
	(NYR) 8	1	2	3	46
	(NHL) 69	5	21	26	183
David Pichette	46	4	16	20	62
Dale Hoganson	61	3	14	17	32
Garry Larivière	52	3	13	16	50
Wally Weir	54	6	8	14	77

PLAYER	GP	G	A	PTS	PIM
Andre Dupont	63	5	8	13	93
Richard Leduc	29	3	7	10	6
Normand Rochefort	56	3	7	10	51
Serge Bernier	46	2	8	10	18
John Wensink	53	6	3	9	124
John Paddock	32	2	5	7	25
Kim Clackson	(QUE) 61	0	5	5	204
	(CGY) 29	0	0	0	4
	(NHL) 14	0	5	4	6
Daniel Bouchard	(QUE) 43	0	4	4	10
	(NHL) 11	1	1	2	9
Lee Norwood	11	1	1	2	9
Bob Fitchner	8	1	0	1	0
Gaston Therrien	14	0	7	7	6
Ron Chipperfield	4	0	1	1	2
Bernie Saunders	6	0	1	1	8
Terry Johnson	13	0	1	1	46
Michel Plasse	33	0	1	1	0
Pierre Aubry	1	0	0	0	0
Gerry Hart	6	0	0	0	10

GOALIE	GP	MNS	GA	SO	GAA	W-L-T
Michel Plasse	33	1933	118	0	3.66	10-14-9
Michel Dion	12	688	61	0	5.32	0-8-3

GOALIE	GP	MNS	GA	SO	GAA	W-L-T
Daniel Bouchard	29	1740	92	2	3.17	19-5-5
Ron Grahame	8	439	40	0	5.47	1-5-1

## 1981-82 QUEBEC NORDIQUES

33-31-16, 82 points, 4th Adams Div.



PLAYER	GP	G	A	PTS	PIM
Peter Stastny	80	46	93	139	91
Real Cloutier	67	37	60	97	34
Marian Stastny	74	35	54	89	27
Michel Goulet	80	42	42	84	48
Anton Stastny	68	26	46	72	16
Dale Hunter	80	22	50	72	272
Wilfrid Paiement	(QUE) 8	7	6	13	18
	(TOR) 69	18	40	58	203
	(NHL) 77	25	46	71	221
Marc Tardif	75	39	31	70	55
Mario Marois	71	11	32	43	161
Jacques Richard	59	15	26	41	77
Miroslav Frycer	49	20	17	37	47
David Pichette	67	7	30	37	152
Alain Cote	79	15	16	31	82
Pat Hickey	7	0	1	1	4
	(TOR) 1	0	0	0	0
	(NYR) 53	15	14	29	32
	(NHL) 61	15	15	30	36
Pierre Lacroix	68	4	23	27	74
Pierre Aubry	62	10	13	23	27
Normand Rochefort	72	4	14	18	115

PLAYER	GP	G	A	PTS	PIM
Andre Dupont	60	4	12	16	100
Jere Gillis	(QUE) 12	2	1	3	0
	(NYR) 26	3	9	12	16
	(NHL) 38	5	10	15	16
Robbie Florek	19	1	8	9	4
Wally Weir	62	3	5	8	173
Basil McRae	20	4	3	7	69
Jean Hamel	40	1	6	7	32
Gaston Therrien	14	0	7	7	6
Dale Hoganson	30	0	6	6	16
Daniel Bouchard	60	0	3	3	36
Richard David	5	1	1	2	4
Terry Johnson	6	0	1	1	5
Michel Plasse	8	0	1	1	0
John Garrett	(QUE) 12	0	0	0	0
	(HFD) 16	0	1	1	2
	(NHL) 28	0	1	1	2
Lee Norwood	2	0	0	0	2
Christian Tanguay	2	0	0	0	0
Michel Bolduc	3	0	0	0	0
Louis Steigher	8	0	0	0	0

GOALIE	GP	MNS	GA	SO	GAA	W-L-T
Daniel Bouchard	60	3572	230	1	3.86	27-22-11
Michel Plasse	8	388	35	0	5.41	2-3-1

GOALIE	GP	MNS	GA	SO	GAA	W-L-T
John Garrett	12	720	62	0	5.16	4-5-3
Clint Malarchuk	2	120	14	0	7.00	0-1-1

# YEAR-BY-YEAR PLAYER STATISTICS

## 1982-83 QUEBEC NORDIQUES

34-34-12, 80 points, 4th Adams Div.



PLAYER	GP	G	A	PTS	PIM
Peter Stastny	75	47	77	124	78
Michel Goulet	80	57	48	105	51
Anton Stastny	79	32	60	92	25
Marian Stastny	60	36	43	79	32
Real Cloutier	68	28	39	67	30
Wilfrid Paiement	80	26	38	64	170
Dale Hunter	80	17	46	63	206
Marc Tardif	76	21	31	52	34
Alain Cote	79	12	28	40	45
Louis Sleigher	51	14	10	24	49
David Pichette	53	3	21	24	49
Jacques Richard	35	9	14	23	40
Normand Rochefort	62	6	17	23	6
Pierre Aubry	75	7	9	16	46
Wally Weir	58	5	11	16	135
Andre Dupont	46	3	12	15	69
Pat Price	(QUE) 14	1	2	3	28
	(PIT) 38	1	11	12	104
	(NHL) 52	2	13	15	132
Mario Marois	36	2	12	14	108
Randy Moller	75	2	12	14	145
Michel Bolduc	7	0	0	0	6

PLAYER	GP	G	A	PTS	PIM
Blake Wesley	(QUE) 52	4	8	12	84
	(HFD) 22	0	1	1	46
	(NHL) 74	4	9	13	130
Rick Lapointe	43	2	9	11	59
Jean Hamel	51	2	7	9	38
Tim Tootky	12	1	6	7	4
Richard David	16	3	3	6	4
Anders Eldebrink	(QUE) 12	1	2	3	8
	(VAN) 5	1	1	2	0
	(NHL) 17	2	3	5	8
Pierre Lacroix	13	0	5	5	6
Daniel Bouchard	50	0	4	4	8
Basil McRae	22	1	1	2	59
Paul Gillis	7	0	2	2	2
Dennis Sobchuk	2	0	1	1	2
John Garrett	17	1	0	1	2
Jean-Marc Gaulin	1	0	0	0	0
Mike Eagles	2	0	0	0	2
David Shaw	2	0	0	0	0
Terry Johnson	3	0	0	0	2
Gaston Therrien	5	0	0	0	4

GOALIE	GP	MNS	GA	SO	GAA	W-L-T
Daniel Bouchard	50	2947	197	1	4.01	20-21-8
Clint Malarchuk	15	900	71	0	4.73	8-5-2

GOALIE	GP	MNS	GA	SO	GAA	W-L-T
John Garrett	17	953	64	0	4.03	6-8-2

## 1983-84 QUEBEC NORDIQUES

42-28-10, 94 points, 3rd Adams Div.



PLAYER	GP	G	A	PTS	PIM
Michel Goulet	75	56	66	122	76
Peter Stastny	80	46	73	119	73
Dale Hunter	77	24	55	79	232
Wilfrid Paiement	80	39	37	76	121
Anton Stastny	69	25	37	62	14
Marian Stastny	68	20	32	52	26
Tony McKegney	75	24	27	51	23
Mario Marois	80	13	36	49	151
Andre Savard	60	20	24	44	38
Alain Cote	77	19	24	43	41
Bo Berglund	44	15	19	34	20
Louis Sleigher	(STL) 25	1	16	17	32
Andre Dore	(QUE) 55	3	12	15	58
	(NHL) 80	4	28	32	83
Pat Price	72	3	25	28	188
Jean-Francois Sauve	39	10	17	27	2
Normand Rochefort	75	2	22	24	47

PLAYER	GP	G	A	PTS	PIM
Randy Moller	74	4	14	18	147
Paul Gillis	57	8	9	17	59
Rick Lapointe	22	2	9	11	12
Blake Wesley	46	2	8	10	75
David Pichette	23	2	7	9	12
John Van Boxmeer	18	5	3	8	12
Wally Weir	25	2	3	5	17
Gord Donnelly	37	0	5	5	60
Jimmy Mann	(QUE) 22	1	1	2	42
	(NHL) 16	0	1	1	54
Daniel Bouchard	(NHL) 38	1	2	3	96
Pierre Aubry	57	0	3	3	19
Clint Malarchuk	23	0	1	1	9
Jim Dobson	1	0	0	0	0
David Shaw	3	0	0	0	0
Mario Gosselin	3	0	0	0	2
Jean-Marc Gaulin	2	0	0	0	0

GOALIE	GP	MNS	GA	SO	GAA	W-L-T
Daniel Bouchard	57	3313	178	1	3.22	29-18-8
Mario Gosselin	3	148	3	1	1.21	2-0-0

GOALIE	GP	MNS	GA	SO	GAA	W-L-T
Clint Malarchuk	22	1215	80	0	3.95	10-9-2
Brian Ford	3	125	13	0	6.34	1-1-0

## 1984-85 QUEBEC NORDIQUES

41-30-9, 91 points, 2nd Adams Div.



PLAYER	GP	G	A	PTS	PIM
Peter Stastny	75	32	68	100	95
Michel Goulet	69	55	40	95	55
Anton Stastny	79	38	42	80	30
Dale Hunter	80	20	52	72	209
Brent Ashton	(QUE) 49	4	7	11	53
	(MIN) 29	4	4	8	15
	(NHL) 78	31	31	62	53
Wilfrid Paiement	68	23	28	51	167
Mario Marois	76	6	37	43	91
Paul Gillis	77	14	28	42	171
Jean-Francois Sauve	64	13	29	42	21
Brad Maxwell	(QUE) 50	7	24	31	119
	(MIN) 18	3	7	10	53
	(NHL) 68	10	31	41	172
Bruce Bell	75	6	31	37	44
Alain Cote	80	13	22	35	31
Randy Moller	79	7	22	29	120
Alain Lemieux	(QUE) 30	11	11	22	12
	(STL) 19	4	2	6	0
	(NHL) 49	15	13	28	12
Pat Price	68	1	26	27	118

PLAYER	GP	G	A	PTS	PIM
Normand Rochefort	73	3	21	24	74
Tony McKegney	30	12	9	21	12
Marian Stastny	50	7	14	21	4
Andre Savard	36	9	10	19	8
Mark Kumpel	42	8	7	15	26
Jean-Marc Gaulin	22	3	3	6	8
Luc Dufour	30	3	3	6	27
Bo Berglund	12	4	1	5	6
Jimmy Mann	25	0	4	4	54
Louis Sleigher	6	1	2	3	0
Peter Loob	8	1	2	3	0
Blake Wesley	21	0	2	2	28
Daniel Bouchard	29	0	2	2	2
Wayne Groulx	1	0	0	0	0
Claude Julien	1	0	0	0	0
Ed Lee	2	0	0	0	5
Roger Hagglund	3	0	0	0	0
Yvon Vautour	5	0	0	0	2
David Shaw	14	0	0	0	11
Gord Donnelly	22	0	0	0	33

GOALIE	GP	MNS	GA	SO	GAA	W-L-T
Mario Gosselin	35	1960	109	1	3.24	19-9-3
Richard Sevigny	20	1104	62	1	3.37	10-6-2

GOALIE	GP	MNS	GA	SO	GAA	W-L-T
Daniel Bouchard	30	1798	103	0	3.44	12-14-4

# YEAR-BY-YEAR PLAYER STATISTICS

## 1985-86 QUEBEC NORDIQUES

43-31-6, 92 points, 1st Adams Div.



PLAYER	GP	G	A	PTS	PIM
Peter Stastny	76	41	81	122	60
Michel Goulet	75	53	51	104	64
Anton Stastny	74	31	43	74	19
Dale Hunter	80	28	42	70	265
Brent Ashton	77	26	32	58	66
Jean-Francois Sauve	75	16	40	56	20
John Anderson	65	21	28	49	26
Paul Gillis	80	19	24	43	203
Robert Picard	(QUE) 48	7	27	34	36
	(WPG) 20	2	5	7	17
	(NHL) 68	9	32	41	53
Risto Siltanen	(QUE) 13	2	5	7	6
	(HFD) 52	8	22	30	30
	(NHL) 65	10	27	37	36
Alain Cote	(HFD) 65	10	27	37	36
	(NHL) 78	13	21	34	29
Peter Andersson	(QUE) 12	1	8	9	4
	(WSH) 61	6	16	22	36
	(NHL) 73	7	24	31	40
David Shaw	73	7	19	26	78
Steve Patrick	(QUE) 27	4	13	17	17
	(NJR) 28	4	3	7	37
	(NHL) 55	8	16	24	54
Mike Eagles	73	11	12	23	49
Randy Moller	69	5	18	23	141

PLAYER	GP	G	A	PTS	PIM
Mark Kumpel	47	10	12	22	17
Greg Malone	(QUE) 27	3	5	8	18
	(HFD) 22	6	7	13	24
	(NHL) 49	9	12	21	42
Gilbert Delorme	64	2	18	20	51
Wilfrid Palement	44	7	12	19	145
Pat Price	54	3	13	16	82
Mario Marois	20	1	12	13	42
Wayne Babych	(QUE) 15	6	5	11	18
	(PIT) 2	0	0	0	0
	(NHL) 17	6	5	11	18
Normand Rochefort	26	5	4	9	30
Daniel Poudrier	13	1	5	6	10
Jeff Brown	8	3	2	5	6
Gord Donnelly	36	2	2	4	85
Mario Gosselin	31	0	3	3	2
Jimmy Mann	35	0	3	3	148
Clint Malarchuk	46	0	2	2	21
Jean-Marc Gaulin	1	1	0	1	0
Trevor Steinburg	2	1	0	1	0
Claude Julien	13	0	1	1	25
Steven Finn	17	0	1	1	28
Dave Latta	1	0	0	0	0
Alain Lemieux	7	0	0	0	8

GOALIE	GP	MNS	GA	SO	GAA	W-L-T
Clint Malarchuk	46	2657	142	4	3.21	26-12-4
Mario Gosselin	31	1726	111	2	3.86	14-14-1

GOALIE	GP	MNS	GA	SO	GAA	W-L-T
Richard Sevigny	11	468	33	0	4.23	3-5-1

## 1986-87 QUEBEC NORDIQUES

31-39-10, 72 points, 4th Adams Div.



PLAYER	GP	G	A	PTS	PIM
Michel Goulet	75	49	47	96	61
Peter Stastny	64	24	53	77	43
John Ogradnick	(QUE) 32	11	16	27	4
	(DET) 39	12	28	40	6
	(NHL) 71	23	44	67	10
Anton Stastny	77	27	35	62	8
Brent Ashton	46	25	19	44	17
Paul Gillis	76	13	26	39	267
Dale Hunter	46	10	29	39	135
Risto Siltanen	66	10	29	39	32
Alain Cote	80	12	24	36	38
Mike Eagles	73	13	19	32	55
Jeff Brown	44	7	22	29	16
Jason Lafreniere	56	13	15	28	8
Robert Picard	78	8	20	28	71
Doug Shedden	(QUE) 16	0	2	2	8
	(DET) 33	6	12	18	6
	(NHL) 49	6	14	20	14
David Shaw	(QUE) 33	9	5	14	149
	(DET) 36	2	2	4	193
	(NHL) 69	11	7	18	342
Bill Derlago	(QUE) 18	3	5	8	6
	(WPG) 30	3	6	9	12
	(COL) 48	6	11	17	18

PLAYER	GP	G	A	PTS	PIM
Lane Lambert	(QUE) 15	5	5	10	18
	(NJR) 18	2	2	4	33
	(NHL) 33	7	8	15	51
Normand Rochefort	70	6	9	15	46
Mike Hough	56	6	8	14	79
Randy Moller	71	5	9	14	144
Ken Quinney	25	2	7	9	16
Mark Kumpel	40	1	8	9	16
Steven Finn	36	2	5	7	40
Pat Price	47	0	6	6	81
Jean Francois Sauve	14	2	3	5	4
Max Middendorf	6	1	4	5	4
Mario Gosselin	30	0	3	3	20
Gilbert Delorme	19	2	0	2	14
Richard Zemlak	21	0	2	2	47
Gord Donnelly	38	0	2	2	143
Clint Malarchuk	54	0	2	2	37
Trevor Steinburg	6	1	0	1	12
Greg Malone	6	0	1	1	0
Yves Heroux	1	0	0	0	0
Scott Shaunessy	3	0	0	0	7
Richard Sevigny	4	0	0	0	14
Daniel Poudrier	6	0	0	0	0

GOALIE	GP	MNS	GA	SO	GAA	W-L-T
Clint Malarchuk	54	3092	175	1	3.40	18-26-9
Richard Sevigny	4	144	11	0	4.58	0-2-0

GOALIE	GP	MNS	GA	SO	GAA	W-L-T
Mario Gosselin	30	1625	86	0	3.18	13-11-1

## 1987-88 QUEBEC NORDIQUES

32-43-5, 69 points, 5th Adams Div.



PLAYER	GP	G	A	PTS	PIM
Peter Stastny	76	46	65	111	69
Michel Goulet	80	48	58	106	56
Anton Stastny	69	27	45	72	14
Alan Hawthorth	72	23	34	57	112
Jeff Brown	78	16	36	52	64
Gaetan Duchesne	80	24	23	47	83
Lane Lambert	61	13	28	41	98
Jason Lafreniere	40	10	19	29	4
Jeff Jackson	68	9	18	27	103
Terry Carkner	63	3	24	27	159
Tommy Albelin	60	3	23	26	47
Randy Moller	66	3	22	25	169
Alain Cote	76	4	18	22	26
Mike Eagles	76	10	10	20	74
Paul Gillis	80	7	10	17	164
Robert Picard	65	3	13	16	103
Marc Fortier	27	4	10	14	12

PLAYER	GP	G	A	PTS	PIM
Normand Rochefort	46	3	10	13	49
Steven Finn	75	3	7	10	138
Gord Donnelly	63	4	3	7	301
Mike Hough	17	3	2	5	2
Ken Quinney	15	2	2	4	5
Jean-Marc Richard	4	2	1	3	2
Stu Kulak	14	1	1	2	28
Ron Tugnutt	6	0	1	1	0
Trevor Steinburg	8	0	1	1	24
Ken McRae	1	0	0	0	0
Max Middendorf	1	0	0	0	0
Mike Natyshak	4	0	0	0	0
Daniel Poudrier	6	0	0	0	0
Bobby Dollas	9	0	0	0	2
David Latta	10	0	0	0	0
Mario Brunetta	29	0	0	0	16
Stephane Guerard	30	0	0	0	34

GOALIE	GP	MNS	GA	SO	GAA	W-L-T
Mario Gosselin	54	3002	189	2	3.78	20-28-4
Ron Tugnutt	6	284	16	0	3.38	2-3-0

GOALIE	GP	MNS	GA	SO	GAA	W-L-T
Mario Brunetta	29	1550	96	0	3.72	10-12-1

# YEAR-BY-YEAR PLAYER STATISTICS

## 1988-89 QUEBEC NORDIQUES

27-46-7, 61 points, 5th Adams Div.



PLAYER	GP	G	A	PTS	PIM	
Peter Stastny	72	35	50	85	117	
Walt Poddubny	72	38	37	75	107	
Jeff Brown	78	21	47	68	62	
Michel Goulet	69	26	38	64	67	
Joe Sakic	70	23	39	62	24	
Iiro Jari	75	11	30	41	40	
Paul Gillis	79	15	25	40	163	
Marc Fortier	57	20	19	39	45	
Anton Stastny	55	7	30	37	12	
Gaelan Duchesne	70	8	21	29	56	
Bandy Moller	74	7	22	29	136	
Robert Picard	74	7	14	21	61	
Mike Hough	46	9	10	19	39	
Ken McPae	37	6	11	17	68	
Mario Marois	42	2	11	13	101	
(QUE)	7	1	1	2	17	
(WPG)	49	3	12	15	118	
(NHL)	71	4	5	13	71	
Curtis Leschyshyn	24	4	8	12	4	
David Latta						
<b>GOALIE</b>	<b>GP</b>	<b>MNS</b>	<b>GA</b>	<b>SO</b>	<b>GAA</b>	<b>W-L-T</b>
Mario Gosselin	39	2064	146	0	4.24	11-19-3
Bob Mason	22	1168	92	0	4.73	5-14-1

PLAYER	GP	G	A	PTS	PIM	
Jeff Jackson	33	4	6	10	28	
Alain Cole	55	2	3	9	14	
Trevor Steinburg	53	6	8	19	125	
Steven Finn	77	2	6	8	235	
Tommy Albelin	14	2	4	6	27	
Gord Donnelly	16	4	0	4	46	
Darin Kimble	26	3	1	4	149	
Lane Lambert	13	2	2	4	23	
Jari Gronstrand	25	1	3	4	14	
Mark Vermette	12	0	4	4	7	
Bobby Dolas	16	0	3	3	16	
Ron Tugnutt	26	0	3	3	2	
Dean Hopkins	5	0	2	2	4	
Mario Gosselin	39	0	2	2	6	
Greg Smyth	10	0	1	1	70	
Bob Mason	22	0	1	1	2	
Scott Shaunessy	4	0	0	0	16	
Joel Ballarگون	5	0	0	0	4	
Jacques Mailhot	5	0	0	0	33	
<b>GOALIE</b>	<b>GP</b>	<b>MNS</b>	<b>GA</b>	<b>SO</b>	<b>GAA</b>	<b>W-L-T</b>
Ron Tugnutt	26	1367	82	0	3.60	10-10-3
Mario Brunetta	5	226	19	0	5.04	1-3-0

## 1989-90 QUEBEC NORDIQUES

12-61-7, 31 points, 5th Adams Div.



PLAYER	GP	G	A	PTS	PIM	
Joe Sakic	82	29	63	102	27	
Peter Stastny	60	24	38	62	24	
Michel Goulet	57	16	29	45	42	
Michel Petit	63	12	24	36	215	
Guy Lafleur	39	12	22	34	4	
Tony McKeegney	(QUE)	48	16	11	27	45
(DET)	14	2	1	3	8	
(NHL)	62	18	12	30	53	
Marc Fortier	59	13	17	30	28	
Tony Hrkac	(QUE)	22	4	8	12	2
(STL)	28	5	12	17	8	
(NHL)	50	9	20	29	10	
Mike Hough	43	13	13	26	84	
Claude Loiselle	72	11	14	25	104	
Paul Gillis	71	8	14	22	234	
Jeff Jackson	65	8	12	20	71	
Iiro Jari	41	7	13	20	18	
Joe Cirella	56	4	14	18	67	
Mario Marois	67	3	15	18	104	
Lucien Deblois	70	9	8	17	45	
Jeff Brown	29	6	10	16	18	
Ken McPae	66	7	8	15	191	
Bryan Fogarty	45	4	10	14	31	
Steven Finn	64	5	9	12	208	
Brian Lawton	14	0	6	11	10	
Craig Wolanin	13	0	3	3	10	
<b>GOALIE</b>	<b>GP</b>	<b>MNS</b>	<b>GA</b>	<b>SO</b>	<b>GAA</b>	<b>W-L-T</b>
Ron Tugnutt	35	1978	152	0	4.61	5-24-3
Greg Millen	18	1080	95	0	5.28	3-14-1
Scott Gordon	10	597	53	0	5.33	2-8-0
Sergei Mylnikov	10	568	47	0	4.96	1-7-2

PLAYER	GP	G	A	PTS	PIM	
Everett SaniPASS	(NJD)	37	1	7	8	47
(NHL)	50	1	10	11	57	
(QUE)	9	3	3	6	8	
(CHI)	12	2	2	4	17	
(NHL)	21	5	5	10	25	
Darin Kimble	44	5	5	10	185	
Curtis Leschyshyn	68	2	6	8	44	
Mark Vermette	11	1	5	6	8	
Mario Doyon	9	2	3	5	6	
Daniel Dore	16	2	3	5	59	
Robert Picard	24	0	5	5	28	
Greg C. Adams	7	1	3	4	17	
Stephane Morin	6	0	2	2	2	
Jaroslav Sevcik	13	0	2	2	2	
Brent Severny	35	0	2	2	42	
Jari Gronstrand	7	0	1	1	2	
Daniel Vincelette	(QUE)	12	0	1	29	
(CHI)	2	0	0	0	4	
(NHL)	13	0	1	1	29	
Jamie Baker	1	0	0	0	0	
Kevin Kaminski	1	0	0	0	0	
Jean-Marc Richard	1	0	0	0	0	
Max Middendorp	3	0	0	0	0	
Stephane Guearard	4	0	0	0	0	
Jean-Marc Routhier	8	0	0	0	9	
Greg Smyth	13	0	0	0	57	
<b>GOALIE</b>	<b>GP</b>	<b>MNS</b>	<b>GA</b>	<b>SO</b>	<b>GAA</b>	<b>W-L-T</b>
Stephane Fiset	6	342	34	0	5.96	0-5-1
Mario Brunetta	6	191	13	0	4.08	1-2-0
John Tanner	1	60	3	0	3.00	0-1-0

## 1990-91 QUEBEC NORDIQUES

16-50-14, 46 points, 5th Adams Div.



PLAYER	GP	G	A	PTS	PIM	
Joe Sakic	80	48	61	109	24	
Mats Sundin	80	23	36	59	58	
Tony Hrkac	70	16	32	48	16	
Stephane Morin	48	13	27	40	28	
Tony McKeegney	50	17	16	33	44	
Mike Hough	63	13	20	33	111	
Bryan Fogarty	45	9	22	31	24	
Guy Lafleur	59	12	16	28	2	
Steven Finn	71	6	13	19	228	
Craig Wolanin	80	5	13	18	89	
Scott Pearson	(QUE)	35	11	4	15	84
(TOR)	12	0	0	0	20	
(NHL)	47	11	4	15	104	
Claude Loiselle	59	5	10	15	86	
Shawn Anderson	31	3	10	13	21	
Owen Nolan	59	3	10	13	109	
Alexei Gusarov	36	3	9	12	12	
Joe Cirella	39	2	10	12	59	
Randy Velischeck	79	2	10	12	42	
Michel Petit	19	4	7	11	47	
Mike McNeill	(QUE)	14	2	5	7	4
(CHI)	23	2	2	4	6	
(NHL)	47	4	7	11	10	
Paul Gillis	49	3	8	11	91	
Everett SaniPASS	29	5	5	10	41	
<b>GOALIE</b>	<b>GP</b>	<b>MNS</b>	<b>GA</b>	<b>SO</b>	<b>GAA</b>	<b>W-L-T</b>
Ron Tugnutt	56	3144	212	0	4.05	12-29-10
Scott Gordon	13	485	48	0	5.94	0-8-0
Stephane Fiset	3	186	12	0	3.87	0-2-1

PLAYER	GP	G	A	PTS	PIM	
Herb Raglan	(QUE)	15	1	3	4	30
(STL)	32	3	3	6	52	
(NHL)	47	4	6	10	82	
Curtis Leschyshyn	55	3	7	10	49	
Aaron Broten	20	5	4	9	6	
Kip Miller	14	4	3	7	7	
Ken Quinney	19	3	4	7	2	
Mark Vermette	34	3	4	7	10	
Darin Kimble	35	2	5	7	114	
Jeff Jackson	10	3	1	4	4	
Claude Lapointe	13	2	2	4	4	
Lucien Deblois	14	2	2	4	13	
Marc Fortier	14	0	4	4	6	
Jamie Baker	18	2	0	2	8	
Wayne Van Dorp	4	1	0	1	30	
Dan Vincelette	16	0	1	1	38	
Daniel Dore	1	0	0	0	0	
Dave Latta	1	0	0	0	0	
Greg Smyth	1	0	0	0	0	
Dan Lambert	1	0	0	0	0	
Bruce Major	4	0	0	0	0	
Steve Roberge	9	0	0	0	0	
Mario Doyon	12	0	0	0	4	
Ken McPae	12	0	0	0	36	
Tony Twist	24	0	0	0	104	
<b>GOALIE</b>	<b>GP</b>	<b>MNS</b>	<b>GA</b>	<b>SO</b>	<b>GAA</b>	<b>W-L-T</b>
Jacques Cloutier	15	829	61	0	4.41	3-8-2
John Tanner	6	228	16	0	4.21	1-3-1

# YEAR-BY-YEAR PLAYER STATISTICS

## 1991-92 QUEBEC NORDIQUES

20-48-12, 52 points, 5th Adams Div.



PLAYER	GP	G	A	PTS	PIM
Joe Sakic	69	29	65	94	20
Mats Sundin	80	33	43	76	105
Owen Nolan	75	42	31	73	181
Greg Pastawski	80	28	17	45	18
Mike Hough	61	16	22	38	77
Mikhail Tatarinov	66	11	27	38	72
Claude Lapointe	78	13	20	33	86
Doug Small	46	10	18	28	47
Gino Cavallini	(QUE) 18	1	7	8	4
	(STL) 48	9	7	16	40
	(NHL) 66	10	14	24	44
Alexei Gusarov	68	5	18	23	22
Valeri Kamensky	23	7	14	21	14
Herb Raglan	62	6	14	20	120
Jamie Baker	52	7	10	17	32
Curtis Leschystyn	42	5	12	17	42
Dan Lambert	28	6	9	15	22
Kip Miller	36	5	10	15	12
Bryan Fogarty	20	3	12	15	16
Marc Fortier	39	5	9	14	33
John Tonelli	(QUE) 19	2	4	6	14
	(CH) 33	1	7	8	37
	(NHL) 52	3	11	14	51
Craig Wolanin	69	2	11	13	80

GOALIE	GP	MNS	GA	SO	GAA	W-L-T
Ron Tugnutt	30	1583	106	1	4.02	6-17-3
Stephane Fiset	23	1133	71	1	3.76	7-10-2

PLAYER	GP	G	A	PTS	PIM
Steven Finn	65	4	7	11	194
Stephane Morin	30	2	8	10	14
Wayne Van Dorp	24	3	5	8	109
Adam Foote	46	2	9	7	44
Bill Lindsay	23	2	4	6	14
Randy Velschek	38	2	3	5	22
Mike McNeill	26	1	4	5	8
Scott Pearson	10	1	2	3	14
Martin Rucinsky	(QUE) 4	1	1	2	2
	(EDM) 2	0	0	0	0
	(NHL) 6	1	1	2	2
John Kordic	18	0	2	2	115
Greg Smyth	29	0	2	2	138
Mark Vermette	10	1	0	1	8
Jon Klemm	4	0	1	1	0
Ken McRae	10	0	1	1	31
Tony Twist	44	0	1	1	164
Don Barber	2	0	0	0	0
Stephane Charbonneau	2	0	0	0	0
David Karpa	4	0	0	0	14
Kevin Kaminsky	5	0	0	0	45
Dave Marcynystyn	5	0	0	0	26
Andy Rymsha	6	0	0	0	23
Jacques Cloutier	26	0	0	0	6

GOALIE	GP	MNS	GA	SO	GAA	W-L-T
Jacques Cloutier	26	1345	88	0	3.93	6-14-3
John Tanner	14	796	46	1	3.47	1-7-4

## 1992-93 QUEBEC NORDIQUES

47-27-10, 104 points, 2nd Adams Div.



PLAYER	GP	G	A	PTS	PIM
Mats Sundin	80	47	67	114	96
Joe Sakic	78	48	57	105	40
Steve Duchesne	82	20	62	82	57
Mike Ricci	77	27	51	78	123
Owen Nolan	73	36	41	77	185
Andrei Kovalenko	81	27	41	68	57
Scott Young	82	30	30	60	20
Martin Rucinsky	77	18	30	48	51
Valeri Kamensky	32	15	22	37	14
Claude Lapointe	74	10	26	36	98
Curtis Leschystyn	82	9	23	32	61
Mike Hough	77	8	22	30	69
Alexei Gusarov	79	8	22	30	57
Gino Cavallini	67	9	15	24	34
Kerry Huffman	52	4	18	22	54

GOALIE	GP	MNS	GA	SO	GAA	W-L-T
Ron Hextall	54	2988	172	0	3.45	29-16-5
Jacques Cloutier	3	154	10	0	3.90	0-2-1

PLAYER	GP	G	A	PTS	PIM
Adam Foote	81	4	12	16	168
Scott Pearson	41	13	1	14	95
Steven Finn	80	5	9	14	160
Bill Lindsay	44	4	9	13	16
Tim Hunter	48	5	3	8	94
Mikhail Tatarinov	28	2	6	8	28
Craig Wolanin	24	1	4	5	49
Chris Simon	16	1	1	2	67
Tony Twist	34	0	2	2	64
Stephane Fiset	37	0	2	2	2
Ron Hextall	54	0	2	2	56
Niklas Andersson	3	0	1	1	2
Leonard Esau	4	0	1	1	2
David Karpa	12	0	1	1	13
Jacques Cloutier	3	0	0	0	0

GOALIE	GP	MNS	GA	SO	GAA	W-L-T
Stephane Fiset	37	1939	110	0	3.44	18-9-4

## 1993-94 QUEBEC NORDIQUES

34-42-8, 76 points, 5th Northeast Div.



PLAYER	GP	G	A	PTS	PIM
Joe Sakic	84	28	64	92	18
Mats Sundin	84	32	53	85	60
Valeri Kamensky	76	28	37	65	42
Mike Ricci	83	30	21	51	113
Scott Young	76	26	25	51	14
Ron Sutter	(QUE) 37	9	13	22	44
	(STL) 36	6	12	18	46
	(NHL) 73	15	25	40	90
Iain Fraser	60	17	20	37	23
Andrei Kovalenko	58	16	17	33	46
Martin Rucinsky	60	9	23	32	58
Bob Bassen	(QUE) 37	11	8	19	55
	(STL) 46	2	7	9	44
	(NHL) 83	13	15	28	99
Claude Lapointe	59	11	17	28	70
Alexei Gusarov	76	5	20	25	38
Curtis Leschystyn	72	5	17	22	65
Garth Butcher	(QUE) 34	3	9	12	67
	(STL) 43	1	6	7	76
	(NHL) 77	4	15	19	143
David Karpa	60	5	12	17	148
Steven Finn	80	4	13	17	159
Craig Wolanin	63	6	10	16	80
Mike McKee	48	3	12	15	41

GOALIE	GP	MNS	GA	SO	GAA	W-L-T
Stephane Fiset	50	2798	158	2	3.39	20-25-4
Jacques Cloutier	14	475	24	0	3.03	3-2-1

PLAYER	GP	G	A	PTS	PIM
Chris Lindberg	37	6	8	14	12
Tommy Sjodin	(QUE) 22	1	9	10	18
	(DAL) 7	0	2	2	4
	(NHL) 29	1	11	12	22
Martin Gellinas	31	6	6	12	8
Brad Werenka	(QUE) 11	0	7	7	8
	(EDM) 15	0	4	4	14
	(NHL) 26	0	11	11	22
Chris Simon	37	4	4	8	132
Adam Foote	45	2	6	8	67
Reggie Savage	17	3	4	7	16
Kerry Huffman	48	0	6	6	28
Paul MacDermid	24	2	3	5	35
Owen Nolan	6	2	2	4	8
Tony Twist	49	0	4	4	101
Stephane Fiset	50	0	3	3	8
Dwayne Norris	4	1	1	2	4
Rene Corbet	9	1	1	2	0
Ed Ward	7	1	0	1	5
Mike Hurlbut	1	0	0	0	0
Aaron Miller	1	0	0	0	0
Paxton Schulte	1	0	0	0	2
Alain Cote	6	0	0	0	4
Jon Klemm	7	0	0	0	4

GOALIE	GP	MNS	GA	SO	GAA	W-L-T
Jocelyn Thibault	29	1504	83	0	3.31	8-13-3
Garth Snow	5	279	16	0	3.44	3-2-0



# YEAR-BY-YEAR PLAYER STATISTICS

## 1994-95 QUEBEC NORDIQUES

30-13-5, 65 points, 1st Northeast Div.



PLAYER	GP	G	A	PTS	PIM
Joe Sakic	47	19	43	62	30
Peter Forsberg	47	15	35	50	16
Owen Nolan	46	30	19	49	46
Scott Young	48	18	21	39	14
Mike Ricci	48	15	21	36	40
Wendel Clark	37	12	18	30	45
Valeri Kamensky	40	10	20	30	22
Bob Bassen	47	12	15	27	33
Andrei Kovalenko	45	14	10	24	31
Uwe Krupp	44	6	17	23	20
Adam Deadmarsh	48	9	8	17	56
Curtis Leschyshyn	44	2	13	15	20
Sylvain Lefebvre	48	2	11	13	17
Claude Lapointe	29	4	8	12	106
Chris Simon	29	3	9	12	106
Martin Rucinsky	20	3	6	9	14

PLAYER	GP	G	A	PTS	PIM
Craig Wolanin	40	3	6	9	40
Adam Foote	35	0	7	4	52
Bill Huard	26	1	2	4	13
(QUE)	26	1	1	2	64
(OTI)	33	3	3	6	77
(NHL)	14	3	1	4	22
Paul MacDermid	13	1	2	3	2
Dwayne Norris	14	1	2	3	2
Alexei Gusarov	14	1	2	3	6
Rene Corbet	8	0	3	3	2
Aaron Miller	9	0	3	3	6
Janne Laukkanen	11	0	3	3	4
Stephane Fiset	32	0	3	3	2
Steven Finn	40	0	3	3	64
Jon Klemm	4	1	0	1	2
David Karpis	2	0	0	0	0
Jocelyn Thibault	18	0	0	0	0

GOALIE	GP	MNS	GA	SO	GAA	W-L-T
Stephane Fiset	32	1879	87	2	2.78	17-10-3
Garth Snow	2		11	0	5.55	1-1-0

GOALIE	GP	MNS	GA	SO	GAA	W-L-T
Jocelyn Thibault	18	898	35	1	2.34	12-2-2

## 1995-96 COLORADO AVALANCHE

47-25-10, 104 points, 1st Pacific Div.



PLAYER	GP	G	A	PTS	PIM
Joe Sakic	82	51	69	120	44
Peter Forsberg	82	30	86	116	47
Valeri Kamensky	81	38	47	85	85
Claude Lemieux	79	39	32	71	117
Scott Young	81	21	39	60	50
Sandis Ozolinsh	(COL)	66	13	37	50
(SJS)	7	1	3	4	4
(NHL)	73	14	40	54	54
Adam Deadmarsh	78	21	27	48	142
Chris Simon	64	16	18	34	250
Stephane Yelle	71	13	14	27	30
Mike Keane	(COL)	55	10	10	20
(MTL)	18	0	7	7	6
(NHL)	73	10	17	27	46
Craig Wolanin	75	7	20	27	50
Mike Ricci	62	6	21	27	52
Troy Murray	63	7	14	21	22
Alexei Gusarov	65	5	15	20	56
Curtis Leschyshyn	77	4	15	19	73

PLAYER	GP	G	A	PTS	PIM	
Dave Hannan	(COL)	4	1	0	1	2
(BUF)	57	6	10	16	30	
(NHL)	61	7	10	17	32	
Adam Foote	73	5	11	16	88	
Sylvain Lefebvre	75	5	11	16	49	
Martin Rucinsky	22	4	11	15	14	
Jon Klemm	56	3	12	15	20	
Rene Corbet	33	3	6	9	33	
Warren Rychel	152	6	2	8	147	
Owen Nolan	9	4	4	8	9	
Uwe Krupp	6	0	3	3	4	
Paul Brousseau	8	1	1	2	2	
Landon Wilson	1	0	0	1	6	
Josef Marha	2	0	1	1	0	
Anders Myrvald	4	0	1	1	6	
Stephane Fiset	37	0	1	1	2	
Claude Lapointe	3	0	0	0	0	
Aaron Miller	5	0	0	0	0	
Patrick Roy	39	0	0	0	4	

GOALIE	GP	MNS	GA	SO	GAA	W-L-T
Patrick Roy	39	2305	103	1	2.68	22-15-1
Jocelyn Thibault	10	558	28	0	3.01	3-4-2

GOALIE	GP	MNS	GA	SO	GAA	W-L-T
Stephane Fiset	37	1012	103	1	2.93	22-6-7

## 1996-97 COLORADO AVALANCHE

49-24-9, 107 points, 1st Pacific Div.



PLAYER	GP	G	A	PTS	PIM	
Peter Forsberg	65	28	58	86	73	
Joe Sakic	65	22	52	74	34	
Sandis Ozolinsh	80	23	45	68	88	
Valeri Kamensky	68	28	38	66	38	
Adam Deadmarsh	78	33	27	60	136	
Keith Jones	(COL)	67	23	20	43	105
(WSH)	11	2	3	5	13	
(NHL)	78	25	23	48	118	
Scott Young	72	18	19	37	14	
Eric Lacroix	81	18	18	36	26	
Mike Ricci	63	13	19	32	59	
Claude Lemieux	45	11	17	28	43	
Rene Corbet	76	12	15	27	67	
Mike Keane	81	10	17	27	63	
Stephane Yelle	79	9	17	26	38	
Jon Klemm	80	9	15	24	37	

PLAYER	GP	G	A	PTS	PIM
Uwe Krupp	60	4	17	21	48
Adam Foote	78	2	19	21	135
Aaron Miller	56	5	12	17	15
Alexei Gusarov	58	2	12	14	28
Sylvain Lefebvre	71	2	11	13	30
Brent Severny	66	1	4	5	193
Curtis Leschyshyn	11	0	5	5	6
Yves Sarault	28	2	1	3	6
Landon Wilson	9	1	2	3	23
Christian Matte	5	1	1	2	0
Craig Billington	23	0	2	2	2
Josef Marha	6	0	1	1	0
Patrick Roy	62	0	1	1	15
Richard Brennan	2	0	0	0	0
Wade Belak	5	0	0	0	11
Eric Messier	21	0	0	0	4

GOALIE	GP	MNS	GA	SO	GAA	W-L-T
Patrick Roy	62	3698	143	7	2.32	38-15-7
Marc Denis	1	60	3	0	3.00	0-1-0

GOALIE	GP	MNS	GA	SO	GAA	W-L-T
Craig Billington	23	1200	53	1	2.65	11-8-2

# YEAR-BY-YEAR PLAYER STATISTICS

## 1997-98 COLORADO AVALANCHE

39-26-17, 95 points, 1st Pacific Div.



PLAYER	GP	G	A	PTS	PIM	PLAYER	GP	G	A	PTS	PIM
Peter Forsberg	72	25	66	91	94	Jon Klemm	67	6	8	14	30
Valeri Kamensky	75	26	40	66	60	Alexei Gusarov	72	4	10	14	42
Joe Sakic	64	27	36	63	50	Jeff Odgers	68	5	8	13	213
Claude Lemieux	78	26	27	53	115	Warren Rychel	(COL)	8	0	0	23
Sandis Ozolinsh	66	13	38	51	65	(ANA)	63	5	6	11	198
Adam Deadmarsh	73	22	21	43	125	(NHL)	71	5	7	10	22
Eric Lacroix	82	16	15	31	84	Keith Jones	23	3	7	10	22
Uwe Krupp	78	9	22	31	38	Sylvain Lefebvre	81	0	10	10	48
Rene Corbet	68	16	12	28	133	Josef Marha	11	2	5	7	4
Stephane Yelle	81	7	15	22	48	Aaron Miller	55	2	2	4	51
Jari Kurri	70	5	17	22	12	Mike Ricci	6	0	4	4	2
Tom Fitzgerald	(COL)	11	2	1	3	Francois Leroux	50	1	2	3	140
	(FLA)	69	10	5	15	Patrick Roy	65	0	3	3	39
	(NHL)	80	12	6	18	Wade Belak	8	1	1	2	27
Shean Donovan	(COL)	47	5	7	12	Yves Sarault	2	1	0	1	0
	(SJS)	20	3	3	6	Pascal Trepanier	15	0	1	1	18
Adam Foote	(NHL)	67	8	10	18	Brad Larsen	1	0	0	0	73
Eric Messier		62	4	12	16	Christian Matte	5	0	0	0	6

GOALIE	GP	MNS	GA	SO	GAA	W-L-T	GOALIE	GP	MNS	GA	SO	GAA	W-L-T
Patrick Roy	65	3835	153	4	2.39	31-19-13	Craig Billington	23	1162	45	1	2.32	8-7-4

## 1998-99 COLORADO AVALANCHE

44-28-10, 98 pts, 1st Northwest Div.



PLAYER	GP	G	A	PTS	PIM	PLAYER	GP	G	A	PTS	PIM	
Peter Forsberg	78	30	67	97	108	Jeff Odgers	75	2	3	5	259	
Joe Sakic	73	41	55	96	29	Keith Jones	12	2	3	4	20	
Theoren Fleury	(COL)	15	10	14	24	Greg de Vries	(COL)	67	1	3	4	60
	(CGY)	60	30	39	69	(NSH)	6	0	0	0	4	
	(NHL)	75	40	53	93	(NHL)	73	1	3	4	64	
Claude Lemieux	82	27	24	51	102	Jon Klemm	39	1	2	3	31	
Adam Deadmarsh	66	22	27	49	99	Cam Russell	(COL)	35	1	2	3	84
Milan Hejduk	82	14	34	48	26	(CHI)	7	0	0	0	10	
Chris Drury	79	20	24	44	62	(NHL)	42	1	2	3	94	
Valeri Kamensky	65	14	30	44	22	Christian Matte	7	1	1	2	0	
Sandis Ozolinsh	39	7	25	32	28	Warren Rychel	28	0	2	2	63	
Rene Corbet	53	8	14	22	58	Patrick Roy	61	0	2	2	28	
Adam Foote	64	5	16	21	92	Ted Crowley	7	0	1	1	2	
Sylvain Lefebvre	76	2	18	20	48	Serge Aubin	1	0	0	0	0	
Shean Donovan	68	7	12	19	37	Mike Gaul	1	0	0	0	0	
Aaron Miller	76	5	13	18	42	Brian White	(COL)	2	0	0	0	0
Stephane Yelle	72	8	7	15	40	Chris Dingman	(COL)	1	0	0	0	7
Alexei Gusarov	54	3	10	13	24	(CGY)	2	0	0	0	17	
Dale Hunter	(COL)	12	2	4	6	(NHL)	3	0	0	0	24	
	(WSH)	50	0	5	5	102	Jeff Buchanan	6	0	0	0	6
	(NHL)	62	2	9	11	119	Eric Lacroix	7	0	0	0	2
Shjon Podein	(COL)	41	2	6	8	24	Dan Smith	0	0	0	0	9
	(PHI)	14	1	0	1	0	Wade Belak	22	0	0	0	71
	(NHL)	55	3	6	9	24	Craig Billington	21	0	0	0	2
Eric Messier	31	4	2	6	14	Scott Parker	27	0	0	0	71	

GOALIE	GP	MNS	GA	SO	GAA	W-L-T	GOALIE	GP	MNS	GA	SO	GAA	W-L-T
Patrick Roy	61	3648	139	5	2.29	32-19-8	Craig Billington	21	1086	52	0	2.87	11-8-1
Marc Denis	4	217	9	0	2.49	1-1-1							

## 1999-00 COLORADO AVALANCHE

42-28-11-1, 96 pts, 1st Northwest Div.



PLAYER	GP	G	A	PTS	PIM	PLAYER	GP	G	A	PTS	PIM	
Joe Sakic	60	28	53	81	28	Chris Dingman	68	8	3	11	132	
Milan Hejduk	82	36	36	72	16	Claude Lemieux	13	3	6	9	4	
Chris Drury	82	20	47	67	42	Eric Messier	61	3	6	9	24	
Raymond Bourque	(COL)	14	8	6	14	Greg de Vries	69	2	7	9	73	
	(BOS)	65	10	28	38	Aaron Miller	53	1	7	8	36	
	(NHL)	79	18	34	52	Alexei Gusarov	34	2	2	4	10	
Sandis Ozolinsh	82	16	36	52	46	Dan Hinote	27	1	3	4	10	
Alex Tanguay	76	17	34	51	22	Serge Aubin	15	2	1	3	6	
Peter Forsberg	49	14	37	51	52	Jeff Odgers	62	1	2	3	162	
Adam Deadmarsh	71	18	27	45	106	Patrick Roy	63	0	3	3	10	
Dave Andreychuk	(COL)	14	1	2	3	2	Marc Denis	23	0	2	2	6
	(BOS)	63	19	14	33	28	Shean Donovan	18	1	0	1	8
	(NHL)	77	20	16	36	30	Christian Matte	5	0	1	1	4
Stephane Yelle	79	8	14	22	28	Brian Willisie	1	0	0	0	0	
Shjon Podein	75	11	8	19	29	Ville Nieminen	1	0	0	0	0	
Dave Reid	65	11	7	18	28	Rick Tabaracci	(COL)	2	0	0	0	0
Brian Rolston	50	8	10	18	12	(ATL)	1	0	0	0	0	
Adam Foote	59	5	13	18	98	(NHL)	3	0	0	0	0	
Martin Skoula	80	3	13	16	20	Dan Smith	3	0	0	0	0	
Jon Klemm	73	5	7	12	34	Sami Helenius	33	0	0	0	46	

GOALIE	GP	MNS	GA	SO	GAA	W-L-T	GOALIE	GP	MNS	GA	SO	GAA	W-L-T
Patrick Roy	63	3704	141	2	2.28	32-21-8	Marc Denis	23	1203	51	3	2.54	9-8-3
Rick Tabaracci	2	60	2	0	2.00	1-0-0							

# YEAR-BY-YEAR PLAYER STATISTICS

## 2000-01 COLORADO AVALANCHE

52-16-10-4, 118 pts, 1st Northwest Div.



PLAYER	GP	G	A	PTS	PIM
Joe Sakic	82	54	64	118	30
Peter Forsberg	73	27	62	89	54
Milan Hejduk	80	41	38	79	36
Alex Tanguay	82	27	50	77	37
Chris Drury	71	24	41	65	47
Rob Blake	(COL) 13	2	3	10	8
	(LAK) 54	17	32	49	69
	(NHL) 67	19	40	59	77
Raymond Bourque	80	7	52	59	48
Steve Reinprecht	(COL) 21	3	4	7	2
	(LAK) 59	12	17	29	12
	(NHL) 80	15	21	36	14
Shjon Podein	82	15	17	32	68
Adam Deadmarsh	39	13	13	26	59
Martin Skoula	82	8	17	25	38
Ville Nieminen	50	14	8	22	38
Greg de Vries	79	5	12	17	51
Dan Hinote	76	5	10	15	51
Jon Klemm	78	4	11	15	54

PLAYER	GP	G	A	PTS	PIM
Adam Foote	35	3	12	15	42
Stephane Yelle	50	4	10	14	20
Aaron Miller	56	4	9	13	29
Eric Messier	64	5	7	12	26
Dave Reid	73	1	9	10	21
Scott Parker	69	2	3	5	155
Patrick Roy	62	0	5	5	10
Rick Berry	19	0	4	4	38
Nolan Pratt	46	1	2	3	40
Bryan Muir	(COL) 8	0	0	0	4
	(TBL) 10	0	3	3	15
	(NHL) 18	0	3	3	19
Chris Dingman	41	1	1	2	108
Alexei Gusarov	9	0	1	1	6
David Aebischer	26	0	1	1	0
Rob Shearer	2	0	0	0	0
Yuri Babenko	3	0	0	0	0
Joel Prpic	3	0	0	0	2
Brad Larsen	9	0	0	0	0

GOALIE	GP	MNS	GA	SO	GAA	W-L-T
Patrick Roy	62	3585	132	4	2.21	40-13-7

GOALIE	GP	MNS	GA	SO	GAA	W-L-T
David Aebischer	26	1393	52	3	2.24	12-7-3

## 2001-02 COLORADO AVALANCHE

45-28-8-1, 99 points, 1st Northwest Div.



PLAYER	GP	G	A	PTS	PIM
Joe Sakic	82	26	53	79	18
Rob Blake	75	16	40	56	58
Alex Tanguay	70	13	35	48	36
Chris Drury	82	21	25	46	38
Steven Reinprecht	67	19	27	46	18
Milan Hejduk	62	21	23	44	24
Martin Skoula	82	10	21	31	42
Radim Vrbata	52	18	12	30	14
Adam Foote	55	5	22	27	55
Ville Nieminen	53	10	14	24	30
Greg de Vries	82	8	12	20	57
Mike Keane	(COL) 22	2	5	7	16
	(STL) 56	4	6	10	22
	(NHL) 78	6	11	17	38
Stephane Yelle	73	5	12	17	48
Eric Messier	74	5	10	15	26
Brian Wilkie	56	7	7	14	14
Darius Kasparaitis	(COL) 11	0	0	0	19
	(PIT) 69	2	12	14	123
	(NHL) 80	2	12	14	142

PLAYER	GP	G	A	PTS	PIM
Pascal Trepanier	74	4	9	13	59
Shjon Podein	41	6	6	12	39
Dan Hinote	58	6	6	12	39
Brad Larsen	50	2	7	9	47
Riku Hahl	22	2	3	5	14
Scott Parker	63	1	4	5	154
Vaclav Nedorost	25	2	2	4	2
Todd Gill	36	0	4	4	25
Patrick Roy	63	0	3	3	26
Kelly Fairchild	10	2	0	2	2
Bryan Muir	22	1	1	2	9
Jordan Krestanovich	8	0	2	2	0
Jeff Daw	1	0	1	1	0
Phil Sauve	0	0	0	0	0
Jaroslav Obsut	3	0	0	0	0
Steve Moore	8	0	0	0	4
David Aebischer	21	0	0	0	4

GOALIE	GP	MNS	GA	SO	GAA	W-L-T
Patrick Roy	63	3773	122	9	1.94	32-23-8

GOALIE	GP	MNS	GA	SO	GAA	W-L-T
David Aebischer	21	1184	37	2	1.88	13-6-0

## 2002-03 COLORADO AVALANCHE

42-19-13-8, 105 points, 1st Northwest Div.



PLAYER	GP	G	A	PTS	PIM
Peter Forsberg	75	29	77	106	70
Milan Hejduk	82	50	48	98	32
Alex Tanguay	82	26	41	67	36
Joe Sakic	58	26	32	58	24
Steve Reinprecht	77	18	33	51	18
Derek Morris	75	11	37	48	68
Rob Blake	79	17	28	45	57
Greg de Vries	82	6	26	32	77
Adam Foote	78	11	20	31	80
Radim Vrbata	66	11	19	30	16
Bates Battaglia	(COL) 13	1	5	6	10
	(CAR) 70	5	14	19	90
	(NHL) 83	6	19	25	100
Martin Skoula	81	4	21	25	68
Dean McAmmond	41	10	8	18	10
Eric Messier	72	4	10	14	16
Bryan Marchment	(COL) 14	0	3	3	33
	(SJS) 67	2	9	11	108
	(NHL) 81	2	12	14	141
Dan Hinote	60	6	4	10	49

PLAYER	GP	G	A	PTS	PIM
Mike Keane	65	5	5	10	34
Serge Aubin	66	4	6	10	64
Vaclav Nedorost	42	4	5	9	20
Jeff Shantz	74	3	6	9	35
Riku Hahl	42	3	4	7	12
Scott Parker	43	1	3	4	82
Brad Larsen	6	0	3	3	2
Bryan Muir	32	0	2	2	19
DJ Smith	34	1	0	1	55
Brian Wilkie	12	0	1	1	15
Chris McAllister	(COL) 14	0	1	1	26
	(PHI) 19	0	0	0	21
	(NHL) 33	0	1	1	47
Patrick Roy	63	0	0	0	20
David Aebischer	22	0	0	0	4
Steve Brule	2	0	0	0	0
Jeff Paul	2	0	0	0	7
Charlie Stephens	2	0	0	0	0
Steve Moore	4	0	0	0	0

GOALIE	GP	MNS	GA	SO	GAA	W-L-T
Patrick Roy	63	3769	137	5	2.18	35-15-13

GOALIE	GP	MNS	GA	SO	GAA	W-L-T
David Aebischer	22	1235	50	1	2.43	7-12-0

# YEAR-BY-YEAR PLAYER STATISTICS

## 2003-04 COLORADO AVALANCHE

40-22-13-7, 100 points, 2nd Northwest Div.



PLAYER	GP	G	A	PTS	PIM
Joe Sakic	81	33	54	87	42
Alex Tanguay	69	25	54	79	42
Milan Hejduk	82	35	40	75	20
Peter Forsberg	39	18	37	55	30
Rob Blake	74	13	33	46	31
Matthew Barnaby (COL)	13	4	5	9	67
(NHL)	69	12	20	32	120
(NHL)	82	16	25	41	157
Steve Konowalchuk (COL)	76	19	20	39	70
(WSH)	6	0	1	1	0
(NHL)	82	19	21	40	70
Paul Kariya	51	11	25	36	22
John-Michael Liles	79	10	24	34	28
Teemu Selanne	78	16	16	32	32
Chris Gratton (COL)	13	2	1	3	18
(PHX)	68	11	18	29	93
(NHL)	81	13	19	32	111
Adam Foote	73	8	22	30	87
Derek Morris	69	6	22	28	47
Martin Skoula	58	2	14	16	30
Karlis Skrastins	82	5	8	13	26
Andrei Nikolishin	49	5	7	12	24
Steve Moore	57	5	7	12	37
Dan Hinote	59	4	7	11	57
Travis Brigley	36	3	4	7	10
Ossi Vaananen (COL)	12	0	0	0	2
(PHX)	67	2	4	6	87
(NHL)	79	2	4	6	89

PLAYER	GP	G	A	PTS	PIM
Kurt Sauer (COL)	14	0	1	1	19
(ANA)	55	1	4	5	32
(NHL)	69	1	5	6	51
Darby Hendrickson (COL)	20	1	3	4	6
(MIN)	14	1	0	1	6
(NHL)	34	2	3	5	12
Cody McCormick	44	2	3	5	73
Bob Boughner (COL)	11	0	0	0	8
(CAR)	43	0	5	5	80
(NHL)	54	0	5	5	88
Peter Worrell	49	3	1	4	179
Brad Larsen	26	2	2	4	11
Jim Cummins	55	1	2	3	147
Marek Svatos	4	2	0	2	0
Brett Clark	12	1	1	2	6
Charlie Stephens	6	0	2	2	4
Bates Battaglia	4	0	1	1	4
Riku Hahl	28	0	1	1	12
Tommy Salo (COL)	5	0	0	0	0
(EDM)	44	0	1	1	2
(NHL)	49	0	1	1	2
David Aebischer	62	0	1	1	4
Dennis Bonvie	1	0	0	0	0
Mikhail Kuleshov	3	0	0	0	0
Jordan Krestanovich	14	0	0	0	2
Phil Sauve	17	0	0	0	2
Chris McAllister	34	0	0	0	62

GOALIE	GP	MNS	GA	SO	GAA	W-L-T
David Aebischer	62	3703	129	4	2.09	32-19-9
Phil Sauve	17	986	50	0	3.04	7-7-3

GOALIE	GP	MNS	GA	SO	GAA	W-L-T
Tommy Salo (COL)	5	304	12	0	2.37	1-3-1
(EDM)	44	2487	107	3	2.58	17-18-6
(NHL)	49	2791	119	3	2.56	18-21-7

## 2005-06 COLORADO AVALANCHE

43-30-9, 95 points, 2nd Northwest Div.



PLAYER	GP	G	A	PTS	PIM
Joe Sakic	82	32	55	87	60
Alex Tanguay	71	29	49	78	46
Andrew Brunette	82	24	39	63	28
Milan Hejduk	74	24	34	58	24
Rob Blake	81	14	37	51	94
Marek Svatos	61	32	18	50	60
John-Michael Liles	82	14	35	49	44
Pierre Turgeon	62	16	30	46	32
Ian Laperriere	82	21	24	45	116
Brett McLean	82	9	31	40	51
Patrice Brisbebois	80	10	28	38	55
Brett Clark	80	9	27	36	56
Antti Laaksonen	81	16	18	34	40
Steve Konowalchuk	21	6	9	15	14
Karlis Skrastins	82	2	11	14	65
Dan Hinote	73	5	8	13	48

PLAYER	GP	G	A	PTS	PIM
Brad Richardson	41	3	10	13	12
Cody McCormick	45	4	4	8	29
Bob Boughner	41	1	6	7	54
Brad May	54	3	3	6	82
Wojtek Wolski	9	2	4	6	4
Kurt Sauer	37	1	4	5	24
Ossi Vaananen	53	0	4	4	56
Jim Dowd (COL)	18	2	1	3	2
(NHL)	78	5	13	18	40
David Aebischer (COL)	43	0	3	3	16
(NHL)	50	0	1	3	16
Vitaly Kolesnik	8	0	1	1	2
Peter Budaj	34	0	1	1	4
Jose Theodore (COL)	5	0	0	0	0
(NHL)	43	0	1	1	2
Paul Healey	2	0	0	0	14

GOALIE	GP	MNS	GA	SO	GAA	W-L-T
Peter Budaj	34	1803	86	2	2.86	14-10-6
David Aebischer (COL)	43	2477	123	3	2.98	25-14-2
(NHL)	50	2895	149	3	3.09	29-17-2

GOALIE	GP	MNS	GA	SO	GAA	W-L-T
Jose Theodore (COL)	5	296	15	0	3.04	1-3-1
(NHL)	43	2410	137	0	3.41	18-18-6
Vitaly Kolesnik	8	370	20	0	3.24	3-3-0

## 2006-07 COLORADO AVALANCHE

44-31-7, 95 points, 4th Northwest Div.



PLAYER	GP	G	A	PTS	PIM
Joe Sakic	82	36	64	100	46
Andrew Brunette	82	27	56	83	36
Paul Stastny	82	28	50	78	42
Milan Hejduk	80	35	35	70	44
Wojtek Wolski	76	22	28	50	14
Tyler Arnason	82	16	33	49	26
John-Michael Liles	71	14	30	44	24
Brett Clark	82	10	29	39	50
Brett McLean	78	15	20	35	36
Marek Svatos	66	15	15	30	46
Ian Laperriere	81	8	21	29	133
Brad Richardson	73	14	8	22	28
Ken Klee	81	3	16	19	68
Mark Rycroft	66	6	6	12	31
Ben Guite	39	3	8	11	16
Patrice Brisebois	33	1	10	11	22
Karlis Skrastins	68	0	11	11	30

PLAYER	GP	G	A	PTS	PIM
Ossi Vaananen	74	2	6	8	69
Pierre Turgeon	17	4	3	7	10
Kurt Sauer	48	0	6	6	24
Jordan Leopold	15	2	3	5	14
Jeff Finger	22	1	4	5	11
Antti Laaksonen	41	3	1	4	16
Brad May (COL)	10	0	3	3	8
(NHL)	24	0	4	4	21
Scott Parker (COL)	10	1	1	2	6
(NHL)	21	1	1	2	28
Kyle Cumiskey	9	1	1	2	2
Peter Budaj	57	0	2	2	0
Cody McCormick	6	0	1	1	6
Jose Theodore	33	0	1	1	6
George Parros (COL)	2	0	0	0	0
(NHL)	34	1	0	1	102

GOALIE	GP	MNS	GA	SO	GAA	W-L-T
Peter Budaj	57	3199	143	3	2.68	31-16-6

GOALIE	GP	MNS	GA	SO	GAA	W-L-T
Jose Theodore	33	1748	95	0	3.26	13-15-1

# YEAR-BY-YEAR PLAYER STATISTICS

## 2007-08 COLORADO AVALANCHE

44-31-7, 95 points, 2nd Northwest Div.



PLAYER	GP	G	A	PTS	PIM
Paul Stastny	66	24	47	71	24
Andrew Brunette	82	19	40	59	14
Milan Hejduk	77	29	25	54	36
Wojtek Wolski	77	18	30	48	14
Joe Sakic	44	13	27	40	20
Marek Svatos	62	26	11	37	50
Ryan Smyth	55	14	23	37	50
John-Michael Liles	81	6	26	32	26
Tyler Arnason	70	10	21	31	16
Jaroslav Hlinka	63	8	20	28	16
Ben Guite	79	11	11	22	47
Brett Clark	57	5	16	21	33
Scott Hannan	82	2	19	21	55
Jeff Finger	72	8	11	19	40
Ian Laperriere	70	4	15	19	140
Peter Forsberg	9	1	13	14	8
Jordan Leopold	43	5	8	13	20
T.J. Hensick	31	6	5	11	2

PLAYER	GP	G	A	PTS	PIM
Cody McLeod	49	4	5	9	120
Ruslan Salei	(COL) 17	3	4	7	23
	(NHL) 82	6	24	30	98
David Jones	27	2	4	6	8
Kurt Sauer	54	1	5	6	41
Brad Richardson	22	2	3	5	8
Kyle Cumiskey	38	0	5	5	16
Cody McCormick	40	2	2	4	50
Karlis Skrastins	(COL) 43	1	3	4	20
Wyatt Smith	25	0	3	3	8
Jose Theodore	53	0	2	2	2
Adam Foote	(COL) 12	0	1	1	12
	(NHL) 75	1	15	16	107
Peter Budaj	35	0	1	1	2
Scott Parker	25	0	0	0	70
Johnny Boychuk	4	0	0	0	0
Tyler Weiman	1	0	0	0	0

GOALIE	GP	MNS	GA	SO	GAA	W-L-T
Jose Theodore	53	3028	123	3	2.44	28-21-3
Peter Budaj	35	1912	82	0	2.57	16-10-4

GOALIE	GP	MNS	GA	SO	GAA	W-L-T
Tyler Weiman	1	16	0	0	0.00	0-0-0

## 2008-09 COLORADO AVALANCHE

32-45-5, 69 points, 5th Northwest Div.



PLAYER	GP	G	A	PTS	PIM
Milan Hejduk	82	27	32	59	16
Ryan Smyth	77	26	33	59	62
Wojtek Wolski	78	14	28	42	28
John-Michael Liles	75	12	27	39	31
Paul Stastny	45	11	25	36	22
Marek Svatos	69	14	20	34	34
Tyler Arnason	71	5	17	22	14
T.J. Hensick	61	4	17	21	14
Ruslan Salei	70	4	17	21	72
Jordan Leopold	(COL) 64	6	14	20	18
Cody McLeod	79	15	5	20	162
Ian Laperriere	74	7	12	19	163
Chris Stewart	53	11	8	19	54
Darcy Tucker	63	8	8	16	67
David Jones	40	8	5	13	8
Brett Clark	76	2	10	12	32
Ben Guite	50	5	7	12	30
Cody McCormick	55	1	11	12	92
Joe Sakic	15	2	10	12	6

PLAYER	GP	G	A	PTS	PIM
Scott Hannan	81	1	9	10	26
Adam Foote	42	1	6	7	30
T.J. Galiardi	11	3	1	4	6
Daniel Tjernqvist	37	2	2	4	8
Brian Willisie	42	1	3	4	14
Ray Macias	6	0	1	1	0
Peter Budaj	56	0	1	1	0
Kyle Cumiskey	6	0	0	0	0
Philippe Dupuis	8	0	0	0	4
Chris Durno	2	0	0	0	0
Matt Hendricks	4	0	0	0	13
Par Ledin	3	0	0	0	2
Aaron MacKenzie	5	0	0	0	0
Lawrence Nycholat	(COL) 5	0	0	0	0
	(NHL) 19	0	1	1	6
Wes O'Neill	3	0	0	0	4
Derek Peltier	11	0	0	0	2
Michael Vernace	12	0	0	0	8
Andrew Raycroft	31	0	0	0	2

GOALIE	GP	MNS	GA	SO	GAA	W-L-T
Peter Budaj	56	3232	154	2	2.86	20-29-5

GOALIE	GP	MNS	GA	SO	GAA	W-L-T
Andrew Raycroft	31	1722	90	0	3.14	12-16-0

## 2009-10 COLORADO AVALANCHE

43-30-9, 95 points, 2nd Northwest Div.



PLAYER	GP	G	A	PTS	PIM
Paul Stastny	81	20	59	79	50
Chris Stewart	77	28	36	64	73
Matt Duchene	81	24	31	55	16
Wojtek Wolski	(COL) 62	17	30	47	21
Milan Hejduk	56	23	21	44	10
T.J. Galiardi	70	15	24	39	28
John-Michael Liles	59	6	25	31	30
Kyle Quincey	79	6	23	29	76
Ryan O'Reilly	81	8	18	26	18
Darcy Tucker	71	10	14	24	47
Ryan Wilson	61	3	18	21	36
Peter Mueller	(COL) 15	9	11	20	8
	(NHL) 69	13	24	37	16
Kyle Cumiskey	61	7	13	20	20
Brett Clark	64	3	17	20	28
Brandon Yip	32	11	8	19	22
Cody McLeod	74	7	11	18	138
David Jones	23	10	6	16	2
Matt Hendricks	56	9	7	16	74
Scott Hannan	81	2	14	16	40

PLAYER	GP	G	A	PTS	PIM
Marek Svatos	54	7	4	11	35
Adam Foote	67	0	9	9	64
Chris Durno	41	4	4	8	47
Ruslan Salei	14	1	5	6	10
Kevin Porter	(COL) 16	2	1	3	0
	(NHL) 20	2	1	3	0
Ryan Stoa	12	2	1	3	0
T.J. Hensick	7	1	2	3	0
Craig Anderson	71	0	3	3	16
Justin Mercier	9	1	1	2	0
David Koci	43	1	0	1	84
Tom Preissing	4	0	1	1	0
Stephane Yelle	(COL) 11	0	1	1	4
	(NHL) 70	4	4	8	32
Philippe Dupuis	4	0	1	1	2
Peter Budaj	15	0	1	1	0
Wes O'Neill	2	0	0	0	2
Darren Haydar	1	0	0	0	0
Brian Willisie	4	0	0	0	0
Derek Peltier	3	0	0	0	0

GOALIE	GP	MNS	GA	SO	GAA	W-L-T
Craig Anderson	71	4235	186	7	2.64	38-25-7

GOALIE	GP	MNS	GA	SO	GAA	W-L-T
Peter Budaj	15	728	32	1	2.64	5-5-2

# YEAR-BY-YEAR PLAYER STATISTICS

## 2010-11 COLORADO AVALANCHE

30-44-8, 68 points, 4th Northwest Div.



PLAYER	GP	G	A	PTS	PIM
Matt Duchene	80	27	40	67	33
Paul Stastny	74	22	35	57	56
Milan Hejduk	71	22	34	56	18
John-Michael Liles	76	6	40	46	35
David Jones	77	27	18	45	28
Chris Stewart (COL)	36	13	17	30	38
Ryan O'Reilly	74	13	13	26	16
Daniel Winnik	80	11	15	26	35
Kevin Shattenkirk (COL)	46	7	19	26	20
Kevin Porter	74	14	11	25	27
Brandon Yip	71	12	10	22	54
Tomas Fleischmann (COL)	22	8	13	21	8
(NHL)	45	12	19	31	18
Philippe Dupuis	74	6	11	17	40
Ryan Wilson	67	3	13	16	68
TJ Galiardi	35	7	8	15	12
Greg Maudin	29	5	5	10	8
Erik Johnson (COL)	22	3	7	10	19
(NHL)	77	8	21	29	56
Ryan O'Byrne (COL)	64	0	10	10	71
(NHL)	67	0	10	10	75
Matt Hunwick (COL)	51	0	10	10	16
(NHL)	73	1	12	13	25

PLAYER	GP	G	A	PTS	PIM
Mark Olver	18	2	7	9	18
Cody McLeod	71	5	3	8	189
Kyle Cumiskey	18	1	7	8	10
Adam Foote	47	0	8	8	33
Scott Hannan (COL)	23	0	6	6	6
Jonas Holos	39	0	6	6	10
Ryan Stoa	25	2	2	4	20
Jay McClement (NHL)	24	1	3	4	12
(COL)	80	7	13	20	30
David Van Der Gulik	6	1	2	3	2
Cameron Gaunce	11	1	0	1	16
David Koci	35	1	0	1	80
David Littfin	4	1	0	1	17
Kyle Quincey	21	0	1	1	18
Peter Budaj	45	0	1	1	6
Craig Anderson (COL)	33	0	1	1	4
Colby Cohen (COL)	3	0	0	0	4
Shawn Belle (NHL)	9	0	0	0	2
Peter Forsberg	2	0	0	0	4
Ray Macias	2	0	0	0	2
Brian Elliott (COL)	12	0	0	0	0
(NHL)	55	0	0	0	0

GOALIE	GP	MNS	GA	SO	GAA	W-L-T
Peter Budaj	45	2439	130	1	3.20	15-21-4
Craig Anderson (COL)	33	1810	99	0	3.28	13-15-3

GOALIE	GP	MNS	GA	SO	GAA	W-L-T
Brian Elliott (COL)	12	690	44	0	3.83	2-8-1
(NHL)	55	2983	166	3	3.34	15-27-9

## 2011-12 COLORADO AVALANCHE

41-35-6, 88 points, 3rd Northwest Div.



PLAYER	GP	G	A	PTS	PIM
Ryan O'Reilly	81	18	37	55	12
Paul Stastny	79	21	32	53	34
Gabriel Landeskog	82	22	30	52	51
David Jones	72	20	17	37	32
Milan Hejduk	81	14	23	37	14
Matt Duchene	58	14	14	28	8
Erik Johnson	73	4	22	26	26
Kyle Quincey (COL)	54	5	18	23	60
Ryan Wilson	59	1	20	21	33
Shane O'Brien	76	3	17	20	105
Jan Hejda	81	5	14	19	24
(COL)	63	5	13	18	42
Daniel Winnik	80	10	7	17	31
Jay McClement	82	7	9	16	8
Peter Mueller (COL)	55	8	6	14	47
Chuck Kobasew	58	7	7	14	51
(COL)	17	8	5	13	11
(NHL)	78	20	17	37	37

PLAYER	GP	G	A	PTS	PIM
Stefan Elliott	39	4	9	13	8
Steve Downie (COL)	20	2	11	13	16
(NHL)	75	14	27	41	137
Cody McLeod	75	6	5	11	164
Mark Olver	24	4	3	7	15
Kevin Porter	35	4	3	7	17
Ryan O'Byrne	74	1	6	7	57
Matt Hunwick	33	3	3	6	8
David Van Der Gulik	25	1	5	6	2
Joakim Lindstrom	16	2	3	5	0
Brad Malone	9	0	2	2	0
Semyon Varlamov	53	0	1	1	2
Tyson Barrie	10	0	0	0	0
Evan Brophy	3	0	0	0	0
Mike Connolly	2	0	0	0	2
Brandon Yip (COL)	10	0	0	0	8
J.S. Giguere	32	0	0	0	2

GOALIE	GP	MNS	GA	SO	GAA	W-L-T
J.S. Giguere	32	1820	69	2	2.27	15-11-3

GOALIE	GP	MNS	GA	SO	GAA	W-L-T
Semyon Varlamov	53	3151	136	4	2.59	26-24-3

## 2012-13 COLORADO AVALANCHE

16-25-7, 39 points, 5th Northwest Div.



PLAYER	GP	G	A	PTS	PIM
P.A. Parenteau	48	18	25	43	38
Matt Duchene	47	17	26	43	12
Paul Stastny	40	9	15	24	14
Jamie McGinn	47	11	11	22	26
John Mitchell	47	10	10	20	18
Ryan O'Reilly	29	6	14	20	4
Gabriel Landeskog	36	9	8	17	22
Tyson Barrie	32	2	11	13	10
Cody McLeod	48	8	4	12	83
Milan Hejduk	29	4	7	11	0
Jan Hejda	46	1	9	10	28
David Jones	33	3	6	9	6
Chuck Kobasew	37	5	4	9	21
Aaron Palushaj	25	2	4	9	8
Matt Hunwick	43	0	6	16	6
Mark Olver	32	4	2	6	6

PLAYER	GP	G	A	PTS	PIM
Greg Zanon	44	0	6	6	28
Patrick Bordeleau	46	2	3	5	70
Stefan Elliott	18	1	3	4	2
Erik Johnson	31	0	4	4	18
Shane O'Brien	28	0	4	4	60
Ryan O'Byrne (COL)	34	1	3	4	54
Ryan Wilson	12	0	3	3	8
Brad Malone	13	1	1	2	16
David Van Der Gulik	9	0	2	2	6
Steve Downie	2	0	1	1	6
Semyon Varlamov	35	0	1	1	0
Tomas Vincour (COL)	2	0	1	1	2
(NHL)	17	2	2	4	4
Sami Aittokallio	1	0	0	0	0
Jean-Sebastien Giguere	18	0	0	0	4
Michael Sgarbossa	6	0	0	0	4

GOALIE	GP	MNS	GA	SO	GAA	W-L-T
J.S. Giguere	18	908	43	0	2.84	5-4-4
Semyon Varlamov	35	1950	98	3	3.02	11-21-3

GOALIE	GP	MNS	GA	SO	GAA	W-L-T
Sami Aittokallio	1	49	2	0	2.45	0-0-0

# YEAR-BY-YEAR PLAYER STATISTICS

## 2013-14 COLORADO AVALANCHE

52-22-8, 112 points, 1st Central Division



PLAYER	GP	G	A	PTS	PIM
Matt Duchene	71	23	47	70	19
Gabriel Landeskog	81	26	39	65	71
Ryan O'Reilly	80	28	36	64	2
Nathan MacKinnon	82	24	39	63	26
Paul Stastny	71	25	35	60	22
Erik Johnson	80	9	30	39	61
Jamie McGinn	79	19	19	38	30
Tyson Barrie	64	13	25	38	20
PA Parenteau	55	14	19	33	30
John Mitchell	75	11	21	32	36
Andre Benoit	79	7	21	28	26
Nick Holden	54	10	15	25	22
Maxime Talbot	(COL) 70	7	18	25	43
	(NHL) 81	8	19	27	45
Jan Hejda	78	6	11	17	40
Cody McLeod	71	5	8	13	122
Patrick Bordeleau	82	6	5	11	115

PLAYER	GP	G	A	PTS	PIM
Alex Tanguay	16	4	7	11	4
Cory Sarich	54	1	9	10	38
Nate Guenin	68	1	8	9	46
Marc-Andre Cliche	76	1	6	7	17
Steve Downie	(COL) 11	1	6	7	36
Ryan Wilson	28	0	6	6	12
Brad Malone	32	3	2	5	23
Semyon Varlamov	63	0	3	3	2
Stefan Elliott	1	1	0	1	0
Paul Carey	12	0	0	0	0
Matt Hunwick	1	0	0	0	0
Karl Stollery	2	0	0	0	2
David Van Der Gulik	2	0	0	0	0
Sami Aittokallio	1	0	0	0	0
Reto Berra	(COL) 2	0	0	0	2
	(NHL) 31	0	0	0	2
J.S. Giguere	22	0	0	0	4

GOALIE	GP	MNS	GA	SO	GAA	W-L-T
Semyon Varlamov	63	3640	146	2	2.41	41-14-6
J.S. Giguere	22	1212	53	2	2.62	11-6-1

GOALIE	GP	MNS	GA	SO	GAA	W-L-T
Sami Aittokallio	1	40	3	0	4.50	0-1-0
Reto Berra	(COL) 2	72	7	0	5.83	0-1-1
	(NHL) 31	1720	88	0	3.07	9-18-3

## 2014-15 COLORADO AVALANCHE

39-31-12, 90 points, 7th Central Division



PLAYER	GP	G	A	PTS	PIM
Jarome Iginla	82	29	30	59	42
Gabriel Landeskog	82	23	36	59	79
Alex Tanguay	80	22	33	55	40
Matt Duchene	82	21	34	55	16
Ryan O'Reilly	82	17	38	55	12
Tyson Barrie	80	12	41	53	26
Nathan MacKinnon	64	14	24	38	34
John Mitchell	68	11	15	26	32
Erik Johnson	47	12	11	23	33
Zach Redmond	59	5	15	20	24
Max Talbot	(COL) 63	5	10	15	27
Nate Guenin	76	2	13	15	32
Nick Holden	78	5	9	14	28
Brad Stuart	65	3	10	13	16
Jan Hejda	81	1	12	13	42
Daniel Briere	57	8	4	12	18
Cody McLeod	82	7	5	12	191
Dennis Everberg	55	3	9	12	10
Marc-Andre Cliche	74	2	5	7	17
Jamie McGinn	19	4	2	6	6

PLAYER	GP	G	A	PTS	PIM
Joey Hishon	13	1	1	2	0
Borna Rendulic	11	1	1	2	6
Freddie Hamilton	(COL) 17	1	0	1	0
	(NHL) 18	1	0	1	0
Paul Carey	(COL) 10	0	1	1	0
Tomas Vincour	7	0	1	1	2
Michael Sgarbossa	(COL) 3	0	1	1	10
Andrew Agostino	1	0	1	1	0
Semyon Varlamov	57	0	0	0	4
Jordan Caron	(COL) 19	0	0	0	2
	(NHL) 30	0	0	0	18
Stefan Elliott	5	0	0	0	2
Karl Stollery	(COL) 5	0	0	0	2
Ben Street	3	0	0	0	0
Ryan Wilson	3	0	0	0	0
Patrick Bordeleau	1	0	0	0	0
Duncan Siemens	1	0	0	0	0
Colin Smith	1	0	0	0	0
Reto Berra	19	0	0	0	0
Calvin Pickard	16	0	0	0	0

GOALIE	GP	MNS	GA	SO	GAA	W-L-T
Semyon Varlamov	57	3307	141	5	2.56	28-20-8
Calvin Pickard	16	895	35	0	2.35	6-7-3

GOALIE	GP	MNS	GA	SO	GAA	W-L-T
Reto Berra	19	748	33	1	2.65	5-4-1

## 2015-16 COLORADO AVALANCHE

39-39-4, 82 points, 6th Central Division



PLAYER	GP	G	A	PTS	PIM
Matt Duchene	76	30	29	59	24
Gabriel Landeskog	75	20	33	53	69
Nathan MacKinnon	72	21	31	52	20
Carl Soderberg	82	12	39	51	32
Tyson Barrie	78	13	36	49	31
Jarome Iginla	82	22	25	47	41
Blake Comeau	81	12	24	36	58
Francois Beauchemin	82	8	26	34	38
Mikhail Grigorenko	74	6	21	27	8
Erik Johnson	73	11	16	27	50
Nick Holden	82	6	16	22	24
Alex Tanguay	(COL) 52	4	18	22	24
John Mitchell	71	10	11	21	52
Jack Skille	74	8	6	14	11
Cody McLeod	82	8	5	13	138
Mikkel Boedker	(COL) 18	4	8	12	2
	(NHL) 80	17	34	51	12
Andreas Martinsen	55	4	7	11	47
Shawn Matthias	(COL) 20	6	5	11	8
	(NHL) 71	12	16	28	20
Zach Redmond	37	2	4	6	10

PLAYER	GP	G	A	PTS	PIM
Chris Wagner	(COL) 26	4	0	4	9
	(NHL) 43	4	2	6	28
Chris Bigras	(COL) 31	1	2	3	16
Andrew Agostino	1	0	2	2	6
Andrew Bodnarчук	(COL) 21	0	2	2	6
	(NHL) 37	0	4	4	14
Nikita Zadorov	22	0	2	2	12
Reto Berra	14	0	1	1	2
Brandon Gormley	26	0	1	1	8
Calvin Pickard	20	0	1	1	0
Dennis Everberg	15	0	0	0	0
Eric Gelinas	(COL) 6	0	0	0	0
	(NHL) 40	1	5	6	16
Nate Guenin	29	0	0	0	2
Mikko Rantanen	9	0	0	0	2
Borna Rendulic	3	0	0	0	0
Ben Street	7	0	0	0	4
Brad Stuart	6	0	0	0	0
Semyon Varlamov	57	0	0	0	6
Roman Will	1	0	0	0	0

GOALIE	GP	MNS	GA	SO	GAA	W-L-T
Semyon Varlamov	57	3159	148	2	2.81	27-25-3
Calvin Pickard	20	895	42	1	2.56	7-6-1

GOALIE	GP	MNS	GA	SO	GAA	W-L-T
Reto Berra	14	721	29	2	2.41	5-8-0
Roman Will	1	18	1	0	3.33	0-0-0

# YEAR-BY-YEAR PLAYER STATISTICS

## 2016-17 COLORADO AVALANCHE

22-56-4, 48 points, 7th Central Division



PLAYER	GP	G	A	PTS	PIM
Nathan MacKinnon	82	16	37	53	16
Matt Duchene	77	18	23	41	12
Tyson Barrie	74	7	31	38	18
Mikko Rantanen	75	20	18	38	22
Gabriel Landeskog	72	18	15	33	62
Mikhail Grigorenko	75	10	13	23	18
Blake Comeau	77	8	12	20	58
Francois Beauchemin	81	5	13	18	32
Rene Bourque	65	12	6	18	56
Jarome Iginla (COL)	61	8	10	18	54
Erik Johnson	46	2	15	17	9
Sven Andrighetto	(COL) 19	5	11	16	8
Carl Soderberg	(NHL) 46	7	17	24	12
Fedor Tyutin	80	6	8	14	22
Patrick Wierloch	69	1	12	13	38
Matt Nieto	57	4	8	12	23
Nikita Zadorov	(COL) 43	7	4	11	4
Mark Barberio	(NHL) 59	7	6	13	8
	56	0	10	10	73
	(COL) 34	2	7	9	4
	(NHL) 60	2	11	13	14

PLAYER	GP	G	A	PTS	PIM
Joe Colborne	62	4	4	8	34
Andreas Martinsen (COL)	55	3	4	7	32
John Mitchell	65	3	4	7	45
J.T. Compher	21	3	2	5	4
Cody Golubeuf	33	0	5	5	25
Calvin Pickard	50	0	2	2	2
Eric Gelinas	27	0	1	1	12
A.J. Greer	5	0	1	1	4
Rocco Grimaldi	4	0	1	1	2
Samuel Henley	1	1	0	1	2
Tyson Jost	6	1	0	1	0
Cody McLeod (COL)	28	1	0	1	52
Semyon Varlamov	24	0	1	1	0
Gabriel Bourque	6	0	0	0	0
Anton Lindholm	12	0	0	0	2
Spencer Martin	3	0	0	0	0
Duncan Siemens	3	0	0	0	2
Ben Smith	(COL) 4	0	0	0	0
Jeremy Smith	10	0	0	0	0

GOALIE	GP	MNS	GA	SO	GAA	W-L-T
Calvin Pickard	50	2820	140	2	2.98	15-31-2
Semyon Varlamov	24	1348	76	1	3.38	6-17-0

GOALIE	GP	MNS	GA	SO	GAA	W-L-T
Jeremy Smith	10	543	32	0	3.54	1-6-1
Spencer Martin	3	179	13	0	4.36	0-2-1

## 2017-18 COLORADO AVALANCHE

43-30-9, 95 points, 4th Central Division



PLAYER	GP	G	A	PTS	PIM
Nathan MacKinnon	74	39	58	97	55
Mikko Rantanen	81	29	55	84	34
Gabriel Landeskog	78	25	37	62	37
Tyson Barrie	68	14	43	57	22
Alexander Kerfoot	79	19	24	43	28
Carl Soderberg	77	16	21	37	26
Blake Comeau	79	13	21	34	50
Matt Nieto	74	15	11	26	14
Erik Johnson	62	9	16	25	58
J.T. Compher	69	13	10	23	20
Sven Andrighetto	50	8	14	22	10
Tyson Jost	65	12	10	22	26
Samuel Girard (COL)	68	3	17	20	6
	(NHL) 73	4	19	23	8
Nikita Zadorov	77	7	13	20	103
Colin Wilson	56	6	12	18	6
Nail Yakupov	58	9	7	16	26
Patrick Nemeth	68	3	12	15	41

PLAYER	GP	G	A	PTS	PIM
Mark Barberio	46	3	10	13	31
Gabriel Bourque	58	5	6	11	12
Matt Duchene (COL)	14	4	6	10	4
David Warsfolsky	16	0	5	5	0
Anton Lindholm	48	0	4	4	14
A.J. Greer	17	0	3	3	29
Rocco Grimaldi	6	1	2	3	0
Andrei Mironov	10	1	2	3	12
Duncan Siemens	16	1	1	2	23
Dominic Toninato	37	0	2	2	12
Jonathan Bernier	37	0	1	1	0
Chris Bigras	15	0	1	1	2
Mark Alt (COL)	7	0	0	0	0
	(NHL) 15	0	0	0	2
Andrew Hammond	1	0	0	0	0
Vladislav Kamenev	3	0	0	0	0
Semyon Varlamov	51	0	0	0	2

GOALIE	GP	MNS	GA	SO	GAA	W-L-T
Semyon Varlamov	51	2861	128	2	2.68	24-16-6
Jonathan Bernier	37	2001	95	2	2.85	19-13-3

GOALIE	GP	MNS	GA	SO	GAA	W-L-T
Andrew Hammond	1	58	2	0	2.07	0-1-0



# YEAR-BY-YEAR TEAM RESULTS



## 1979-1980 QUEBEC NORDIQUES

25-44-11, 61 points, 5th Adams Div.

GM	DATE	OPP.	SCORE	W/L	REC.
1	Oct. 10	Atl.	3-5	L	0-1-0
2	Oct. 13	at Mtl.	1-3	L	0-2-0
3	Oct. 18	at Colo.	5-2	W	1-2-0
4	Oct. 19	at Edm.	3-6	L	1-3-0
5	Oct. 21	at Chi.	3-0	W	2-3-0
6	Oct. 24	Hart.	2-2	T	2-3-1
7	Oct. 27	Buff.	0-3	L	2-4-1
8	Oct. 28	Mtl.	5-4	W	3-4-1
9	Oct. 31	Winn.	2-5	L	3-5-1
10	Nov. 2	at Atl.	4-4	T	3-5-2
11	Nov. 4	Det.	5-1	W	4-5-2
12	Nov. 7	Phila.	3-4	L	4-6-2
13	Nov. 10	at NYI	4-5	L	4-7-2
14	Nov. 11	St. L.	4-1	W	5-7-2
15	Nov. 14	at Minn.	2-7	L	5-8-2
16	Nov. 16	at Winn.	3-2	W	6-8-2
17	Nov. 18	Tor.	4-2	W	7-8-2
18	Nov. 20	Bos.	3-5	L	7-9-2
19	Nov. 22	at Bos.	4-7	L	7-10-2
20	Nov. 24	at Hart.	4-4	T	7-10-3
21	Nov. 25	Wash.	2-2	T	7-10-4
22	Nov. 27	at St. L.	2-4	L	7-11-4
23	Nov. 28	at Pitt.	2-7	L	7-12-4
24	Dec. 1	at Wash.	2-7	L	7-13-4
25	Dec. 2	Winn.	3-1	W	8-13-4
26	Dec. 4	Colo.	1-3	L	8-14-4
27	Dec. 6	St. L.	5-2	W	9-14-4
28	Dec. 9	LA	3-2	W	10-14-4
29	Dec. 12	Winn.	5-0	W	11-14-4
30	Dec. 13	at Phila.	4-6	L	11-15-4
31	Dec. 15	at Det.	4-4	T	11-15-5
32	Dec. 16	Pitt.	4-1	W	12-15-5
33	Dec. 19	Colo.	6-3	W	13-15-5
34	Dec. 23	at Buff.	3-1	W	14-15-5
35	Dec. 27	at LA	6-3	W	15-15-5
36	Dec. 29	at Van.	2-6	L	14-17-5
37	Dec. 30	at Edm.	2-1	W	15-17-5
38	Jan. 2	NYR	3-3	T	15-17-6
39	Jan. 5	at Tor.	7-3	W	16-17-6
40	Jan. 9	Edm.	3-2	W	17-17-6
41	Jan. 11	at Atl.	3-4	L	17-18-6
42	Jan. 12	at St. L.	2-8	L	17-19-6
43	Jan. 16	Bos.	1-3	L	17-20-6
44	Jan. 19	at NYI	1-3	L	17-21-6
45	Jan. 20	Wash.	3-2	W	18-21-6
46	Jan. 23	Minn.	6-4	W	19-21-6
47	Jan. 26	at Wash.	1-1	T	19-21-7
48	Jan. 27	Det.	6-7	L	19-22-7
49	Jan. 30	Atl.	1-4	L	19-23-7
50	Feb. 2	at Bos.	2-7	L	19-24-7
51	Feb. 3	NYR	5-4	W	20-24-7
52	Feb. 6	Chi.	3-3	T	20-24-8
53	Feb. 9	at NYI	0-5	L	20-25-8
54	Feb. 10	at NYI	1-3	L	20-26-8
55	Feb. 14	at Mtl.	1-5	L	20-27-8
56	Feb. 17	at Winn.	5-6	L	20-28-8
57	Feb. 18	at Minn.	2-6	L	20-29-8
58	Feb. 19	Buff.	1-3	L	20-30-8
59	Feb. 23	at Pitt.	1-2	L	20-31-8
60	Feb. 24	Pitt.	2-0	W	21-31-8
61	Feb. 26	Hart.	9-5	W	22-31-8
62	Feb. 27	NYI	3-5	L	22-32-8
63	Mar. 2	LA	3-4	L	22-33-8
64	Mar. 5	Minn.	3-3	T	22-33-9
65	Mar. 8	at Tor.	2-3	L	22-34-9
66	Mar. 9	Tor.	5-4	W	23-34-9
67	Mar. 12	Edm.	3-6	L	23-35-9
68	Mar. 16	Van.	2-3	L	23-36-9
69	Mar. 19	at Chi.	2-5	L	23-37-9
70	Mar. 20	at Colo.	6-2	W	24-37-9
71	Mar. 22	at LA	1-4	L	24-38-9
72	Mar. 23	at Van.	6-2	W	25-38-9
73	Mar. 26	Chi.	2-7	L	25-39-9
74	Mar. 27	at Phila.	2-5	L	25-40-9
75	Mar. 29	at Det.	7-9	L	25-41-9
76	Mar. 30	NYI	6-9	W	25-42-9
77	Apr. 1	Phila.	3-3	T	25-42-10
78	Apr. 3	at Buff.	3-8	L	25-43-10
79	Apr. 4	at Hart.	2-9	L	25-44-10
80	Apr. 6	Mtl.	4-4	T	25-44-11



## 1980-1981 QUEBEC NORDIQUES

30-32-18, 78 points, 4th Adams Div.

GM	DATE	OPP.	SCORE	W/L	REC.
1	Oct. 9	at Cgy.	5-5	T	0-0-1
2	Oct. 10	at Edm.	7-4	W	1-0-1
3	Oct. 12	at Van.	2-8	L	1-1-1
4	Oct. 14	at Colo.	1-4	L	1-2-1
5	Oct. 16	at LA	4-6	L	1-3-1
6	Oct. 19	at Winn.	4-4	T	1-3-2
7	Oct. 22	at Minn.	2-4	L	1-4-2
8	Oct. 25	at Hart.	2-4	L	1-5-2
9	Oct. 26	at Chi.	4-7	L	1-6-2
10	Oct. 29	at Van.	3-3	T	1-6-3
11	Nov. 1	Phila.	3-3	T	1-6-4
12	Nov. 2	Phila.	4-5	L	1-7-4
13	Nov. 4	at Mtl.	4-5	L	1-8-4
14	Nov. 9	at Phila.	1-3	L	1-9-4
15	Nov. 11	Chi.	6-6	T	1-9-5
16	Nov. 12	Winn.	5-1	W	2-9-5
17	Nov. 16	at Buff.	1-8	L	2-10-5
18	Nov. 18	Wash.	6-2	W	3-10-5
19	Nov. 19	Det.	2-1	W	4-10-5
20	Nov. 22	Cgy.	3-3	T	4-10-6
21	Nov. 24	LA	3-4	L	4-11-6
22	Nov. 26	Minn.	5-2	W	5-11-6
23	Nov. 30	NYI	3-7	L	5-12-6
24	Dec. 1	at St. L.	2-5	L	5-13-6
25	Dec. 4	at Det.	4-1	W	6-13-6
26	Dec. 6	at Tor.	2-5	L	6-14-6
27	Dec. 7	Tor.	4-4	T	6-14-7
28	Dec. 10	Bos.	4-6	L	6-15-7
29	Dec. 12	at Bos.	5-3	W	7-15-7
30	Dec. 14	Edm.	6-5	W	8-15-7
31	Dec. 17	St. L.	4-1	W	9-15-7
32	Dec. 20	at NYI	2-5	L	9-16-7
33	Dec. 21	Hart.	6-5	W	10-16-7
34	Dec. 23	Mtl.	2-2	T	10-16-8
35	Dec. 27	at Pitt.	4-6	L	10-17-8
36	Dec. 30	NYR	3-6	L	10-18-8
37	Jan. 3	Buff.	3-3	T	10-18-9
38	Jan. 4	at NYR	2-2	T	10-18-10
39	Jan. 6	at St. L.	3-6	L	10-19-10
40	Jan. 7	at Buff.	1-5	L	10-20-10
41	Jan. 10	at Mtl.	5-5	T	10-20-11
42	Jan. 11	Edm.	3-6	L	10-21-11
43	Jan. 13	Winn.	3-3	T	10-21-12
44	Jan. 15	at Phila.	4-1	W	11-21-12
45	Jan. 17	at Minn.	1-7	L	11-22-12
46	Jan. 18	at Chi.	2-7	L	11-23-12
47	Jan. 21	Buff.	5-6	L	11-24-12
48	Jan. 24	at NYI	4-7	L	11-25-12
49	Jan. 26	LA	5-7	L	11-26-12
50	Jan. 28	Det.	2-2	T	11-26-13
51	Jan. 31	NYI	5-1	W	12-26-13
52	Feb. 2	Hart.	4-2	W	13-26-13
53	Feb. 4	Minn.	6-2	W	14-26-13
54	Feb. 7	Phila.	5-3	W	15-26-13
55	Feb. 8	at Bos.	4-3	W	16-26-13
56	Feb. 12	at Cgy.	3-5	L	16-27-13
57	Feb. 13	at Edm.	4-2	W	17-27-13
58	Feb. 15	at Winn.	3-4	L	17-28-13
59	Feb. 17	at Colo.	6-3	W	18-28-13
60	Feb. 18	at LA	4-2	W	19-28-13
61	Feb. 20	at Van.	9-3	W	20-28-13
62	Feb. 22	at Wash.	11-7	W	21-28-13
63	Feb. 25	Bos.	5-3	W	22-28-13
64	Mar. 2	Pitt.	4-5	L	22-29-13
65	Mar. 4	Wash.	7-4	W	23-29-13
66	Mar. 8	Chi.	2-3	L	23-30-13
67	Mar. 10	NYR	6-4	W	24-30-13
68	Mar. 11	St. L.	5-5	T	24-30-14
69	Mar. 14	at Pitt.	3-3	T	24-30-15
70	Mar. 15	Colo.	3-0	W	25-30-15
71	Mar. 17	at Det.	4-3	W	26-30-15
72	Mar. 18	at Wash.	6-4	W	27-30-15
73	Mar. 22	at NYR	7-7	T	27-30-16
74	Mar. 23	Van.	3-3	T	27-30-17
75	Mar. 25	Cgy.	4-2	W	28-30-17
76	Mar. 29	Mtl.	4-0	W	29-30-17
77	Mar. 31	Pitt.	5-1	W	30-30-17
78	Apr. 1	at Hart.	4-5	L	30-31-17
79	Apr. 4	at Tor.	5-5	T	30-31-18
80	Apr. 5	Tor.	2-4	L	30-32-18



## 1981-1982 QUEBEC NORDIQUES

33-31-16, 82 points, 4th Adams Div.

GM	DATE	OPP.	SCORE	W/L	REC.
1	Oct. 6	Hart.	6-5	W	1-0-0
2	Oct. 8	at Bos.	7-5	W	2-0-0
3	Oct. 10	at Pitt.	1-2	L	2-1-0
4	Oct. 12	Minn.	2-4	L	2-2-0
5	Oct. 14	at Buff.	2-4	L	2-3-0
6	Oct. 17	Tor.	6-4	W	3-3-0
7	Oct. 19	Van.	6-3	W	4-3-0
8	Oct. 21	at Wash.	6-3	W	5-3-0
9	Oct. 22	at Phila.	2-3	L	5-4-0
10	Oct. 24	Det.	8-3	W	6-4-0
11	Oct. 27	at LA	7-8	L	6-5-0
12	Oct. 28	at Colo.	3-1	W	7-5-0
13	Oct. 31	at Edm.	4-11	L	7-6-0
14	Nov. 2	Mtl.	5-4	W	8-6-0
15	Nov. 4	St. L.	6-2	W	9-6-0
16	Nov. 7	Bos.	1-10	L	9-7-0
17	Nov. 9	Det.	5-3	W	10-7-0
18	Nov. 11	at Van.	5-6	L	10-8-0
19	Nov. 12	at Cgy.	2-3	L	10-9-0
20	Nov. 14	at Minn.	5-5	T	10-9-1
21	Nov. 17	NYI	7-2	W	11-9-1
22	Nov. 19	at Mtl.	1-1	T	11-9-2
23	Nov. 21	Hart.	7-3	W	12-9-2
24	Nov. 22	at Bos.	6-1	W	13-9-2
25	Nov. 27	at Pitt.	1-7	L	13-10-2
26	Nov. 25	at Hart.	3-3	T	13-10-3
27	Nov. 28	NYR	7-4	W	14-10-3
28	Nov. 29	at NYR	4-4	T	14-10-4
29	Dec. 2	Edm.	9-8	W	15-10-4
30	Dec. 5	Bos.	3-5	L	15-11-4
31	Dec. 8	Cgy.	4-7	L	15-12-4
32	Dec. 12	St. L.	4-6	L	15-13-4
33	Dec. 13	at Buff.	4-4	T	15-13-5
34	Dec. 15	at NYI	7-10	L	15-14-5
35	Dec. 17	at Phila.	5-2	W	16-14-5
36	Dec. 19	Buff.	7-3	W	17-14-5
37	Dec. 22	Mtl.	5-2	W	18-14-5
38	Dec. 27	at Mtl.	3-6	L	18-15-5
39	Dec. 29	Chi.	8-1	W	19-15-5
40	Jan. 2	Buff.	6-3	W	20-15-5
41	Jan. 5	Wash.	3-0	W	21-15-5
42	Jan. 9	Bos.	6-1	W	22-15-5
43	Jan. 11	Hart.	6-2	W	23-15-5
44	Jan. 13	at St. L.	4-2	W	24-15-5
45	Jan. 16	at Minn.	1-4	L	24-16-5
46	Jan. 17	at Pitt.	7-5	W	25-16-5
47	Jan. 19	Phila.	2-2	T	25-16-6
48	Jan. 20	at Hart.	2-4	L	25-17-6
49	Jan. 22	at Buff.	3-5	L	25-18-6
50	Jan. 23	Buff.	2-3	L	25-19-6
51	Jan. 26	Mtl.	3-8	L	25-20-6
52	Jan. 30	at Tor.	2-2	T	25-20-7
53	Jan. 31	at Hart.	4-4	T	25-20-8
54	Feb. 2	Colo.	8-7	W	26-20-8
55	Feb. 6	Phila.	4-6	W	27-20-8
56	Feb. 7	at Wash.	5-5</		

# YEAR-BY-YEAR TEAM RESULTS

## 1982-1983

### QUEBEC NORDIQUES

34-34-12, 80 points, 4th Adams Div.

GM	DATE	OPP.	SCORE	W/L	REC.
1	Oct 6	at Buff.	6-4	W	1-0-0
2	Oct 7	at Phila.	6-9	L	1-1-0
3	Oct 9	Buff.	6-4	W	2-1-0
4	Oct 11	Mtl.	3-4	T	2-2-0
5	Oct 14	LA	4-4	T	2-2-1
6	Oct 16	Phila.	3-4	L	2-3-1
7	Oct 20	at Det.	5-3	W	3-3-1
8	Oct 21	Pitt.	8-4	W	4-3-1
9	Oct 23	at Mtl.	5-9	L	4-4-1
10	Oct 26	Tor.	9-4	W	5-4-1
11	Oct 30	NYR	5-4	W	6-4-1
12	Nov 2	Van.	2-5	L	6-5-1
13	Nov 6	Minm.	4-1	T	7-5-1
14	Nov 8	Edm.	5-5	T	7-5-2
15	Nov 10	at Hart.	5-7	L	7-6-2
16	Nov 11	at Bos.	3-2	W	8-6-2
17	Nov 13	NJ	7-2	W	9-6-2
18	Nov 16	Bos.	4-7	L	9-7-2
19	Nov 18	at Mtl.	4-7	L	9-8-2
20	Nov 21	at Edm.	9-7	W	10-8-2
21	Nov 23	at Van.	2-5	L	10-9-2
22	Nov 25	at Cgy.	3-2	W	11-9-2
23	Nov 27	Chi.	1-3	L	11-10-2
24	Nov 30	Winn.	8-6	W	12-10-2
25	Dec 1	Bos.	3-3	T	12-10-3
26	Dec 4	Buff.	3-2	W	13-10-3
27	Dec 7	Bos.	10-5	W	14-10-3
28	Dec 9	at Phila.	1-4	L	14-11-3
29	Dec 11	at Pitt.	7-4	W	15-11-3
30	Dec 12	at Chi.	3-7	L	15-12-3
31	Dec 14	Tor.	4-4	T	15-12-4
32	Dec 18	Buff.	4-5	L	15-13-4
33	Dec 19	at Cgy.	1-3	L	15-14-4
34	Dec 21	NYI	3-3	T	15-14-5
35	Dec 23	Mtl.	6-3	W	16-14-5
36	Dec 26	at Mtl.	4-4	T	16-14-6
37	Dec 28	Hart.	4-1	W	17-14-6
38	Jan 2	Wash.	4-7	L	17-15-6
39	Jan 4	Mtl.	3-1	W	18-15-6
40	Jan 7	at NYR	1-5	L	18-16-6
41	Jan 8	at Bos.	1-6	L	18-17-6
42	Jan 10	at NJ	2-6	L	18-18-6
43	Jan 12	at Buff.	1-2	L	18-19-6
44	Jan 13	at Bos.	0-2	L	18-20-6
45	Jan 15	Cgy.	7-2	W	19-20-6
46	Jan 18	St. L.	3-1	T	20-20-6
47	Jan 21	at Wash.	5-4	W	21-20-6
48	Jan 22	at Pitt.	7-3	W	22-20-6
49	Jan 25	Winn.	6-3	W	23-20-6
50	Jan 27	at Hart.	2-5	L	23-21-6
51	Jan 29	NJ	6-4	W	24-21-6
52	Feb 1	Hart.	12-3	W	25-21-6
53	Feb 3	at Bos.	3-5	L	25-22-6
54	Feb 5	Buff.	0-0	T	25-22-7
55	Feb 6	Wash.	4-4	T	25-22-8
56	Feb 10	at Cgy.	3-3	T	25-22-9
57	Feb 11	at Edm.	3-7	L	25-23-9
58	Feb 13	at Chi.	5-4	W	26-23-9
59	Feb 15	NYI	4-1	W	27-23-9
60	Feb 17	at Minn.	3-6	L	27-24-9
61	Feb 19	at St. L.	4-4	T	27-24-10
62	Feb 22	at Mtl.	1-6	L	27-25-10
63	Feb 24	Mtl.	3-6	L	27-26-10
64	Feb 26	NYR	6-3	W	28-26-10
65	Mar 1	Det.	5-5	T	28-26-11
66	Mar 3	at Det.	3-5	L	28-27-11
67	Mar 5	Hart.	10-3	W	29-27-11
68	Mar 6	at Hart.	7-3	W	30-27-11
69	Mar 8	Bos.	5-11	L	30-28-11
70	Mar 12	Minm.	6-3	W	31-28-11
71	Mar 15	at St. L.	3-5	L	31-29-11
72	Mar 17	at LA	3-4	L	31-30-11
73	Mar 18	at Van.	3-7	L	31-31-11
74	Mar 20	at Winn.	2-3	L	31-32-11
75	Mar 24	LA	7-3	W	32-32-11
76	Mar 26	at Tor.	1-2	L	32-33-11
77	Mar 27	at Buff.	6-6	T	32-33-12
78	Mar 29	Bos.	3-4	L	32-34-12
79	Apr 2	at Hart.	5-4	W	33-34-12
80	Apr 3	Hart.	6-5	W	34-34-12

## 1983-1984

### QUEBEC NORDIQUES

42-28-10, 94 points, 3rd Adams Div.

GM	DATE	OPP.	SCORE	W/L	REC.
1	Oct 4	NYI	7-3	W	1-0-0
2	Oct 6	at Bos.	3-9	L	1-1-0
3	Oct 8	Buff.	9-2	W	2-1-0
4	Oct 10	Mtl.	2-6	L	2-2-0
5	Oct 13	at Hart.	4-4	T	2-2-1
6	Oct 14	at NJ	6-4	W	3-2-1
7	Oct 16	at Wash.	4-2	W	4-2-1
8	Oct 18	Bos.	5-3	W	5-2-1
9	Oct 19	at Tor.	8-1	W	6-2-1
10	Oct 22	Minn.	11-2	W	7-2-1
11	Oct 25	Phila.	2-4	L	7-3-1
12	Oct 27	at Phila.	3-4	L	7-4-1
13	Oct 29	at Det.	3-4*	L	7-5-1
14	Nov 1	LA	8-4	W	8-5-1
15	Nov 3	at Mtl.	2-3	L	8-6-1
16	Nov 5	NYR	4-4	T	8-6-2
17	Nov 6	at Buff.	7-1	W	9-6-2
18	Nov 8	Edm.	4-7	L	9-7-2
19	Nov 12	Bos.	4-6	L	9-8-2
20	Nov 15	at Det.	1-3	L	9-9-2
21	Nov 17	at Hart.	4-2	W	10-9-2
22	Nov 19	Hart.	4-4	T	10-9-3
23	Nov 20	at NYR	5-6*	L	10-10-3
24	Nov 22	at NYI	2-3	L	10-11-3
25	Nov 24	at Bos.	6-3	W	11-11-3
26	Nov 26	Buff.	3-2	W	12-11-3
27	Nov 29	Wash.	6-3	W	13-11-3
28	Dec 1	at Mtl.	6-3	W	14-11-3
29	Dec 3	Chi.	3-2	W	15-11-3
30	Dec 6	Cgy	8-1	W	16-11-3
31	Dec 10	at LA	6-4	W	17-11-3
32	Dec 13	at Van.	2-6	L	17-12-3
33	Dec 14	at Cgy.	2-4	L	17-13-3
34	Dec 17	at Edm.	1-8	L	17-14-3
35	Dec 20	Van.	7-3	W	18-13-3
36	Dec 22	Mtl.	4-1	W	19-14-3
37	Dec 27	Hart.	7-3	W	20-14-3
38	Dec 29	at Buff.	5-8	L	20-15-3
39	Dec 31	at Mtl.	2-4	L	20-16-3
40	Jan 3	Mtl.	9-5	W	21-16-3
41	Jan 5	at Bos.	8-3	W	22-16-3
42	Jan 7	Tor.	4-2	W	23-16-3
43	Jan 10	Pitt.	7-1	W	24-16-3
44	Jan 12	at NJ	4-1	W	25-16-3
45	Jan 14	Phila.	3-3	T	25-16-4
46	Jan 17	Bos.	7-3	W	26-16-4
47	Jan 19	at Bos.	3-4	L	26-17-4
48	Jan 21	Chi.	4-4	T	26-17-5
49	Jan 24	Winn.	3-5	L	26-18-5
50	Jan 26	at NYI	5-1	W	27-18-5
51	Jan 28	Hart.	3-0	W	28-18-5
52	Jan 29	at Hart.	5-5	T	28-18-6
53	Feb 4	NJ	3-5	L	28-19-6
54	Feb 5	at Buff.	2-1	W	29-19-6
55	Feb 7	Van.	2-4	L	29-20-6
56	Feb 11	at Tor.	2-4	L	29-21-6
57	Feb 13	Pitt.	6-1	W	30-21-6
58	Feb 15	at Chi.	2-5	L	30-22-6
59	Feb 17	at Winn.	6-3	W	31-22-6
60	Feb 18	at Minn.	7-2	W	32-22-6
61	Feb 21	Mtl.	3-2	W	33-22-6
62	Feb 23	at NYR	2-4	L	33-23-6
63	Feb 25	St. L.	3-3	T	33-23-7
64	Feb 26	St. L.	5-0	W	34-23-7
65	Feb 28	Det.	6-2	W	35-23-7
66	Mar 3	Buff.	4-2	W	36-23-7
67	Mar 4	at Buff.	1-1	T	36-23-8
68	Mar 6	Cgy	4-3	W	37-23-8
69	Mar 8	at Pitt.	8-6	W	38-23-8
70	Mar 9	at Wash.	3-5	L	38-24-8
71	Mar 11	at Winn.	5-6*	L	38-25-8
72	Mar 13	Edm.	5-6*	L	38-26-8
73	Mar 17	at St. L.	6-4	W	39-26-8
74	Mar 18	at Minn.	5-5	T	39-26-9
75	Mar 20	at LA	3-1	W	40-26-9
76	Mar 24	Hart.	2-3*	L	40-27-9
77	Mar 25	at Hart.	7-6	T	40-27-10
78	Mar 27	Bos.	4-6	L	40-28-10
79	Mar 29	at Mtl.	5-2	W	41-28-10
80	Mar 31	Buff.	4-1	W	42-28-10

\*Overtime Decision

## 1984-1985

### QUEBEC NORDIQUES

41-30-9, 91 points, 2nd Adams Div.

GM	DATE	OPP.	SCORE	W/L	REC.
1	Oct 11	at Van.	5-2	W	1-0-0
2	Oct 13	at Cgy.	2-7	L	1-1-0
3	Oct 14	at Edm.	2-9	T	1-2-0
4	Oct 17	Buff.	4-1	W	2-2-0
5	Oct 19	at Buff.	4-5	L	2-3-0
6	Oct 20	at Tor.	12-3	W	3-3-0
7	Oct 23	Mtl.	1-3	L	3-4-0
8	Oct 26	Tor.	2-2	T	3-4-1
9	Oct 27	NYR	2-5	L	3-5-1
10	Oct 29	at Mtl.	2-4	L	3-6-1
11	Oct 31	at Hart.	5-3	W	4-6-1
12	Nov 1	at Bos.	1-7	L	4-7-1
13	Nov 3	NYI	5-4	W	5-7-1
14	Nov 6	Winn.	5-3	W	6-7-1
15	Nov 10	Hart.	0-1	L	6-8-1
16	Nov 13	LA	4-5*	L	6-9-1
17	Nov 14	at St. L.	7-3	W	7-9-1
18	Nov 16	at St. L.	2-4	L	7-10-1
19	Nov 18	at Chi.	5-3	W	8-10-1
20	Nov 20	Chi.	3-2*	W	9-10-1
21	Nov 24	NYR	8-3	W	10-10-1
22	Nov 25	at NYR	3-9*	L	11-10-1
23	Nov 27	Wash.	2-2	T	11-11-1
24	Dec 1	Hart.	8-4	W	12-11-1
25	Dec 3	Bos.	3-3	T	12-11-2
26	Dec 6	at Phila.	1-1	T	12-11-3
27	Dec 8	NJ	7-3	W	13-11-3
28	Dec 9	at Buff.	4-4	T	13-11-4
29	Dec 11	Van.	3-4	L	13-12-4
30	Dec 13	at Bos.	5-5	T	13-12-5
31	Dec 15	at NJ	3-8	L	13-13-5
32	Dec 18	Wash.	1-4	L	13-14-5
33	Dec 20	at Det.	4-5	L	13-15-5
34	Dec 22	Buff.	3-1	W	14-15-5
35	Dec 23	at Chi.	3-2*	W	15-15-5
36	Dec 27	Mtl.	3-5	L	15-16-5
37	Dec 29	Pitt.	10-2	W	16-16-5
38	Dec 31	at Mtl.	4-4	T	16-16-6
39	Jan 2	Hart.	7-3	W	17-16-6
40	Jan 4	at Wash.	5-3	W	18-16-6
41	Jan 5	at Pitt.	8-3	W	19-16-6
42	Jan 8	Edm.	0-4	L	19-17-6
43	Jan 11	Cgy.	4-0	W	20-17-6
44	Jan 13	Det.	5-2	W	21-17-6
45	Jan 15	Mtl.	1-2	L	21-18-6
46	Jan 19	Bos.	4-3	T	22-18-6
47	Jan 22	Tor.	2-2	T	22-18-7
48	Jan 24	at Mtl.	4-3	W	23-18-7
49	Jan 25	Buff.	4-2	W	24-18-7
50	Jan 27	at Buff.	4-3	L	24-19-7
51	Jan 31	at Bos.	5-6	L	24-20-7
52	Feb 2	at Det.	3-6	L	24-21-7
53	Feb 3	Minm.	5-1	W	25-21-7
54	Feb 7	Mtl.	4-5	L	25-22-7
55	Feb 9	NJ	2-2	T	25-22-8
56	Feb 10	at Hart.	10-4	W	26-22-8
57	Feb 14	at Phila.	3-6	L	26-23-8
58	Feb 16	at Pitt.	8-1	W	27-23-8
59	Feb 17	at Minn.	4-3	W	28-23-8
60	Feb 19	LA	7-6	W	

# YEAR-BY-YEAR TEAM RESULTS



## 1985-1986 QUEBEC NORDIQUES

43-31-6, 92 points, 1st Adams Div.

GM	DATE	OPP.	SCORE	W/L	REC.
1	Oct. 10	Chi.	6-2	W	1-0-0
2	Oct. 12	at Tor.	4-0	W	2-0-0
3	Oct. 13	at Winn.	5-2	W	3-0-0
4	Oct. 15	Hart.	4-1	W	4-0-0
5	Oct. 17	at Phila.	2-1	W	5-0-0
6	Oct. 19	Pitt.	4-3	W	6-0-0
7	Oct. 21	at Mil.	3-2	W	7-0-0
8	Oct. 24	at NYI	5-6	L	7-1-0
9	Oct. 26	at Pitt.	4-4	T	7-1-1
10	Oct. 29	Mtl.	6-4	W	8-1-1
11	Oct. 30	at Hart.	4-6	L	8-2-1
12	Nov. 2	Phila.	3-5	L	8-3-1
13	Nov. 5	Bos.	7-5	W	9-3-1
14	Nov. 9	Hart.	3-4	L	9-4-1
15	Nov. 13	at Chi.	4-5	L	9-5-1
16	Nov. 14	at St. L.	3-5	L	9-6-1
17	Nov. 16	Buff.	3-1	W	10-6-1
18	Nov. 19	Edm.	4-5	L	10-7-1
19	Nov. 22	at Buff.	5-7	L	10-8-1
20	Nov. 23	at Wash.	0-3	L	10-9-1
21	Nov. 26	Cgy.	1-3	L	10-10-1
22	Nov. 28	at Bos.	3-0	W	11-10-1
23	Nov. 30	Bos.	2-0	W	12-10-1
24	Dec. 4	Van.	5-4	W	13-10-1
25	Dec. 6	NVI	7-3	W	14-10-1
26	Dec. 7	at NYI	4-1	W	15-10-1
27	Dec. 10	Buff.	7-3	W	16-10-1
28	Dec. 12	at Bos.	1-1	T	16-10-2
29	Dec. 14	NJ	9-3	W	17-10-2
30	Dec. 15	at Buff.	2-6	L	17-11-2
31	Dec. 18	at Mtl.	2-3	L	17-12-2
32	Dec. 19	Mtl.	5-4*	W	18-12-2
33	Dec. 22	Wash.	5-7	L	18-13-2
34	Dec. 26	at Wash.	3-4	L	18-14-2
35	Dec. 28	at Phila.	4-1	W	19-14-2
36	Dec. 31	Hart.	5-1	W	19-15-2
37	Jan. 2	at Hart.	3-2	W	20-15-2
38	Jan. 4	at Det.	7-2	W	21-15-2
39	Jan. 5	at NYR	5-4	W	22-15-2
40	Jan. 7	St. L.	7-4	W	23-15-2
41	Jan. 10	Edm.	5-3	W	24-15-2
42	Jan. 11	at Tor.	5-1	W	25-15-2
43	Jan. 14	Winn.	4-5	L	25-16-2
44	Jan. 17	at Hart.	6-11	L	25-17-2
45	Jan. 18	Hart.	2-5	L	25-18-2
46	Jan. 20	Mtl.	3-2*	W	26-18-2
47	Jan. 23	at NYR	4-0	W	27-18-2
48	Jan. 25	Buff.	4-3	W	28-18-2
49	Jan. 27	NVI	6-6	T	28-18-3
50	Jan. 29	at Mtl.	3-5	L	28-19-3
51	Feb. 1	Phila.	2-2	T	28-19-4
52	Feb. 2	at Buff.	3-5	L	28-20-4
53	Feb. 5	Mtl.	3-2	W	29-20-4
54	Feb. 8	Chi.	8-5	W	30-20-4
55	Feb. 9	at Bos.	4-3*	W	31-20-4
56	Feb. 12	at LA	5-2	W	32-20-4
57	Feb. 14	at Edm.	2-8	L	32-21-4
58	Feb. 16	at Cgy.	6-3	W	33-21-4
59	Feb. 18	LA	4-5	L	33-22-4
60	Feb. 20	at NJ	3-4*	L	33-23-4
61	Feb. 21	at Minn.	2-5	L	33-24-4
62	Feb. 23	at Winn.	2-4	L	33-25-4
63	Feb. 25	Bos.	4-7	L	33-26-4
64	Feb. 28	at Buff.	6-2	W	34-26-4
65	Mar. 1	Buff.	4-8	L	34-27-4
66	Mar. 4	St. L.	3-6	L	34-28-4
67	Mar. 6	at Bos.	5-4*	W	35-28-4
68	Mar. 8	at Hart.	6-3	W	36-28-4
69	Mar. 11	Van.	1-1	T	36-28-5
70	Mar. 14	Cgy.	6-2	W	37-28-5
71	Mar. 15	Minn.	3-2	W	38-28-5
72	Mar. 17	at Mtl.	8-6	W	39-28-5
73	Mar. 19	Tor.	5-2	W	40-28-5
74	Mar. 22	Pitt.	4-7	L	40-29-5
75	Mar. 24	at Minn.	1-0	L	41-29-5
76	Mar. 26	at Van.	6-7	L	41-30-5
77	Mar. 29	at LA	5-3	W	42-30-5
78	Apr. 1	Det.	4-0	W	43-30-5
79	Apr. 2	at NJ	5-6	L	43-31-5
80	Apr. 5	Bos.	2-2	T	43-31-6

\*Overtime Decision

## 1986-1987 QUEBEC NORDIQUES

31-39-10, 72 points, 4th Adams Div.

GM	DATE	OPP.	SCORE	W/L	REC.
1	Oct. 9	Det.	6-1	W	1-0-0
2	Oct. 11	at Minn.	4-4	T	1-0-1
3	Oct. 13	at Van.	7-1	W	2-0-1
4	Oct. 15	at Edm.	2-5	L	2-1-1
5	Oct. 16	at Cgy.	4-2	W	3-1-1
6	Oct. 18	at St. L.	3-4	L	3-2-1
7	Oct. 21	Wash.	4-4	T	3-2-2
8	Oct. 22	at Tor.	7-1	W	4-2-2
9	Oct. 25	Tor.	4-3	W	5-2-2
10	Oct. 28	LA	6-2	W	6-2-2
11	Oct. 30	at Phila.	3-6	L	6-3-2
12	Nov. 1	at Hart.	2-2	T	6-3-3
13	Nov. 2	Hart.	3-3	T	6-3-4
14	Nov. 4	Winn.	3-6	L	6-4-4
15	Nov. 8	Bos.	1-5	L	6-5-4
16	Nov. 9	NVI	6-5	W	7-5-4
17	Nov. 12	at Mtl.	3-4	L	7-6-4
18	Nov. 14	at Wash.	4-1	W	8-6-4
19	Nov. 15	at Pitt.	2-5	L	8-7-4
20	Nov. 18	NYI	3-4*	L	8-8-4
21	Nov. 21	at Buff.	6-1	W	9-8-4
22	Nov. 22	Buff.	3-1	W	10-8-4
23	Nov. 25	Mtl.	2-1	W	11-8-4
24	Nov. 26	at NYR	2-4	L	11-9-4
25	Nov. 29	Wash.	3-3	W	12-9-4
26	Dec. 1	Hart.	4-1	W	13-9-4
27	Dec. 3	at Hart.	1-2	L	13-10-4
28	Dec. 4	at Bos.	2-3	L	13-11-4
29	Dec. 6	Cgy.	2-3	L	13-12-4
30	Dec. 9	St. L.	1-4	L	13-13-4
31	Dec. 13	Buff.	7-0	W	14-13-4
32	Dec. 14	Bos.	2-6	L	14-14-4
33	Dec. 17	at Edm.	3-5	L	14-15-4
34	Dec. 18	at Cgy.	2-6	L	14-16-4
35	Dec. 19	at Phila.	3-3	T	14-16-5
36	Dec. 21	at Winn.	4-4	T	15-16-5
37	Dec. 27	NJ	2-2	T	15-16-6
38	Dec. 30	Mtl.	6-3	W	16-16-6
39	Dec. 31	at Mtl.	1-4	L	16-17-6
40	Jan. 3	NYR	2-5	L	16-18-6
41	Jan. 4	at Buff.	2-7	L	16-19-6
42	Jan. 6	Van.	3-2	W	17-19-6
43	Jan. 8	at NJ	4-4	T	17-19-7
44	Jan. 10	at Mtl.	2-5	L	17-20-7
45	Jan. 15	Edm.	1-4	L	17-21-7
46	Jan. 17	at Det.	2-3	L	17-22-7
47	Jan. 18	at Chi.	5-3	W	18-22-7
48	Jan. 20	Bos.	3-5	L	18-23-7
49	Jan. 23	at Hart.	2-3	L	18-24-7
50	Jan. 24	NYI	1-2*	L	18-25-7
51	Jan. 27	Hart.	4-2	W	19-25-7
52	Jan. 30	at Buff.	1-3	L	19-26-7
53	Feb. 1	LA	3-2	W	20-26-7
54	Feb. 3	Mtl.	4-1	W	21-26-7
55	Feb. 4	at Mtl.	3-4	L	21-27-7
56	Feb. 7	Buff.	5-2	W	22-27-7
57	Feb. 8	at Bos.	2-1	W	23-27-7
58	Feb. 15	at Chi.	4-6	L	23-28-7
59	Feb. 17	Winn.	3-3	T	23-28-8
60	Feb. 20	at Det.	3-6	L	23-29-8
61	Feb. 21	at St. L.	3-4*	L	23-30-8
62	Feb. 24	Minn.	5-4	W	24-30-8
63	Feb. 26	at Bos.	2-6	L	24-31-8
64	Feb. 28	at Hart.	1-2	L	24-32-8
65	Mar. 3	Pitt.	1-8	L	24-33-8
66	Mar. 7	Buff.	5-5	T	24-33-9
67	Mar. 8	at Buff.	1-5	L	24-34-9
68	Mar. 10	Hart.	6-4	W	25-34-9
69	Mar. 12	at Pitt.	3-6	L	25-35-9
70	Mar. 14	at LA	6-3	W	26-35-9
71	Mar. 17	at Van.	2-4	L	26-36-9
72	Mar. 20	Tor.	5-4	W	27-36-9
73	Mar. 21	Phila.	2-2	T	27-36-10
74	Mar. 24	Mtl.	3-4	L	27-37-10
75	Mar. 26	at Phila.	2-3*	L	27-38-10
76	Mar. 28	Chi.	5-4	W	28-38-10
77	Mar. 31	Bos.	3-4	L	28-39-10
78	Apr. 2	at NYI	4-1	W	29-39-10
79	Apr. 4	NJ	8-4	W	30-39-10
80	Apr. 5	at Bos.	6-4	W	31-39-10

\*Overtime Decision



## 1987-1988 QUEBEC NORDIQUES

32-43-5, 69 points, 5th Adams Div.

GM	DATE	OPP.	SCORE	W/L	REC.
1	Oct. 8	at Hart.	5-1	W	1-0-0
2	Oct. 10	Bos.	6-5*	W	2-0-0
3	Oct. 12	at Mtl.	5-2	W	3-0-0
4	Oct. 16	at Buff.	2-2	T	3-0-1
5	Oct. 17	Buff.	2-6	L	3-1-1
6	Oct. 22	Minn.	3-5	L	3-2-1
7	Oct. 24	Cgy.	5-7	L	3-3-1
8	Oct. 27	Edm.	5-0	W	4-3-1
9	Oct. 29	at Bos.	4-2	W	5-3-1
10	Oct. 31	Pitt.	4-5*	L	5-4-1
11	Nov. 1	Hart.	1-5	L	5-5-1
12	Nov. 3	St. L.	4-3	W	6-5-1
13	Nov. 6	at Wash.	4-1	W	7-5-1
14	Nov. 7	at Hart.	5-3	W	8-5-1
15	Nov. 9	Bos.	6-4	W	9-5-1
16	Nov. 13	at Van.	4-6	L	9-6-1
17	Nov. 14	at LA	7-8	L	9-7-1
18	Nov. 18	at Edm.	1-4	L	9-8-1
19	Nov. 19	at Cgy.	1-9	L	9-9-1
20	Nov. 23	Mtl.	4-3*	W	10-9-1
21	Nov. 25	at Pitt.	4-6	L	10-10-1
22	Nov. 28	Phila.	3-6	L	10-11-1
23	Dec. 1	Van.	1-3	L	10-12-1
24	Dec. 3	at Buff.	3-6	L	10-13-1
25	Dec. 6	NVI	3-2	W	11-13-1
26	Dec. 8	Hart.	4-5	L	11-14-1
27	Dec. 11	at Winn.	3-3	T	11-14-2
28	Dec. 12	at Minn.	5-0	W	12-14-2
29	Dec. 16	at Mtl.	4-5	L	12-15-2
30	Dec. 20	Det.	4-2	W	13-15-2
31	Dec. 22	Wash.	1-2	L	13-16-2
32	Dec. 26	at Hart.	4-2	W	14-16-2
33	Dec. 27	Hart.	5-3	W	15-16-2
34	Dec. 29	Buff.	5-1	W	16-16-2
35	Dec. 31	at NYR	3-2	W	17-16-2
36	Jan. 2	at Bos.	1-5	L	16-18-2
37	Jan. 3	at Buff.	1-2	L	16-19-2
38	Jan. 6	at Chi.	6-1	W	17-19-2
39	Jan. 9	Van.	2-4	L	17-20-2
40	Jan. 13	at NJ	5-3	W	18-20-2
41	Jan. 14	at NYI	5-8	L	18-21-2
42	Jan. 16	Chi.	4-1	W	19-21-2
43	Jan. 19	Edm.	4-4	T	19-21-3
44	Jan. 21	at Tor.	5-4	W	20-21-3
45	Jan. 23	St. L.	3-5	L	20-22-3
46	Jan. 24	Mtl.	3-3	L	20-23-3
47	Jan. 26	LA	5-3	W	21-23-3
48	Jan. 28	at Bos.	0-3	L	21-24-3
49	Jan. 30	at St. L.	2-5	L	21-25-3
50	Feb. 2	Buff.	1-5	L	21-26-3
51	Feb. 4	NYR	3-2	W	22-26-3
52	Feb. 6	Bos.	0-3	L	22-27-3
53	Feb. 7	Chi.	5-5	T	22-27-4
54	Feb. 11	at LA	3-5	L	22-28-4
55	Feb. 13	at Minn.	7-3	W	23-28-4
56	Feb. 14	at Winn.	2-3	L	23-29-4
57	Feb				

# YEAR-BY-YEAR TEAM RESULTS

## 1988-1989 QUEBEC NORDIQUES



27-46-7, 61 points, 5th Adams Div.

GM	DATE	OPP.	SCORE	W/L	REC.
1	Oct 6	at Hart.	5-2	W	1-0-0
2	Oct 8	NJ	3-5	L	1-1-0
3	Oct 9	Minn.	4-1	W	2-1-0
4	Oct 12	at Phila.	6-5	W	3-1-0
5	Oct 14	Buff.	4-5	L	3-2-0
6	Oct 16	at Buff.	5-3	W	4-2-0
7	Oct 20	at Phila.	2-5	L	4-3-0
8	Oct 22	at NYI	3-7	L	4-4-0
9	Oct 23	at NYR	2-8	L	4-5-0
10	Oct 25	Chi.	4-7	L	4-6-0
11	Oct 27	at Bos.	2-6	L	4-7-0
12	Oct 29	NYI	3-2*	W	5-7-0
13	Nov 1	LA	1-3	L	5-8-0
14	Nov 3	at Pitt.	6-2	W	6-9-0
15	Nov 5	St. L.	2-5	L	6-9-0
16	Nov 8	Winn.	4-8	L	6-10-0
17	Nov 10	at Wash.	1-4	L	6-11-0
18	Nov 12	at St. L.	3-4	L	6-12-0
19	Nov 13	at Chi.	5-5	T	6-12-0
20	Nov 15	Bos.	5-5	T	6-12-2
21	Nov 19	Phila.	6-5	W	7-12-2
22	Nov 23	at Hart.	3-4	L	7-13-2
23	Nov 24	Mtl.	5-3	W	8-13-2
24	Nov 26	Hart.	2-4	L	8-14-2
25	Nov 28	Edm.	4-7	L	8-15-2
26	Nov 30	at Buff.	2-6	L	8-16-2
27	Dec 1	at Det.	3-7	L	8-17-2
28	Dec 3	Det.	6-4	W	9-17-2
29	Dec 6	at Cgy.	2-3	L	9-18-2
30	Dec 7	at Edm.	3-8	L	9-19-2
31	Dec 9	at Van.	4-2	W	10-19-2
32	Dec 13	Wash.	1-4	L	10-20-2
33	Dec 15	Mtl.	6-4	W	11-20-2
34	Dec 17	at Bos.	2-2	T	11-20-3
35	Dec 18	Bos.	2-3	L	12-20-3
36	Dec 21	at Mtl.	4-6	L	12-21-3
37	Dec 23	at Winn.	5-4	W	13-21-3
38	Dec 28	Hart.	4-4	T	13-21-4
39	Dec 29	Tor.	5-6	L	13-22-4
40	Dec 31	at Tor.	1-6	L	13-23-4
41	Jan 3	at Cgy.	1-5	L	13-24-4
42	Jan 4	at Edm.	2-4	L	13-25-4
43	Jan 8	Bos.	2-4	L	13-26-4
44	Jan 10	Wash.	4-4	T	13-26-5
45	Jan 12	at Phila.	2-7	L	13-27-5
46	Jan 14	Edm.	1-1	T	13-27-6
47	Jan 17	NJ	7-4	W	14-27-6
48	Jan 19	at NJ	5-4	W	15-27-6
49	Jan 21	Cgy.	4-3	W	16-27-6
50	Jan 23	Hart.	0-5	L	16-28-6
51	Jan 26	at Minn.	3-5	L	16-29-6
52	Jan 28	at Hart.	3-2*	W	17-29-6
53	Jan 30	at Det.	4-3	W	18-29-6
54	Feb 2	Mtl.	1-6	L	18-30-6
55	Feb 4	Minn.	6-3	W	19-30-6
56	Feb 5	NYI	2-3	L	19-31-6
57	Feb 9	at Pitt.	2-5	L	19-32-6
58	Feb 11	Pitt.	8-1	W	20-32-6
59	Feb 13	at Mtl.	3-2	W	21-32-6
60	Feb 16	at Van.	2-3	L	21-33-6
61	Feb 18	at LA	3-11	L	21-34-6
62	Feb 21	Winn.	4-3	W	22-34-6
63	Feb 23	at Hart.	2-4	L	22-35-6
64	Feb 25	NYR	2-7	L	22-36-6
65	Feb 28	Van.	2-3	L	22-37-6
66	Mar 2	at Bos.	2-5	L	22-38-6
67	Mar 4	Buff.	6-2	W	23-38-6
68	Mar 5	at Buff.	8-2	W	24-38-6
69	Mar 7	Tor.	4-6	L	24-39-6
70	Mar 9	Mtl.	2-5	L	24-40-6
71	Mar 14	LA	0-4	L	24-41-6
72	Mar 16	at Bos.	2-2	T	24-41-7
73	Mar 18	NYR	8-3	W	25-41-7
74	Mar 22	at Mtl.	0-8	L	25-42-7
75	Mar 23	Hart.	6-3	W	26-42-7
76	Mar 25	Buff.	4-1	W	27-42-7
77	Mar 29	at Chi.	1-3	L	27-43-7
78	Mar 30	at St. L.	3-4*	T	27-44-7
79	Apr 1	Bos.	4-5	L	27-45-7
80	Apr 2	at Buff.	2-4	L	27-46-7

\*Overtime Decision

## 1989-1990 QUEBEC NORDIQUES



12-61-7, 31 points, 5th Adams Div.

GM	DATE	OPP.	SCORE	W/L	REC.
1	Oct 5	at Buff.	3-4	L	0-1-0
2	Oct 7	Bos.	4-1	W	1-1-0
3	Oct 8	Hart.	6-9	L	1-2-0
4	Oct 12	at Phila.	2-4	L	1-3-0
5	Oct 14	at Minn.	2-3	L	1-4-0
6	Oct 17	Cgy.	8-8	T	1-4-1
7	Oct 19	at Chi.	5-3	W	2-4-1
8	Oct 21	Min.	7-2	W	3-4-1
9	Oct 25	at Hart.	0-2	L	3-5-1
10	Oct 26	at Bos.	2-4	L	3-6-1
11	Oct 28	Edm.	3-6	L	3-7-1
12	Oct 31	Chi.	3-5	L	3-8-1
13	Nov 2	at NYR	1-6	L	3-9-1
14	Nov 4	St. L.	2-5	L	3-10-1
15	Nov 5	Wash.	3-3	L	3-11-1
16	Nov 8	at NJ	3-6	L	3-12-1
17	Nov 9	at NYI	7-5	W	4-12-1
18	Nov 11	Van.	3-2	W	5-12-1
19	Nov 14	Winn.	3-5	L	5-13-1
20	Nov 16	at Pitt.	2-8	L	5-14-1
21	Nov 18	Det.	1-8	L	5-15-1
22	Nov 21	Cgy.	4-4	T	5-15-2
23	Nov 22	at Hart.	4-2	W	6-15-2
24	Nov 25	Buff.	2-3	L	6-16-2
25	Nov 26	at NYR	1-7	L	6-17-2
26	Nov 29	at Mtl.	2-5	L	6-18-2
27	Nov 30	Mtl.	2-6	L	6-19-2
28	Dec 2	Pitt.	4-7	L	6-20-2
29	Dec 5	Bos.	3-3	T	6-20-3
30	Dec 9	Phila.	6-6	T	6-20-4
31	Dec 10	LA	4-8	L	6-21-4
32	Dec 13	at Edm.	1-5	L	6-22-4
33	Dec 14	at Cgy.	2-8	L	6-23-4
34	Dec 17	at Van.	2-2	T	6-23-5
35	Dec 21	at NYR	1-7	L	6-24-5
36	Dec 23	Buff.	5-6	L	6-25-5
37	Dec 26	Hart.	3-3	T	6-25-6
38	Dec 30	NYI	6-3	W	7-25-6
39	Jan 3	at Tor.	4-5	L	7-26-6
40	Jan 4	at Det.	1-4	L	7-27-6
41	Jan 6	at NYI	2-5	L	7-28-6
42	Jan 9	Mtl.	5-2	W	8-28-6
43	Jan 11	at Bos.	1-3	L	8-29-6
44	Jan 13	NJ	4-5	L	8-30-6
45	Jan 16	at Minn.	8-6	W	9-30-6
46	Jan 18	at NYI	4-7	L	9-31-6
47	Jan 23	Bos.	2-9	L	9-32-6
48	Jan 24	at Mtl.	3-7	L	9-33-6
49	Jan 27	Det.	6-8	L	9-34-6
50	Jan 30	Buff.	2-5	L	9-35-6
51	Jan 31	at Buff.	3-6	L	9-36-6
52	Feb 3	Hart.	1-5	L	9-37-6
53	Feb 4	Bos.	2-3	L	9-38-6
54	Feb 6	at Wash.	2-12	L	9-39-6
55	Feb 8	at Bos.	1-5	L	9-40-6
56	Feb 10	at Mtl.	2-7	L	9-41-6
57	Feb 13	Van.	5-3	W	10-41-6
58	Feb 15	at St. L.	2-9	L	10-42-6
59	Feb 17	at LA	1-7	L	10-43-6
60	Feb 21	at Hart.	2-3	L	10-44-6
61	Feb 22	Mtl.	5-6	L	10-45-6
62	Feb 24	St. L.	1-6	L	10-46-6
63	Feb 26	Pitt.	3-2	W	11-46-6
64	Feb 28	at Tor.	4-5	L	11-47-6
65	Mar 3	Buff.	3-3	T	11-47-7
66	Mar 4	at Buff.	3-5	L	11-48-7
67	Mar 7	at Winn.	3-6	L	11-49-7
68	Mar 9	at Wash.	3-4	L	11-50-7
69	Mar 10	at NJ	3-9	L	11-51-7
70	Mar 13	Edm.	1-4	L	11-52-7
71	Mar 15	Chi.	3-6	L	11-53-7
72	Mar 17	Phila.	6-3	W	12-53-7
73	Mar 18	at Mtl.	3-8	L	12-54-7
74	Mar 21	at Hart.	1-4	L	12-55-7
75	Mar 22	at Bos.	3-7	L	12-56-7
76	Mar 24	Tor.	3-4*	T	12-57-7
77	Mar 27	NYR	4-7	L	12-58-7
78	Mar 29	Mtl.	2-5	L	12-59-7
79	Mar 31	Hart.	2-3	L	12-60-7
80	Apr 1	at Buff.	2-5	L	12-61-7

\*Overtime Decision

## 1990-1991 QUEBEC NORDIQUES



16-50-14, 46 points, 5th Adams Div.

GM	DATE	OPP.	SCORE	W/L	REC.
1	Oct 4	at Hart.	3-3	T	0-0-1
2	Oct 6	at Bos.	1-7	L	0-1-1
3	Oct 7	at Bos.	2-5	L	0-2-1
4	Oct 10	at Tor.	8-5	W	1-2-1
5	Oct 12	at Buff.	4-2	W	2-2-1
6	Oct 13	Buff.	4-4	T	2-2-2
7	Oct 16	Hart.	1-1	T	2-2-3
8	Oct 18	at Phila.	4-5	L	2-3-3
9	Oct 20	Det.	5-3	W	3-3-3
10	Oct 21	Van.	2-3	L	3-4-3
11	Oct 25	at Pitt.	3-6	L	3-5-3
12	Oct 27	NYR	1-4	L	3-6-3
13	Oct 29	at NYR	0-5	L	3-7-3
14	Nov 1	at Chi.	2-6	L	3-8-3
15	Nov 3	Min.	0-2	L	3-9-3
16	Nov 6	Wash.	1-4	L	3-10-3
17	Nov 8	at Minn.	2-3	L	3-11-3
18	Nov 10	Phila.	2-5	L	3-12-3
19	Nov 11	at Mtl.	4-5*	L	3-13-3
20	Nov 13	at St. L.	2-4	L	3-14-3
21	Nov 15	at Bos.	0-6	L	3-15-3
22	Nov 17	Chi.	2-7	L	3-16-3
23	Nov 19	Mtl.	2-5	L	3-17-3
24	Nov 21	at Hart.	4-4	T	3-17-4
25	Nov 22	Winn.	4-11	W	3-18-4
26	Nov 25	LA	4-4	T	3-18-5
27	Nov 28	at Hart.	4-3	W	4-18-5
28	Dec 1	Buff.	4-2	W	5-18-5
29	Dec 2	Cgy.	5-5	T	5-18-6
30	Dec 5	at Edm.	2-3	L	5-19-6
31	Dec 7	at Cgy.	5-3	W	6-19-6
32	Dec 10	at Van.	3-2*	W	7-19-6
33	Dec 13	at Det.	2-5	L	7-20-6
34	Dec 15	NYI	2-7	L	7-21-6
35	Dec 18	Mtl.	4-11	W	8-21-6
36	Dec 19	at Mtl.	0-1	T	8-21-7
37	Dec 22	NJ	1-4	L	8-22-7
38	Dec 23	at Buff.	3-10	L	8-23-7
39	Dec 26	Hart.	1-4	L	8-24-7
40	Dec 29	Wash.	4-3	W	9-24-7
41	Dec 31	at NYI	3-6	L	9-25-7
42	Jan 3	at St. L.	7-8	W	9-26-7
43	Jan 5	at Mtl.	0-3	L	9-27-7
44	Jan 8	Bos.	4-2	W	10-27-7
45	Jan 10	at Bos.	3-5	L	10-28-7
46	Jan 12	St. L.	4-4	T	10-28-8
47	Jan 13	NYI	3-4	L	10-29-8
48	Jan 17	at Phila.	1-5	L	10-30-8
49	Jan 22	Tor.	4-4	T	10-30-9
50	Jan 24	at NJ	1-6	L	10-31-9
51	Jan 26	Pitt.	5-6	L	10-32-9
52	Jan 29	Winn.	2-5	L	10-33-9
53	Jan 31	at Buff.	4-1	W	11-33-9
54	Feb 2	Min.	4-6	L	11-34-9
55	Feb 7	Mtl.	1-5	L	11-35-9
56	Feb 9	NJ	3-1	W	12-35-9
57	Feb 10	Bos.	4-7	L	12-36-9
58	Feb 12	Buff.	4-4	T	12-36-10
59	Feb 14	at Chi.	1-2*	L	12-37-10
60	Feb 17	at Winn.	0-6	L	12-38-10
61	Feb 18	at Van.	3-3	T	12-38-11
62	Feb 20				

# YEAR-BY-YEAR TEAM RESULTS



## 1991-1992 QUEBEC NORDIQUES

20-48-12, 52 points, 5th Adams Div.

GM	DATE	OPP.	SCORE	W/L	REC.
1	Oct. 5	Hart.	4-2	W	1-0-0
2	Oct. 8	at NJ	5-6	L	1-1-0
3	Oct. 10	at Minn.	2-3	L	1-2-0
4	Oct. 12	Buff.	4-3	L	1-3-0
5	Oct. 13	NYI	1-1	T	1-3-1
6	Oct. 17	at Phila.	3-5	L	1-4-1
7	Oct. 19	Det.	1-6	L	1-5-1
8	Oct. 23	at Mtl.	2-3*	L	1-6-1
9	Oct. 24	Mtl.	0-5	L	1-7-1
10	Oct. 26	NJR	3-5	L	1-8-1
11	Oct. 29	Winn.	7-2	W	2-8-1
12	Oct. 31	at NYR	4-5	L	2-9-1
13	Nov. 2	SJ	6-3	W	3-9-1
14	Nov. 7	Chi.	2-4	L	3-10-1
15	Nov. 10	Wash.	3-10	L	3-11-1
16	Nov. 12	at Hart.	4-5	L	3-12-1
17	Nov. 14	at Bos.	2-5	L	3-13-1
18	Nov. 16	Edm.	2-6	L	3-14-1
19	Nov. 18	Pitt.	3-7	L	3-15-1
20	Nov. 21	Mtl.	5-2	W	4-15-1
21	Nov. 23	at Phila.	3-5	L	4-16-1
22	Nov. 25	Hart.	5-2	W	5-16-1
23	Nov. 27	at Buff.	4-4	T	5-16-2
24	Nov. 28	at St. L.	5-12	L	5-17-2
25	Nov. 30	Buff.	2-4	L	6-17-2
26	Dec. 3	Van.	3-0	W	7-17-2
27	Dec. 5	at Bos.	2-2	T	7-17-3
28	Dec. 7	LA	7-5	W	8-17-3
29	Dec. 10	Bos.	5-2	W	9-17-3
30	Dec. 12	at Det.	1-4	L	9-18-3
31	Dec. 14	St. L.	2-4	L	9-19-3
32	Dec. 17	at Wash.	1-3	L	9-20-3
33	Dec. 19	at Cgy.	5-5	T	9-20-4
34	Dec. 21	at SJ	6-1	W	9-21-4
35	Dec. 22	at Van.	6-6	T	9-22-4
36	Dec. 26	Mtl.	1-4	L	9-22-5
37	Dec. 28	Hart.	4-1	W	10-22-5
38	Dec. 30	Tor.	5-2	W	11-22-5
39	Jan. 2	at Hart.	1-4	L	11-23-5
40	Jan. 4	at NYI	2-5	L	11-24-5
41	Jan. 8	at Buff.	2-4	L	11-25-5
42	Jan. 9	at Bos.	4-1	W	11-26-5
43	Jan. 11	NJR	2-7	L	11-27-5
44	Jan. 14	Cgy.	3-5	L	11-28-5
45	Jan. 21	Van.	3-5	L	11-29-5
46	Jan. 23	at Chi.	2-4	L	11-30-5
47	Jan. 25	Winn.	2-1	W	12-30-5
48	Jan. 28	Bos.	2-4	L	12-31-5
49	Jan. 29	at Tor.	2-5	L	12-32-5
50	Jan. 31	at Winn.	4-4	T	12-32-6
51	Feb. 2	at Edm.	2-8	L	12-33-6
52	Feb. 5	at Cgy.	3-5	L	12-34-6
53	Feb. 8	Phila.	0-3	L	12-35-6
54	Feb. 9	NJ	1-2	L	12-36-6
55	Feb. 11	Wash.	3-4	L	12-37-6
56	Feb. 13	Phila.	2-3	L	12-38-6
57	Feb. 15	at Mtl.	4-4	T	12-38-7
58	Feb. 18	Minn.	4-0	W	13-38-7
59	Feb. 20	at Pitt.	4-4	T	13-38-8
60	Feb. 22	at Hart.	0-4	L	13-39-8
61	Feb. 23	at Mtl.	3-3	T	13-39-9
62	Feb. 26	at SJ	4-7	L	13-40-9
63	Feb. 27	at LA	2-4	L	13-41-9
64	Mar. 3	Buff.	4-4	T	13-41-10
65	Mar. 5	at Hart.	10-4	W	14-41-10
66	Mar. 7	Det.	4-4	T	14-41-11
67	Mar. 9	Hart.	2-0	W	15-41-11
68	Mar. 11	Mtl.	5-4	W	16-41-11
69	Mar. 14	Bos.	4-5	L	16-42-11
70	Mar. 15	at Buff.	4-6	L	16-43-11
71	Mar. 17	at Tor.	3-4*	L	16-44-11
72	Mar. 19	at Pitt.	3-6	L	16-45-11
73	Mar. 21	Minn.	4-2	W	17-45-11
74	Mar. 24	NYI	5-2	W	18-45-11
75	Mar. 26	Chi.	4-5*	L	18-46-11
76	Mar. 28	at NJ	2-5	L	18-47-11
77	Mar. 31	Bos.	4-5*	L	18-48-11
78	Apr. 12	at Bos.	1-1	T	18-48-12
79	Apr. 14	Buff.	7-3	W	19-48-12
80	Apr. 15	at Buff.	4-3	W	20-48-12

\*Overtime Decision



## 1992-1993 QUEBEC NORDIQUES

47-27-10, 104 points, 2nd Adams Div.

GM	DATE	OPP.	SCORE	W/L	REC.
1	Oct. 8	at Buff.	5-4	W	1-0-0
2	Oct. 10	at Ott.	9-2	W	2-0-0
3	Oct. 13	Phila.	6-3	W	3-0-0
4	Oct. 15	at Det.	4-2	W	4-0-0
5	Oct. 17	St. L.	5-6	L	4-1-0
6	Oct. 21	at St. L.	5-5	T	4-1-1
7	Oct. 22	at Minn.	2-5	L	4-2-1
8	Oct. 24	at TB	2-3	L	4-3-1
9	Oct. 27	TB	4-3	W	5-3-1
10	Oct. 29	at NYR	6-3	W	6-3-1
11	Oct. 31	Winn.	3-2	W	7-3-1
12	Nov. 3	at Hart.	3-3	T	7-3-2
13	Nov. 5	at Bos.	4-6	L	7-4-2
14	Nov. 7	Chi.	4-7	L	7-5-2
15	Nov. 8	Cgy.	5-5	T	7-5-3
16	Nov. 11	at Ott.	7-3	W	8-5-3
17	Nov. 12	at Pitt.	4-4	T	8-5-4
18	Nov. 14	NYR	6-3	W	9-5-4
19	Nov. 17	at Tor.	3-1	W	10-5-4
20	Nov. 19	Mtl.	4-3	W	11-5-4
21	Nov. 21	Hart.	8-2	W	12-5-4
22	Nov. 22	Wash.	4-6	L	12-6-4
23	Nov. 25	at Buff.	1-1	T	12-6-5
24	Nov. 26	at Tor.	5-4*	W	13-6-5
25	Nov. 28	NJ	4-6	L	13-7-5
26	Nov. 30	Bos.	3-4	L	13-8-5
27	Dec. 3	at Phila.	2-3*	L	13-9-5
28	Dec. 5	Minn.	4-7	L	13-10-5
29	Dec. 7	Buff.	4-3	W	14-10-5
30	Dec. 10	at LA	5-4	W	15-10-5
31	Dec. 12	at SJ	8-7*	W	16-10-5
32	Dec. 13	at Van.	3-3	T	16-10-6
33	Dec. 16	at Mtl.	5-1	W	17-10-6
34	Dec. 17	Mtl.	3-8	L	17-11-6
35	Dec. 20	at NYI	5-3	W	18-11-6
36	Dec. 21	at Pitt.	4-7	L	18-12-6
37	Dec. 26	Ott.	4-2	W	19-12-6
38	Dec. 27	at Ott.	6-1	W	20-12-6
39	Dec. 29	NJ	4-1	W	21-12-6
40	Dec. 31	at Hart.	6-2	W	22-12-6
41	Jan. 2	Det.	2-6	L	22-13-6
42	Jan. 5	at NYI	2-1	W	23-13-6
43	Jan. 7	at Bos.	3-2*	W	24-13-6
44	Jan. 9	at Hart.	2-4	L	24-14-6
45	Jan. 14	Mtl.	3-5	L	24-15-6
46	Jan. 16	SJ	4-1	W	25-15-6
47	Jan. 19	at Ott.	5-2	W	26-15-6
48	Jan. 22	at Buff.	2-6	L	26-16-6
49	Jan. 23	Buff.	4-3	W	27-16-6
50	Jan. 26	Bos.	4-4	T	27-16-7
51	Jan. 28	at Phila.	6-3	W	28-16-7
52	Jan. 29	at Wash.	3-3	T	28-16-8
53	Feb. 2	LA	3-2	W	29-16-8
54	Feb. 3	Bos.	1-4	L	29-17-8
55	Feb. 9	Van.	1-5	L	29-18-8
56	Feb. 12	at Cgy.	4-4	T	29-19-8
57	Feb. 14	at Edm.	3-2*	W	30-19-8
58	Feb. 17	Ott.	6-4	W	31-19-8
59	Feb. 20	at TB	5-2	W	32-19-8
60	Feb. 21	at NJ	5-2	W	33-19-8
61	Feb. 23	Edm.	6-3	W	34-19-8
62	Feb. 25	NYI	6-4	W	35-19-8
63	Feb. 27	Hart.	3-5	L	35-19-9
64	Feb. 28	at Ott.	4-6	L	35-20-9
65	Mar. 2	at Winn.	7-4	W	36-20-9
66	Mar. 4	at Chi.	3-3	T	36-20-10
67	Mar. 6	NJR	10-2	W	37-20-10
68	Mar. 8	Hart.	2-4	L	37-21-10
69	Mar. 10	Buff.	4-7	L	37-22-10
70	Mar. 13	at Mtl.	5-2	W	38-22-10
71	Mar. 15	Tor.	4-2	W	39-22-10
72	Mar. 18	Mtl.	2-5	L	39-23-10
73	Mar. 20	at NJ	5-1	W	40-23-10
74	Mar. 23	at Wash.	1-5	L	40-24-10
75	Mar. 27	Phila.	8-3	W	41-24-10
76	Mar. 28	at NYR	3-2	W	42-24-10
77	Mar. 31	at Mtl.	6-2	W	43-24-10
78	Apr. 1	at Ott.	4-2	W	44-24-10
79	Apr. 3	Pitt.	3-5	L	44-25-10
80	Apr. 6	Bos.	1-7	L	44-26-10
81	Apr. 8	at Bos.	2-6	L	44-27-10
82	Apr. 10	Hart.	6-3	W	45-27-10
83	Apr. 11	at Buff.	3-1	W	46-27-10
84	Apr. 13	Ott.	6-2	W	47-27-10

\*Overtime Decision



## 1993-1994 QUEBEC NORDIQUES

34-42-8, 76 points, 5th Northeast Div.

GM	DATE	OPP.	SCORE	W/L	REC.
1	Oct. 6	at Ott.	5-5	T	0-0-1
2	Oct. 9	at Bos.	3-7	L	0-1-1
3	Oct. 10	Pitt.	7-4	W	1-1-1
4	Oct. 13	at NYI	4-6	L	1-2-1
5	Oct. 16	Mtl.	5-2	W	2-2-1
6	Oct. 18	Mtl.	2-4	L	2-3-1
7	Oct. 20	at Hart.	5-2	W	3-3-1
8	Oct. 21	at Chi.	2-3	L	3-4-1
9	Oct. 23	Dall.	3-2	W	4-4-1
10	Oct. 26	Phila.	2-4	L	4-5-1
11	Oct. 28	at Pitt.	7-3	W	5-5-1
12	Oct. 30	Det.	3-5	L	5-6-1
13	Nov. 2	TB	8-2	W	6-6-1
14	Nov. 4	at Phila.	1-4	L	6-7-1
15	Nov. 6	NJR	2-4	L	6-8-1
16	Nov. 7	Fla.	1-3	L	6-9-1
17	Nov. 9	at Wash.	1-2	L	6-10-1
18	Nov. 14	at TB	3-4	L	6-11-1
19	Nov. 19	at Fla.	5-2	W	7-11-1
20	Nov. 20	Winn.	5-5	T	7-11-2
21	Nov. 23	NJ	1-1	T	7-11-3
22	Nov. 25	LA	8-6	W	8-11-3
23	Nov. 27	Buff.	2-2	T	8-11-4
24	Nov. 30	Bos.	2-5	L	8-12-4
25	Dec. 3	at NYI	3-2	W	9-12-4
26	Dec. 4	Van.	3-1	W	10-12-4
27	Dec. 7	Cgy.	4-4	T	10-12-5
28	Dec. 9	at NYI	3-2	W	11-12-5
29	Dec. 11	Ott.	5-2	W	12-12-5
30	Dec. 13	Wash.	5-3	W	13-12-5
31	Dec. 16	at Phila.	2-3	L	13-13-5
32	Dec. 18	NJ	2-6	L	13-14-5
33	Dec. 19	SJ	7-5	W	14-14-5
34	Dec. 21	at Ott.	1-2	L	14-15-5
35	Dec. 23	at Minn.	4-4	T	14-16-5
36	Dec. 28	TB	1-4	L	14-17-5
37	Dec. 29	NYI	5-3	W	15-17-5
38	Dec. 31	at Pitt.	5-4	W	16-17-5
39	Jan. 2	at Dall.	6-4	W	17-17-5
40	Jan. 4	at LA	1-5	L	17-18-5
41	Jan. 5	Mtl.	0-4	L	17-19-5
42	Jan. 7	at Edm.	4-6	L	17-20-5
43	Jan. 11	at Cgy.	0-1	L	17-21-5
44	Jan. 12	at Van.	3-4	L	17-22-5
45	Jan. 15	Wash.	0-4	L	17-23-5
46	Jan. 18	Pitt.	6-3	W	18-23-5
47	Jan. 25	Phila.	6-4	W	19-23-5
48	Jan. 27	at Pitt.	0-3	L	19-24-5
49	Jan. 29	at Hart.	3-2	W	20-24-5
50	Jan. 31	at Bos.	3-4	L	20-25-5
51	Feb. 1	Hart.	1-2	L	20-26-5
52	Feb. 3	at St			

# YEAR-BY-YEAR TEAM RESULTS



## 1994-1995 QUEBEC NORDIQUES

30-13-5, 65 points, 1st North Div.

GM	DATE	OPP.	SCORE	W/L	REC.
1	Jan. 21	at Phila.	3-1	W	1-0-0
2	Jan. 24	at Wash.	1-1	W	2-0-0
3	Jan. 27	at Buff.	7-3	W	3-0-0
4	Jan. 28	NVR	2-0	W	4-0-0
5	Jan. 31	Phila.	5-2	W	5-0-0
6	Feb. 2	at NYI	4-5	L	5-1-0
7	Feb. 4	NJ	2-0	W	6-1-0
8	Feb. 5	Hart.	3-1	W	7-1-0
9	Feb. 8	at Hart.	3-2	W	8-1-0
10	Feb. 9	at Bos.	4-3	W	9-1-0
11	Feb. 11	Ott.	5-2	W	10-1-0
12	Feb. 14	at NYI	3-2	W	11-1-0
13	Feb. 16	at Phila.	4-2	W	12-1-0
14	Feb. 18	at Wash.	2-4	L	12-2-0
15	Feb. 19	at Fla.	4-1	W	13-2-0
16	Feb. 21	at Pitt.	4-5	L	13-3-0
17	Feb. 23	Phila.	6-6	T	13-3-1
18	Feb. 25	Bos.	1-1	T	13-3-2
19	Feb. 27	Pitt.	5-7	L	13-3-4
20	Mar. 1	TB	8-2	W	14-4-2
21	Mar. 4	Buff.	1-1	T	14-4-3
22	Mar. 6	NJ	6-3	W	15-4-3
23	Mar. 7	at Pitt.	5-4	W	16-4-3
24	Mar. 9	at Hart.	1-2	L	16-5-3
25	Mar. 11	NYI	2-1	W	17-5-3
26	Mar. 16	Pitt.	3-2	W	18-5-3
27	Mar. 18	at Mtl.	4-5	L	18-6-3
28	Mar. 20	Fla.	5-4*	W	19-6-3
29	Mar. 22	Bos.	6-2	W	20-6-3
30	Mar. 25	NVR	2-1	W	21-6-3
31	Mar. 26	at Ott.	11-4	W	22-6-3
32	Mar. 28	at Buff.	3-5	L	22-7-3
33	Mar. 30	at NYR	5-4	W	23-7-3
34	Mar. 31	at Wash.	4-6	L	23-8-3
35	Apr. 2	Ott.	7-5	W	24-8-3
36	Apr. 5	at Mtl.	5-6	L	24-9-3
37	Apr. 6	MI.	3-2	W	25-9-3
38	Apr. 8	at Ott.	2-2	T	25-9-4
39	Apr. 12	at Bos.	4-0	W	26-9-4
40	Apr. 14	Buff.	5-2	W	27-9-4
41	Apr. 16	Wash.	4-2	W	28-9-4
42	Apr. 18	at NYI	2-5	L	28-10-4
43	Apr. 20	at TB	2-5	L	28-11-4
44	Apr. 22	at Fla.	2-4	L	28-12-4
45	Apr. 26	Mtl.	1-1	T	28-12-5
46	Apr. 29	TB	4-1	W	29-12-5
47	Apr. 30	at NJ	2-4	L	29-13-5
48	May 3	Hart.	4-1	W	30-13-5

\*Overtime Decision



## 1995-1996 COLORADO AVALANCHE

47-25-10, 104 points, 1st Pacific Div.

GM	DATE	OPP.	SCORE	W/L	REC.
1	Oct. 6	Det.	3-2	W	1-0-0
2	Oct. 7	at LA	2-4	L	1-1-0
3	Oct. 9	Pitt.	6-6	T	1-1-1
4	Oct. 11	Bos.	3-1	W	2-1-1
5	Oct. 13	at Wash.	1-3	L	2-2-1
6	Oct. 14	at St. L.	1-4	L	2-3-1
7	Oct. 18	Wash.	4-2	W	3-3-1
8	Oct. 23	Ana.	3-1	W	4-3-1
9	Oct. 25	at Cgy.	3-2	W	5-3-1
10	Oct. 27	Buff.	5-4	W	6-3-1
11	Oct. 30	at Dall.	6-1	W	7-3-1
12	Nov. 1	Cgy.	6-1	W	8-3-1
13	Nov. 3	at Winn.	5-2	W	9-3-1
14	Nov. 5	at Chi.	7-3	W	10-3-1
15	Nov. 9	Dal.	1-1	T	10-3-2
16	Nov. 11	at Van.	8-4	W	11-3-2
17	Nov. 15	at Ana.	3-7	L	11-4-2
18	Nov. 17	at Cgy.	5-3	W	12-4-2
19	Nov. 18	Cgy.	5-2	W	13-4-2
20	Nov. 20	at Edm.	3-3	T	13-4-3
21	Nov. 22	Chi.	6-2	W	14-4-3
22	Nov. 25	at Mtl.	2-2	T	14-4-4
23	Nov. 28	at NYI	7-3	W	15-4-4
24	Nov. 29	at NYR	3-4*	L	15-5-4
25	Dec. 1	at Mtl.	5-5	T	15-6-4
26	Dec. 3	Dal.	6-7	L	15-7-4
27	Dec. 5	SJ	12-2	W	16-7-4
28	Dec. 7	Edm.	3-5	L	16-8-4
29	Dec. 9	at Ott.	7-3	W	17-8-4
30	Dec. 11	at Tor.	5-1	W	18-8-4
31	Dec. 13	at Buff.	3-4	L	18-9-4
32	Dec. 15	at Hart.	2-4	L	18-10-4
33	Dec. 18	Van.	2-4	L	18-11-4
34	Dec. 20	at Edm.	4-1	W	19-11-4
35	Dec. 22	St. L.	2-1	W	20-11-4
36	Dec. 23	at LA	2-2	T	20-11-5
37	Dec. 26	at SJ	5-1	W	21-11-5
38	Dec. 29	Tor.	3-2	W	22-11-5
39	Jan. 3	NJ	0-1	L	22-12-5
40	Jan. 4	Phila.	2-2	T	22-12-6
41	Jan. 6	at Tor.	2-5	L	22-13-6
42	Jan. 9	at Bos.	3-0	W	23-13-6
43	Jan. 10	Fla.	4-4	T	23-13-7
44	Jan. 14	Cgy.	4-4	T	23-13-8
45	Jan. 16	at Pitt.	5-2	W	24-13-8
46	Jan. 17	at Det.	3-3	L	24-14-8
47	Jan. 22	NYI	4-3	W	25-14-8
48	Jan. 25	Van.	2-2	T	25-14-9
49	Jan. 27	at SJ	4-3*	W	26-14-9
50	Jan. 31	at Ana.	1-2	L	26-15-9
51	Feb. 1	Winn.	6-4	W	27-15-9
52	Feb. 3	NVR	7-1	W	28-15-9
53	Feb. 5	Mtl.	4-2	W	29-15-9
54	Feb. 7	TB	4-4	T	29-16-9
55	Feb. 9	Hart.	2-3*	L	29-17-9
56	Feb. 11	at Phila.	5-3	W	30-16-9
57	Feb. 15	at TB	2-4	L	30-17-9
58	Feb. 16	at Fla.	5-4*	W	31-17-9
59	Feb. 19	Edm.	7-5	W	32-17-9
60	Feb. 23	LA	6-2	W	33-17-9
61	Feb. 25	Ott.	4-2	W	34-17-9
62	Feb. 26	Ana.	3-2	W	35-17-9
63	Feb. 29	at Chi.	3-4	L	35-18-9
64	Mar. 1	Chi.	5-3	W	36-18-9
65	Mar. 3	Tor.	4-0	W	37-18-9
66	Mar. 5	SJ	9-5	L	37-19-9
67	Mar. 8	Det.	2-4	L	37-20-9
68	Mar. 9	at Van.	7-5	W	38-20-9
69	Mar. 13	at Ana.	0-4	L	38-21-9
70	Mar. 17	Edm.	8-1	W	39-21-9
71	Mar. 19	at Van.	4-3	W	40-21-9
72	Mar. 20	at LA	5-2	W	41-21-9
73	Mar. 22	at Det.	0-7	L	41-22-9
74	Mar. 24	at Winn.	5-2	W	42-22-9
75	Mar. 27	Winn.	1-3	L	42-23-9
76	Mar. 28	at SJ	8-3	W	43-23-9
77	Apr. 3	St. L.	9-6	L	43-24-9
78	Apr. 6	SJ	5-1	W	44-24-9
79	Apr. 7	at Dal.	4-1	W	45-24-9
80	Apr. 10	Ana.	7-3	W	46-24-9
81	Apr. 11	at St. L.	3-2	W	47-24-9
82	Apr. 14	LA	4-5*	L	47-25-9

\*Overtime Decision



## 1996-1997 COLORADO AVALANCHE

49-24-9, 107 points, 1st Pacific Div.

GM	DATE	OPP.	SCORE	W/L	REC.
1	Oct. 4	at St. L.	2-4	L	0-1-0
2	Oct. 5	at Dal.	1-4	L	0-2-0
3	Oct. 8	SJ	6-0	W	1-2-0
4	Oct. 10	Ana.	6-6	T	1-2-1
5	Oct. 11	at Chi.	0-0	W	2-2-1
6	Oct. 15	Edm.	7-2	W	3-2-1
7	Oct. 17	Fla.	1-2	L	3-3-1
8	Oct. 19	Van.	9-2	W	4-3-1
9	Oct. 22	at Cgy.	1-5	L	4-4-1
10	Oct. 23	at Van.	4-1	W	5-4-1
11	Oct. 26	at Edm.	4-2	W	6-4-1
12	Oct. 28	Wash.	1-0	W	7-4-1
13	Oct. 30	St. L.	6-3	W	8-4-1
14	Nov. Buff.	0-0	T	8-4-2	
15	Nov. 3	at Ana.	1-1	T	8-4-3
16	Nov. 6	at SJ	4-1	W	9-4-3
17	Nov. 8	at Phx.	4-1	W	10-4-3
18	Nov. 9	Mtl.	5-2	W	11-4-3
19	Nov. 11	at NYI	6-2	W	12-4-3
20	Nov. 13	at Det.	4-1	W	13-4-3
21	Nov. 14	at Buff.	4-5	L	13-5-3
22	Nov. 16	Hart.	4-4	T	13-5-4
23	Nov. 20	Phx.	6-0	W	14-5-4
24	Nov. 22	NYI	3-2	W	15-5-4
25	Nov. 27	NVR	2-2	T	15-6-4
26	Nov. 30	NJ	2-1	W	16-6-4
27	Dec. 4	Edm.	2-0	W	17-6-4
28	Dec. 6	St. L.	3-4	L	17-7-4
29	Dec. 7	at LA	2-4	L	17-8-4
30	Dec. 11	at Van.	6-1	W	18-8-4
31	Dec. 14	at Cgy.	1-4	L	18-9-4
32	Dec. 17	Det.	4-3	W	19-9-4
33	Dec. 18	at Edm.	4-4	T	19-9-5
34	Dec. 21	Tor.	2-6	L	19-10-5
35	Dec. 23	Cgy.	3-3	T	20-10-5
36	Dec. 28	at LA	5-2	W	21-10-5
37	Dec. 29	Dal.	3-2	W	22-10-5
38	Dec. 31	at Chi.	4-1	W	23-10-5
39	Jan. 2	Cgy.	3-2	W	24-10-5
40	Jan. 4	Phila.	4-4	T	24-10-6
41	Jan. 6	at NYR	2-2	T	24-10-7
42	Jan. 8	at NYI	1-1	T	24-10-8
43	Jan. 9	at Ott.	2-0	W	25-10-8
44	Jan. 11	at Tor.	3-2	W	26-10-8
45	Jan. 15	TB	4-2	W	27-10-8
46	Jan. 16	at Fla.	2-2	T	28-10-8
47	Jan. 21	at TB	2-3*	L	28-11-8
48	Jan. 23	at Pitt.	4-3*	W	29-11-8
49	Jan. 25	at Bos.	1-4	L	29-12-8
50	Jan. 27	at Tor.	5-2	W	30-12-8
51	Jan. 29	LA	6-3	W	31-12-8
52	Feb. 1	at SJ	1-2	L	31-13-8
53	Feb. 2	at Ana.	5-2	W	32-13-8
54	Feb. 8	Chi.	2-4	L	32-14-8
55	Feb. 11	LA	3-1	W	33-14-8
56	Feb. 13	at Phx.	2-2	T	34-14-8
57	Feb. 15	at St. L.	5-2	W	35-14-8
58	Feb. 18	Bos.	3-2*	W	36-14-8
59	Feb. 21	at Edm.	4-3*	W	37-14-8
60	Feb. 23	Ott.	4-3	W	38-14-8
61	Feb. 25	at LA	1-3	L	38-15-8
62	Feb. 27	Dal.	2-6	L	38-16-8
63	Mar. 1	Chi.	2-1	W	39-16-8
64	Mar. 3	Van.	5-1	W	40-16-8
65	Mar. 5	at Mtl.	7-3	W	41-16-8
66	Mar. 6	at Wash.	3-6	L	41-17-8
67	Mar. 9	Ana.	2-2	T	41-17-9
68	Mar. 12	Cgy.	2-3	L	41-18-9
69	Mar. 14	Pitt.	6-3	W	42-18-9
70	Mar. 16	Det.	4-2	W	43-18-9
71	Mar. 18	Van.	4-2	W	44-18-9
72	Mar. 21	Ana.	4-3	W	45-18-9
73	Mar. 23	at Phila.	0-2	L	45-19-9
74	Mar. 25	at Hart.	4-0	W	46-19-9
75	Mar. 26	at Det.	5-6*	L	46-20-9
76	Mar. 29	Tor.	2-3	L	46-21-9
77	Apr. 2	at Cgy.	1-1	T	47-21-9
78	Apr. 4	at SJ	6-7*	L	47-22-9
79	Apr. 6	Phx.	2-1	W	48-22-9
80	Apr. 9	SJ	1-4	L	48-23-9
81	Apr. 11	at Dal.	2-1	W	49-23-9
82	Apr. 13	LA	2-4	L	49-24-9

\*Overtime Decision

# YEAR-BY-YEAR TEAM RESULTS

## 1997-1998



### COLORADO AVALANCHE

39-26-17, 95 points, 1st Pacific Div.

GM	DATE	OPP.	SCORE	W/L	REC.
1	Oct. 1	Dal.	2-2	T	0-0-1
2	Oct. 3	at Cgy.	4-1	W	1-0-1
3	Oct. 5	at Edm.	3-0	W	2-0-1
4	Oct. 7	Bos.	3-2	W	3-0-1
5	Oct. 9	SJ	3-2	W	4-0-1
6	Oct. 11	Phx.	3-3	T	4-0-2
7	Oct. 15	at Edm.	6-2	W	5-0-2
8	Oct. 17	at Cgy.	5-6*	L	5-1-2
9	Oct. 19	at Van.	4-4	T	5-1-3
10	Oct. 22	Wash.	4-3	W	6-1-3
11	Oct. 24	Car.	3-3	T	6-1-4
12	Oct. 25	at Dal.	1-3	L	6-2-4
13	Oct. 28	Buff.	3-2	W	7-2-4
14	Oct. 30	at St. L.	2-2	T	7-2-5
15	Nov. 1	Cgy.	3-3	T	7-2-6
16	Nov. 5	NJR	2-4	L	7-3-6
17	Nov. 8	St. L.	4-1	W	8-3-6
18	Nov. 11	at Det.	2-0	W	9-3-6
19	Nov. 13	at Phila.	2-1	W	10-3-6
20	Nov. 14	at NJ	1-4	L	10-4-6
21	Nov. 16	at NYR	1-4	L	10-5-6
22	Nov. 18	at Wash.	6-6	T	10-5-7
23	Nov. 21	Tor.	3-1	W	11-5-7
24	Nov. 23	LA	1-2*	L	11-6-7
25	Nov. 26	at TB	3-3	T	11-6-8
26	Nov. 28	at Fla.	3-2	W	12-6-8
27	Nov. 29	at Car.	3-2	W	13-6-8
28	Dec. 2	Edm.	4-2	W	14-6-8
29	Dec. 4	at Chi.	2-1	W	15-6-8
30	Dec. 6	Van.	6-4	W	16-6-8
31	Dec. 8	at Mtl.	2-4	L	16-7-8
32	Dec. 10	at Tor.	2-2	T	16-7-9
33	Dec. 12	at Cgy.	1-3	L	16-8-9
34	Dec. 13	at Van.	5-2	W	17-8-9
35	Dec. 15	Tor.	3-2	W	18-8-9
36	Dec. 17	Det.	2-2	T	18-9-10
37	Dec. 19	Pitt.	3-3	T	18-11-11
38	Dec. 23	LA	5-1	W	19-11-11
39	Dec. 27	at Edm.	5-1	W	20-11-11
40	Dec. 29	Mtl.	1-1	T	20-12-11
41	Dec. 31	NVI	3-1	W	21-12-11
42	Jan. 2	at Buff.	2-2	T	21-13-11
43	Jan. 3	at Pitt.	5-4*	W	22-13-11
44	Jan. 6	Cgy.	1-3	L	22-13-12
45	Jan. 8	Van.	4-4	T	22-14-12
46	Jan. 10	Ott.	3-3	T	22-15-12
47	Jan. 12	Fla.	3-1	W	23-15-12
48	Jan. 14	at Ana.	2-0	W	24-15-12
49	Jan. 15	SJ	2-2	T	24-16-12
50	Jan. 21	at Dal.	2-3	L	24-16-13
51	Jan. 22	Ana.	3-4	L	24-17-13
52	Jan. 24	Dal.	2-3	L	24-18-13
53	Jan. 26	Edm.	2-1*	W	25-12-16
54	Jan. 28	Van.	6-1	W	26-12-16
55	Jan. 31	at SJ	2-5	L	26-13-16
56	Feb. 2	Van.	2-1	W	27-13-16
57	Feb. 5	Chi.	4-2	W	28-13-16
58	Feb. 7	Phila.	3-2	W	29-13-16
59	Feb. 25	at Phx.	4-2	W	30-13-16
60	Feb. 26	Phx.	3-0	W	31-13-16
61	Feb. 28	Chi.	0-4	L	31-14-16
62	Mar. 2	Edm.	4-5*	L	31-15-16
63	Mar. 4	at Tor.	5-3	W	32-15-16
64	Mar. 5	at Ott.	2-4	L	32-16-16
65	Mar. 7	at NYI	4-2	W	33-16-16
66	Mar. 9	TB	1-2	L	33-17-16
67	Mar. 11	St. L.	3-2	W	34-17-16
68	Mar. 14	at LA	2-5	L	34-18-16
69	Mar. 15	at Ana.	3-5	L	34-19-16
70	Mar. 19	at Phx.	4-3	W	35-19-16
71	Mar. 21	at NJ	2-0	W	36-19-16
72	Mar. 26	SJ	0-2	L	36-20-16
73	Mar. 28	Ana.	5-3	W	37-20-16
74	Mar. 30	at Bos.	1-4	L	37-21-16
75	Apr. 1	at Det.	0-2	L	37-22-16
76	Apr. 2	at Chi.	1-2	L	37-23-16
77	Apr. 4	at St. L.	1-4	L	37-24-16
78	Apr. 6	LA	1-3	L	37-25-16
79	Apr. 11	at LA	3-4	W	37-26-16
80	Apr. 13	at Ana.	2-2	T	37-26-17
81	Apr. 16	SJ	4-1	W	38-26-17
82	Apr. 18	Det.	4-3	W	39-26-17

\*Overtime Decision

## 1998-1999



### COLORADO AVALANCHE

44-28-10, 98 pts, 1st Northwest Div.

GM	DATE	OPP.	SCORE	W/L	REC.
1	Oct. 10	Ott.	3-4	L	0-1-0
2	Oct. 12	Buff.	0-3	L	0-2-0
3	Oct. 14	Bos.	0-3	L	0-3-0
4	Oct. 15	at Phx.	2-3	L	0-4-0
5	Oct. 18	at LA	5-5	T	0-4-1
6	Oct. 24	Edm.	6-4	W	1-4-1
7	Oct. 26	Phx.	1-5	L	1-5-1
8	Oct. 29	SJ	4-2	W	2-5-1
9	Oct. 31	at Nash.	2-3	L	2-6-1
10	Nov. 2	at Car.	3-2	W	3-6-1
11	Nov. 4	at Tor.	0-3	L	3-7-1
12	Nov. 6	at Edm.	5-2	W	4-7-1
13	Nov. 8	at Cgy.	1-3	L	4-8-1
14	Nov. 10	at Phx.	8-1	W	4-8-2
15	Nov. 13	TB	1-1	T	5-8-2
16	Nov. 15	at Van.	2-1	W	6-8-2
17	Nov. 17	NVI	5-2	W	7-8-2
18	Nov. 19	Van.	0-5	L	7-9-2
19	Nov. 21	at Mtl.	3-2	W	8-9-2
20	Nov. 25	at Edm.	0-3	L	8-10-2
21	Nov. 28	NJ	2-3	L	8-11-2
22	Dec. 2	Det.	4-2	W	9-11-2
23	Dec. 4	St. L.	2-0	W	10-11-2
24	Dec. 5	at St. L.	3-1	W	11-11-2
25	Dec. 9	at NYI	2-3	L	12-11-2
26	Dec. 9	at NYR	2-1	W	13-11-2
27	Dec. 12	at NJ	3-5	L	13-12-2
28	Dec. 14	St. L.	0-0	T	13-12-3
29	Dec. 17	at Van.	1-2	L	13-13-3
30	Dec. 19	at SJ	1-2	L	13-14-3
31	Dec. 21	at Ana.	4-2	W	14-14-3
32	Dec. 22	Ana.	0-1	L	14-15-3
33	Dec. 26	Dal.	2-4	L	14-16-3
34	Dec. 27	at Cgy.	2-1	W	15-16-3
35	Dec. 29	at Van.	4-2	W	16-16-3
36	Dec. 31	NJR	3-6	L	16-17-3
37	Jan. 2	at LA	2-4	L	16-18-3
38	Jan. 4	Mtl.	4-3	W	17-18-3
39	Jan. 6	Fla.	2-2	T	17-18-4
40	Jan. 9	at Det.	2-3	L	17-19-4
41	Jan. 10	at Chi.	3-2*	W	18-19-4
42	Jan. 12	Chi.	4-1	W	19-19-4
43	Jan. 16	St. L.	2-0	W	20-19-4
44	Jan. 19	at LA	5-4	W	21-19-4
45	Jan. 21	Cgy.	4-2	W	22-19-4
46	Jan. 27	at Ana.	4-3	W	23-19-4
47	Jan. 28	Ana.	6-2	W	24-19-4
48	Jan. 30	SJ	5-0	W	25-19-4
49	Feb. 2	at Bos.	3-2	W	26-19-4
50	Feb. 3	at Buff.	5-3	W	27-19-4
51	Feb. 5	at Det.	3-1	W	28-19-4
52	Feb. 7	at Dal.	3-0	W	29-19-4
53	Feb. 9	Cgy.	1-2	L	29-20-4
54	Feb. 13	Phx.	1-4	L	29-21-4
55	Feb. 14	Phila.	4-4	T	29-21-5
56	Feb. 19	at Nash.	4-2	W	29-21-6
57	Feb. 21	at Dal.	1-1	T	29-21-7
58	Feb. 23	Van.	4-4	T	29-21-8
59	Feb. 25	Pitt.	2-3	L	29-22-8
60	Feb. 27	Nash.	3-1	W	30-22-8
61	Mar. 1	Edm.	3-4	L	30-23-8
62	Mar. 3	at Fla.	7-5	W	31-23-8
63	Mar. 4	at TB	1-2	L	31-24-8
64	Mar. 7	at Pitt.	3-1	W	32-24-8
65	Mar. 9	at Wash.	3-2*	W	33-24-8
66	Mar. 11	at Phla.	5-3	W	34-24-8
67	Mar. 14	Det.	1-3	L	34-25-8
68	Mar. 18	Car.	3-2	W	35-25-8
69	Mar. 20	Chi.	5-5	T	35-25-9
70	Mar. 21	at Chi.	3-4	L	35-26-9
71	Mar. 24	Van.	5-2	W	36-26-9
72	Mar. 26	Wash.	3-1	W	37-26-9
73	Mar. 28	LA	7-2	W	38-26-9
74	Mar. 30	Cgy.	3-3	T	38-26-10
75	Mar. 31	at SJ	3-2	W	39-26-10
76	Apr. 3	Edm.	5-2	W	40-26-10
77	Apr. 5	LA	4-1	W	41-26-10
78	Apr. 7	Nash.	4-1	W	42-26-10
79	Apr. 11	at St. L.	4-2	W	43-26-10
80	Apr. 15	at Cgy.	1-5	L	43-27-10
81	Apr. 16	at Edm.	1-5	L	43-28-10
82	Apr. 18	Dal.	2-1	W	44-28-10

\*Overtime Decision

## 1999-2000



### COLORADO AVALANCHE

42-28-11-1, 98 points, 1st Northwest Div.

GM	DATE	OPP.	SCORE	W/L	REC.
1	Oct. 5	at Nash.	3-2	W	1-0-0
2	Oct. 6	at Tor.	1-2	L	1-1-0
3	Oct. 8	at Pitt.	3-3	T	1-1-1
4	Oct. 10	at NYI	2-4	L	1-2-1
5	Oct. 11	at Bos.	3-3	T	1-2-2
6	Oct. 13	Bos.	2-1	W	2-2-2
7	Oct. 16	Ott.	3-1	W	3-2-2
8	Oct. 20	at Mtl.	2-1	W	4-2-2
9	Oct. 21	at Ott.	1-4	L	4-3-2
10	Oct. 23	at Atl.	3-2*	W	5-3-2
11	Oct. 27	at Det.	3-5	L	5-4-2
12	Oct. 28	at Phila.	4-5*	OL	5-5-2
13	Oct. 30	Phx.	3-5	L	5-6-2
14	Nov. 3	St. L.	5-0	W	6-6-2
15	Nov. 5	NJR	4-1	W	7-6-2
16	Nov. 11	at LA	2-5	L	7-7-2
17	Nov. 13	at Cgy.	5-2	W	8-7-2
18	Nov. 15	at Van.	2-2	T	8-7-3
19	Nov. 17	Fla.	1-2	L	8-8-3
20	Nov. 19	NVI	2-3	L	8-9-3
21	Nov. 22	at Dal.	3-2*	W	9-9-3
22	Nov. 23	LA	2-6	L	9-10-3
23	Nov. 26	at Phx.	0-7	L	9-11-3
24	Nov. 27	Cgy.	7-1	W	10-11-3
25	Nov. 30	at Van.	4-2	W	11-11-3
26	Dec. 1	at Edm.	1-3	L	11-12-3
27	Dec. 4	Car.	3-1	W	12-12-3
28	Dec. 6	Van.	5-2	W	13-12-3
29	Dec. 8	at SJ	2-4	L	13-13-3
30	Dec. 10	at Ana.	2-1	W	14-13-3
31	Dec. 12	at Van.	3-2*	W	15-13-3
32	Dec. 15	Ana.	2-4	L	15-14-3
33	Dec. 17	at Det.	2-5	L	15-15-3
34	Dec. 18	at Nash.	2-2	T	15-15-4
35	Dec. 20	at Car.	5-2	W	16-15-4
36	Dec. 23	at Buff.	1-2	L	16-16-4
37	Dec. 27	St. L.	5-1	W	17-16-4
38	Dec. 29	LA	4-2	W	18-16-4
39	Jan. 3	Edm.	2-2	T	18-16-5
40	Jan. 5	Cgy.	4-0	W	19-16-5
41	Jan. 7	Mtl.	4-1	W	20-16-5
42	Jan. 9	at Chi.	3-5	L	20-17-5
43	Jan. 11	Nash.	4-2	W	21-17-5
44	Jan. 13	Pitt.	4-3	W	22-17-5
45	Jan. 15	Chi.	3-1	W	23-17-5
46	Jan. 17	Phx.	2-0	W	24-17-5
47	Jan. 19	SJ	0-0	T	24-17-6
48	Jan. 21	at Ana.	3-3	T	24-17-7
49	Jan. 23	at LA	2-3	L	

# YEAR-BY-YEAR TEAM RESULTS

## 2000-2001 QUEBEC NORDIQUES

52-16-10-4, 118 pts, 1st Northwest Div.

GM	DATE	OPP.	SCORE	W/L	REC.
1	Oct 4	at Dal.	2-2	T	0-0-1-0
2	Oct 7	at Edm.	1-1	T	0-0-2-0
3	Oct 10	at Cgy.	3-1	W	1-0-2-0
4	Oct 12	at Van.	5-2	W	2-0-2-0
5	Oct 14	Cbj.	3-1	W	3-0-2-0
6	Oct 17	at Wash.	4-3*	W	4-0-2-0
7	Oct 18	at Cbj.	5-1	W	5-0-2-0
8	Oct 20	Fla.	5-1	W	6-0-2-0
9	Oct 25	Nash.	2-1*	W	7-0-2-0
10	Oct 26	at Chi.	2-0	W	8-0-2-0
11	Oct 28	Edm.	4-2	W	9-0-2-0
12	Oct 30	Phx.	0-4	L	9-1-2-0
13	Nov 1	at Van.	3-4	L	9-2-2-0
14	Nov 3	Car.	5-3	W	10-2-2-0
15	Nov 7	Minn.	2-0	W	11-2-2-0
16	Nov 9	St L.	3-3	T	11-2-3-0
17	Nov 11	Ana.	3-1	W	12-2-3-0
18	Nov 13	Pitt.	3-2*	W	13-2-3-0
19	Nov 15	at Ana.	3-0	W	14-2-3-0
20	Nov 16	at Phx.	3-6	L	14-3-3-0
21	Nov 18	at LA	4-6	L	14-4-3-0
22	Nov 22	Cbj.	5-2	W	15-4-3-0
23	Nov 25	Cgy.	3-2*	W	16-4-3-0
24	Nov 29	Phx.	2-1	W	17-4-3-0
25	Dec 1	W	4-2	W	18-4-3-0
26	Dec 3	at NYR	6-3	W	19-4-3-0
27	Dec 5	at NJ	1-6	L	19-5-3-0
28	Dec 8	at TB	2-0	W	20-5-3-0
29	Dec 9	at Fla.	4-2	W	21-5-3-0
30	Dec 11	TB	2-2	T	21-5-4-0
31	Dec 13	Phila.	3-3	T	21-5-5-0
32	Dec 15	Det.	3-5	L	21-6-5-0
33	Dec 19	Cgy.	0-3	L	21-7-5-0
34	Dec 21	LA	5-2	W	22-7-5-0
35	Dec 23	Edm.	5-2	W	23-7-5-0
36	Dec 26	at Nash.	2-3	L	23-8-5-0
37	Dec 27	Edm.	3-2	W	24-8-5-0
38	Dec 29	Nash.	3-1	W	25-8-5-0
39	Jan 2	LA	6-2	W	26-8-5-0
40	Jan 4	SJ	2-2	T	26-8-6-0
41	Jan 6	at Car.	2-2	T	26-8-7-0
42	Jan 7	at Det.	3-4*	OL	26-8-7-1
43	Jan 10	at Cbj.	4-2	W	27-8-7-1
44	Jan 12	at Minn.	5-0	W	28-8-7-1
45	Jan 14	at Chi.	2-2	T	28-8-8-1
46	Jan 16	W	4-1	W	29-8-8-1
47	Jan 18	Van.	7-3	W	30-8-8-1
48	Jan 20	at SJ	2-1	W	31-8-8-1
49	Jan 21	at Ana.	4-2	W	32-8-8-1
50	Jan 26	Chi.	5-2	W	33-8-8-1
51	Jan 27	at Nash.	5-1	W	34-8-8-1
52	Jan 30	at SJ	3-1	W	35-8-8-1
53	Feb 1	at Van.	3-5	L	35-9-8-1
54	Feb 7	Wash.	1-3	L	35-10-8-1
55	Feb 9	Cgy.	3-5	L	35-11-8-1
56	Feb 10	St L.	3-4*	OL	35-11-8-2
57	Feb 13	at Mil.	3-2*	W	36-11-8-2
58	Feb 15	at Ott.	1-4	L	36-12-8-2
59	Feb 17	at Tor.	5-5	T	36-12-9-2
60	Feb 19	at Pitt.	5-1	W	37-12-9-2
61	Feb 21	Bos.	8-2	W	38-12-9-2
62	Feb 23	Minn.	4-1	W	39-12-9-2
63	Feb 25	All.	5-2	W	40-12-9-2
64	Mar 3	Buff.	2-3*	OL	40-12-9-3
65	Mar 4	at Phx.	5-0	W	41-12-9-3
66	Mar 6	at All.	4-2	W	42-12-9-3
67	Mar 8	at St L.	5-2	W	43-12-9-3
68	Mar 10	at Dal.	2-3*	OL	43-12-9-4
69	Mar 11	Dal.	3-2	W	44-12-9-4
70	Mar 13	NJ	3-6	L	44-13-9-4
71	Mar 17	Det.	5-3	W	45-13-9-4
72	Mar 18	Minn.	4-3	W	46-13-9-4
73	Mar 20	SJ	4-1	W	47-13-9-4
74	Mar 22	at St L.	3-1	W	48-13-9-4
75	Mar 24	at Bos.	4-2	W	49-13-9-4
76	Mar 28	at Edm.	1-4	L	49-14-9-4
77	Mar 29	at Cgy.	1-0	W	50-14-9-4
78	Mar 31	at LA	0-4	L	50-15-9-4
79	Apr 2	Edm.	5-3	W	51-15-9-4
80	Apr 4	Ana.	1-1	T	51-15-10-4
81	Apr 7	at Det.	3-4	L	51-16-10-4
82	Apr 8	at Minn.	4-2	W	52-16-10-4

\*Overtime Decision

## 2001-2002 COLORADO AVALANCHE

45-28-8-1, 99 points, 1st Northwest Div.

GM	DATE	OPP.	SCORE	W/L	REC.
1	Oct 3	at Pitt.	3-1	W	1-0-0-0
2	Oct 9	Van.	5-4	W	2-0-0-0
3	Oct 11	at Edm.	3-5	L	2-1-0-0
4	Oct 13	at Tor.	0-4	L	2-2-0-0
5	Oct 16	TB	2-1	W	3-2-0-0
6	Oct 18	Edm.	-4	L	3-3-0-0
7	Oct 20	at Cbj.	5-0	W	4-3-0-0
8	Oct 21	at Chi.	2-4	L	4-4-0-0
9	Oct 23	Car.	5-1	W	5-4-0-0
10	Oct 25	Van.	4-1	W	6-4-0-0
11	Oct 27	at Phx.	0-1	L	6-5-0-0
12	Oct 28	at Ana.	3-2	W	7-5-0-0
13	Oct 31	St L.	0-1	L	7-6-0-0
14	Nov 2	at Minn.	2-4	L	7-7-0-0
15	Nov 3	at Tor.	1-4	L	7-8-0-0
16	Nov 6	at Mil.	1-1	T	7-8-1-0
17	Nov 8	at Ott.	0-1	L	7-9-1-0
18	Nov 10	at Cgy.	0-2	L	7-10-1-0
19	Nov 14	Minn.	1-0	W	8-10-1-0
20	Nov 16	NYI	1-0	W	9-10-1-0
21	Nov 18	at NJ	2-0	W	10-10-1-0
22	Nov 20	at NYR	3-5	L	10-11-1-0
23	Nov 21	at NYI	4-5	L	10-12-1-0
24	Nov 24	Edm.	2-0	W	11-12-1-0
25	Nov 27	Fla.	4-1	W	12-12-1-0
26	Nov 30	at Van.	5-2	W	13-12-1-0
27	Dec 1	at Cgy.	2-2	T	13-12-2-0
28	Dec 3	Ott.	4-2	W	14-12-2-0
29	Dec 5	at Det.	4-1	W	15-12-2-0
30	Dec 7	at Buff.	4-1	W	16-12-2-0
31	Dec 8	at Cbj.	2-0	W	17-12-2-0
32	Dec 10	Ana.	1-1	T	17-12-3-0
33	Dec 12	Cbj.	0-1	L	18-12-3-0
34	Dec 14	SJ	5-3	W	18-13-3-0
35	Dec 16	at Minn.	3-2*	W	19-13-3-0
36	Dec 19	Ana.	1-1	T	20-13-3-0
37	Dec 21	Cgy.	2-2	T	20-13-4-0
38	Dec 23	Minn.	6-3	W	21-13-4-0
39	Dec 26	at Dal.	2-0	W	22-13-4-0
40	Dec 27	at Chi.	1-3	L	22-14-4-0
41	Dec 29	Phila.	2-5	L	22-15-4-0
42	Jan 1	at Nash.	4-2	W	23-15-4-0
43	Jan 3	NYR	3-2*	W	23-16-5-0
44	Jan 5	at Det.	1-3	L	23-16-5-0
45	Jan 9	Chi.	7-3	W	24-16-5-0
46	Jan 12	at Edm.	2-2	T	24-16-6-0
47	Jan 15	SJ	0-1*	OL	24-16-6-1
48	Jan 17	Phx.	3-2*	W	25-16-6-1
49	Jan 19	at SJ	3-1	W	26-16-6-1
50	Jan 21	Buff.	3-2	W	27-16-6-1
51	Jan 23	at Edm.	4-2	W	28-16-6-1
52	Jan 24	at Cgy.	2-0	W	29-16-6-1
53	Jan 26	at LA	4-2	W	30-16-6-1
54	Jan 28	LA	4-6	L	30-17-6-1
55	Jan 30	Nash.	2-5	L	30-18-6-1
56	Feb 4	Det.	1-3	L	30-19-6-1
57	Feb 8	at Minn.	6-0	W	31-19-6-1
58	Feb 9	Chi.	2-3	L	31-20-6-1
59	Feb 11	Bos.	5-2	W	32-20-6-1
60	Feb 13	St L.	3-1	W	33-20-6-1
61	Feb 26	Cgy.	2-2	T	33-20-7-1
62	Feb 28	Phx.	2-1*	W	34-20-7-1
63	Mar 2	Dal.	1-2	L	34-21-7-1
64	Mar 4	NJ	2-0	W	35-21-7-1
65	Mar 6	Cbj.	4-1	W	36-21-7-1
66	Mar 9	LA	4-3	W	37-21-7-1
67	Mar 11	at St L.	3-2	W	38-21-7-1
68	Mar 14	at All.	0-2	L	38-22-7-1
69	Mar 16	at Phila.	2-1	W	39-22-7-1
70	Mar 17	at Nash.	5-4	W	40-22-7-1
71	Mar 19	Wash.	0-3	L	40-23-7-1
72	Mar 21	at LA	1-3	L	40-24-7-1
73	Mar 23	Det.	0-2	L	40-25-7-1
74	Mar 28	at SJ	3-2	W	41-25-7-1
75	Mar 30	at Phx.	3-5	L	41-26-7-1
76	Apr 1	Nash.	5-1	W	42-26-7-1
77	Apr 3	All.	0-0	W	43-26-7-1
78	Apr 5	at Det.	1-3	L	43-27-7-1
79	Apr 7	at St L.	1-2	L	44-27-7-1
80	Apr 9	Van.	1-2	L	44-28-7-1
81	Apr 12	at Ana.	3-1	W	45-28-7-1
82	Apr 14	Dal.	2-2	T	45-28-8-1

\*Overtime Decision

## 2002-2003 COLORADO AVALANCHE

42-19-13-8, 105 points, 1st Northwest Div.

GM	DATE	OPP.	SCORE	W/L	REC.
1	Oct 9	Dal.	1-1	T	0-0-1-0
2	Oct 14	at Bos.	1-2	L	0-1-1-0
3	Oct 17	at LA	4-1	W	1-1-1-0
4	Oct 19	at SJ	3-1	W	2-1-1-0
5	Oct 20	at Ana.	2-3*	OL	2-1-1-1
6	Oct 22	Edm.	3-3	T	2-1-2-1
7	Oct 24	at Phx.	3-2	W	3-1-2-1
8	Oct 27	Minn.	3-3	T	3-1-3-1
9	Oct 29	at Minn.	2-3*	OL	3-1-3-2
10	Oct 31	at Van.	5-1	W	4-1-3-2
11	Nov 2	at Cgy.	4-4	T	4-1-4-2
12	Nov 4	Van.	2-4	L	4-2-4-2
13	Nov 6	Ott.	2-5	L	4-3-4-2
14	Nov 8	Ana.	2-3*	OL	4-3-4-3
15	Nov 10	Nash.	3-4	W	4-4-4-3
16	Nov 12	Cbj.	5-4	W	5-4-4-3
17	Nov 14	at Nash.	3-1	W	6-4-4-3
18	Nov 15	at Dal.	2-4	L	6-5-4-3
19	Nov 17	at Phx.	4-4	T	6-5-5-3
20	Nov 21	Nash.	1-1	T	6-5-6-3
21	Nov 18	at NJ	3-1	W	7-5-6-3
22	Nov 25	Chi.	1-0	W	8-5-6-3
23	Nov 27	St L.	4-4	T	8-5-7-3
24	Nov 29	at Minn.	2-2	L	8-5-8-3
25	Jan 30	Dal.	0-1	L	8-6-8-3
26	Dec 3	Cgy.	1-2	L	8-7-8-3
27	Dec 6	Mil.	7-6*	W	9-7-8-3
28	Dec 11	at Van.	1-3	L	9-8-8-3
29	Dec 13	at Edm.	3-4*	OL	9-8-8-4
30	Dec 14	at Cgy.	3-1	W	10-8-8-4
31	Dec 16	Wash.	2-2	T	10-8-9-4
32	Dec 19	Edm.	2-1	W	11-8-9-4
33	Dec 21	Minn.	4-2	W	12-8-9-4
34	Dec 23	Van.	5-3	W	13-8-9-4
35	Dec 26	at St L.	2-2	L	13-9-9-4
36	Dec 27	Phila.	3-2*	OL	13-9-9-5
37	Dec 29	LA	6-1	W	14-9-9-5
38	Jan 1	at Nash.	7-3	W	15-9-9-5
39	Jan 2	Fla.	1-4	L	15-10-9-5
40	Jan 4	at SJ	6-1	W	16-10-9-5
41	Jan 7	Cgy.	2-4	L	16-11-9-5
42	Jan 9	Ana.	3-5	L	16-12-9-5
43	Jan 11	at Dal.	3-6	L	16-13-9-5
44	Jan 12	at Det.	3-2*	W	17-13-9-5
45	Jan 16	Car.	2-4	L	17-14-9-5
46	Jan 17	at St L.	2-2	L	17-14-10-5
47	Jan 23	Cbj.	5-0	W	18-14-10-5
48	Jan 25	at Tor.	3-0	W	19-14-10-5
49	Jan 28	at Cbj.	2-2	T	19-14-11-5
50	Jan 30	at NYR	4-3*	W	20-14-11-5



# YEAR-BY-YEAR TEAM RESULTS

## 2003-2004



### COLORADO AVALANCHE

40-22-13-7, 100 points, 2nd Northwest Div.

GM	DATE	OPP.	SCORE	W/L	REC.
1	Oct. 10	Chi	5-0	W	1-0-0-0
2	Oct. 12	StL	1-2	L	1-1-0-0
3	Oct. 16	at Minn	5-2	W	2-1-0-0
4	Oct. 18	at Edm	3-6	L	2-3-0-0
5	Oct. 21	Bos	1-4	L	2-3-0-0
6	Oct. 23	Edm	6-1	W	3-3-0-0
7	Oct. 25	at Nsh	5-3	W	4-3-0-0
8	Oct. 26	Buff	1-3	L	4-4-0-0
9	Oct. 28	Cgy	4-2	W	5-4-0-0
10	Nov. 1	at NJ	3-4	L	5-5-0-0
11	Nov. 2	at NYR	3-2*	W	6-5-0-0
12	Nov. 4	Minn	4-4	T	6-5-1-0
13	Nov. 6	Phx	2-1	W	7-5-1-0
14	Nov. 9	at Chi	4-3*	W	8-5-1-0
15	Nov. 11	at SJ	4-3	W	9-5-1-0
16	Nov. 13	at Phx	2-3	OL	9-5-1-1
17	Nov. 15	Dal	3-0	W	10-5-1-1
18	Nov. 18	Ana	2-1*	W	11-5-1-1
19	Nov. 20	NYR	4-3	W	12-5-1-1
20	Nov. 22	LA	0-2	L	12-6-1-1
21	Nov. 24	Nsh	2-3	L	12-7-1-1
22	Nov. 27	at Cgy	6-5*	W	13-7-1-1
23	Nov. 28	at Edm	4-1	W	14-7-1-1
24	Nov. 30	NJ	1-1	T	14-7-2-1
25	Dec. 4	at StJ	2-2	T	15-7-2-1
26	Dec. 6	Cbj	5-1	W	15-7-3-1
27	Dec. 8	Wash	4-1	W	16-7-3-1
28	Dec. 11	at Van	1-1	T	16-7-4-1
29	Dec. 13	at Cgy	1-1	T	16-7-5-1
30	Dec. 17	at Minn	2-3	L	16-8-5-1
31	Dec. 19	at Ana	0-1	L	16-9-5-1
32	Dec. 20	at LA	3-3	T	16-9-6-1
33	Dec. 26	at StL	3-3	T	16-9-7-1
34	Dec. 27	Phila	3-2*	W	17-9-7-1
35	Dec. 29	Van	2-3	L	18-9-7-1
36	Dec. 31	at Cgy	2-1	W	18-10-7-1
37	Jan. 2	at Van	4-2	W	19-10-7-1
38	Jan. 4	Minn	3-1	W	20-10-7-1
39	Jan. 6	Chi	6-0	W	21-10-7-1
40	Jan. 8	at Nsh	3-4*	OL	21-10-7-2
41	Jan. 10	at Dal	4-2	W	22-10-7-2
42	Jan. 11	at Chi	5-4*	W	23-10-7-2
43	Jan. 13	Ana	3-1	W	24-10-7-2
44	Jan. 15	Dal	4-1	W	25-10-7-2
45	Jan. 17	SJ	1-2	L	25-11-7-2
46	Jan. 19	at TB	5-4*	W	26-11-7-2
47	Jan. 21	at Fla	6-5	W	27-11-7-2
48	Jan. 22	at Atl	1-1	T	27-11-8-2
49	Jan. 24	at Pitt	3-5	W	28-11-8-2
50	Jan. 27	Edm	3-1	W	29-11-8-2
51	Jan. 29	at LA	3-3	T	29-11-9-2
52	Jan. 30	at Ana	3-4*	OL	29-11-9-3
53	Feb. 3	Car	3-1	W	30-11-9-3
54	Feb. 5	Det	2-3*	OL	30-11-9-4
55	Feb. 10	NVH	1-1	T	30-11-10-4
56	Feb. 12	at StL	4-0	W	31-11-10-4
57	Feb. 14	at Det	5-2	W	32-11-10-4
58	Feb. 16	Van	0-1	L	32-12-10-4
59	Feb. 18	Edm	1-5	L	32-13-10-4
60	Feb. 20	at Dal	1-5	L	32-14-10-4
61	Feb. 22	at Minn	3-1	W	33-14-10-4
62	Feb. 24	Cgy	0-2	L	33-15-10-4
63	Feb. 26	StL	2-2	T	33-15-11-4
64	Feb. 28	at Cbj	0-3	OL	33-15-11-5
65	Mar. 1	TB	4-5	L	33-16-11-5
66	Mar. 3	Van	5-5	T	33-16-12-5
67	Mar. 5	SJ	5-1	W	34-16-12-5
68	Mar. 7	Cgy	1-7	L	34-17-12-5
69	Mar. 8	at Van	9-2	W	35-17-12-5
70	Mar. 10	at Edm	3-2*	W	36-17-12-5
71	Mar. 12	at Phx	3-2	W	37-17-12-5
72	Mar. 14	Phx	4-1	W	38-17-12-5
73	Mar. 16	at Mtl	2-4	L	38-18-12-5
74	Mar. 18	at Ott	0-2	L	38-19-12-5
75	Mar. 20	at Tor	2-5	L	38-20-12-5
76	Mar. 23	Chi	2-2	T	38-20-13-5
77	Mar. 25	Det	1-3	L	38-21-13-5
78	Mar. 27	at Det	0-2	L	38-22-13-5
79	Mar. 29	LA	2-1	W	39-22-13-5
80	Mar. 31	at Minn	4-5*	OL	39-22-13-6
81	Apr. 2	at Cbj	4-2	W	40-22-13-6
82	Apr. 4	Nsh	1-2*	OL	40-22-13-7

\*Overtime Decision

## 2005-2006



### COLORADO AVALANCHE

43-30-9, 95 points, 2nd Northwest Div.

GM	DATE	OPP.	SCORE	W/L	REC.
1	Oct. 5	at Edm	3-4	L	0-01-00
2	Oct. 8	at Dal	3-2	W	1-01-00
3	Oct. 10	Cgy	7-3	W	2-01-00
4	Oct. 12	Nash	4-5	L	2-02-00
5	Oct. 14	Chi	2-3	**	2-02-01
6	Oct. 19	LA	4-5	L	2-03-01
7	Oct. 21	at Edm	7-1	W	3-03-01
8	Oct. 22	at Van	4-6	L	3-04-01
9	Oct. 25	Edm	5-3	W	4-04-01
10	Oct. 27	Van.	6-2	W	5-04-01
11	Oct. 29	Van.	4-3	**	6-04-01
12	Nov. 3	Ana.	4-3	W	7-04-01
13	Nov. 5	Dal.	2-3	**	7-04-02
14	Nov. 8	SJ	5-2	W	8-04-02
15	Nov. 10	at Van	5-0	W	9-04-02
16	Nov. 12	at Cgy	3-5	L	9-05-02
17	Nov. 14	Edm	2-5	L	9-06-02
18	Nov. 16	at Phx	3-1	W	10-06-02
19	Nov. 18	at Ana	3-2	W	11-06-02
20	Nov. 19	at LA	3-4	L	11-07-02
21	Nov. 21	Cgy	2-3	**	11-07-03
22	Nov. 23	at Det	3-7	L	11-08-03
23	Nov. 25	at Cbj	5-0	W	12-08-03
24	Nov. 27	Van.	6-2	W	13-08-03
25	Jan. 29	at Edm	3-2	W	18-15-03
26	Nov. 30	at Van.	2-5	L	14-09-03
27	Dec. 4	Buff.	4-6	L	14-10-03
28	Dec. 7	Bos.	4-1	W	15-10-03
29	Dec. 9	at NJ	4-3	**	16-10-03
30	Dec. 10	at Pitt	3-4	L	16-11-03
31	Dec. 12	Ott.	2-6	L	16-12-03
32	Dec. 17	at NYI	4-5	L	16-13-03
33	Dec. 18	at NYR	2-1	W	17-13-03
34	Dec. 20	at Nash.	2-3	L	17-14-03
35	Dec. 22	at Mtl.	2-1	W	18-14-03
36	Dec. 23	at Minn.	3-5	L	18-15-03
37	Dec. 26	Phx	7-4	W	19-15-03
38	Dec. 28	LA	3-5	L	19-16-03
39	Dec. 30	at SJ	2-5	L	19-17-03
40	Dec. 31	at Phx	5-2	W	20-17-03
41	Jan. 3	Nash.	3-0	W	21-17-03
42	Jan. 5	at Minn.	4-2	W	22-17-03
43	Jan. 7	Cbj	3-2	**	23-17-03
44	Jan. 9	St. L.	6-1	W	24-17-03
45	Jan. 11	Mtl.	2-1	W	25-17-03
46	Jan. 14	at Phil.	3-2	**	26-17-03
47	Jan. 17	Tor.	5-3	W	27-17-03
48	Jan. 19	at Chi.	2-4	L	27-18-03
49	Jan. 21	Det.	3-4	L	27-19-03
50	Jan. 24	Cgy	7-4	W	28-19-03
51	Jan. 26	Dal.	2-3	**	28-19-04
52	Jan. 28	Van.	3-4	**	28-19-05
53	Jan. 31	Minn.	3-2	W	29-19-05
54	Feb. 2	at Nash.	3-4	OL	29-19-06
55	Feb. 4	Det.	0-3	L	29-20-06
56	Feb. 7	Edm.	5-2	W	30-20-06
57	Feb. 9	at Minn.	2-1	W	31-20-06
58	Feb. 10	at Cbj	4-1	W	32-20-06
59	Feb. 12	at Det.	3-6	L	32-21-06
60	Feb. 28	Minn.	4-2	W	33-21-06
61	Mar. 2	Cbj	1-0	W	34-21-06
62	Mar. 4	at Dal.	3-5	L	34-22-06
63	Mar. 5	at Minn.	3-5	L	34-23-06
64	Mar. 7	at St. L.	2-1	**	35-23-06
65	Mar. 9	at Chi.	2-1	W	36-23-06
66	Mar. 12	Cgy	3-0	W	37-23-06
67	Mar. 13	at Cgy	3-4	L	37-24-06
68	Mar. 19	at SJ	5-6	L	37-25-06
69	Mar. 20	at LA	5-0	W	38-25-06
70	Mar. 22	at Ana.	4-5	OL	38-25-07
71	Mar. 25	at St. L.	3-2	**	39-25-07
72	Mar. 26	Edm.	3-4	**	39-25-08
73	Mar. 28	Ana.	4-3	W	40-25-08
74	Mar. 31	at Cgy	3-6	L	40-26-08
75	Apr. 3	Chi.	4-3	W	41-26-08
76	Apr. 5	SJ	1-2	L	41-27-08
77	Apr. 8	St. L.	4-2	W	42-27-08
78	Apr. 9	Minn.	2-5	L	42-28-08
79	Apr. 11	Phx	6-4	W	43-28-08
80	Apr. 13	at Cgy	0-2	L	43-29-08
81	Apr. 15	at Van.	3-4	OL	43-29-09
82	Apr. 17	at Edm.	2-4	L	43-30-09

\*Overtime Decision \*\*Shootout Result

## 2006-2007



### COLORADO AVALANCHE

44-31-7, 95 points, 4th Northwest Div.

GM	DATE	OPP.	SCORE	W/L	REC.
1	Oct. 4	Dal	2-3	OL	0-00-01
2	Oct. 5	at Minn	2-3	OL	0-00-02
3	Oct. 8	Van	3-2	W	01-00-02
4	Oct. 14	Edm	3-4	L	01-01-02
5	Oct. 16	Chi	3-5	L	01-02-02
6	Oct. 18	at Tor	4-1	W	02-02-02
7	Oct. 19	at Ott	2-1	W	03-02-02
8	Oct. 21	at Mtl	5-8	L	03-03-02
9	Oct. 23	LA	6-1	W	04-03-02
10	Oct. 25	Wash	3-5	L	04-04-02
11	Oct. 29	Minn	4-1	W	05-04-02
12	Nov. 1	at Cbj	5-3	W	06-04-02
13	Nov. 2	at StL	1-4	L	06-05-02
14	Nov. 4	Van	3-2	W	07-05-02
15	Nov. 7	LA	7-6	W	07-06-02
16	Nov. 11	at Nash	0-1	L	07-07-02
17	Nov. 13	Edm	1-2	L	07-08-02
18	Nov. 15	SJ	3-4	L	07-09-02
19	Nov. 17	at Cbj	3-0	W	08-09-02
20	Nov. 18	at Minn	2-1	**	09-09-02
21	Nov. 20	at Dal	4-5	L	09-10-02
22	Nov. 22	Ana	3-2	**	10-10-02
23	Nov. 25	Van	4-1	W	11-10-02
24	Nov. 28	at Cgy	2-5	L	11-11-02
25	Nov. 30	at Phx	4-3	W	12-11-02
26	Dec. 2	at Van	1-2	L	12-12-02
27	Dec. 5	Cbj	0-3	L	12-13-02
28	Dec. 7	at SJ	5-2	W	13-13-02
29	Dec. 9	at LA	4-5	L	13-14-02
30	Dec. 11	Car	5-2	W	14-14-02
31	Dec. 13	StL	4-1	W	15-14-02
32	Dec. 15	Edm	4-1	W	16-14-02
33	Dec. 17	at Chi	1-2	L	16-15-02
34	Dec. 19	at Edm	7-6	W	17-15-02
35	Dec. 23	Chi	2-1	W	18-15-02
36	Dec. 27	Dal	4-5	W	19-15-02
37	Dec. 29	StL	2-4	L	19-16-02
38	Dec. 30	at StL	0-2	L	19-18-02
39	Jan. 1	at Nash	5-3	W	19-19-02
40	Jan. 5	TB	4-2	W	20-18-02
41	Jan. 6	at Minn	2-1	**	21-18-02
42	Jan. 9	Det	3-4	**	21-18-03
43					

# YEAR-BY-YEAR TEAM RESULTS

## 2007-2008



### COLORADO AVALANCHE

44-31-7, 95 points, 2nd Northwest Div.

GM	DATE	OPP.	SCORE	W/L	REC.
1	Oct 3	Dal	4-3	W	01-00-00
2	Oct 4	at Nsh	0-4	L	01-01-00
3	Oct 7	SJ	6-2	W	02-01-00
4	Oct 12	at StL	4-4	T	02-02-00
5	Oct 13	Cbj	5-1	W	03-02-00
6	Oct 16	Cgy	5-4	W**	04-02-00
7	Oct 19	at Chi	3-5	L	04-03-00
8	Oct 21	at Min	2-3	L	04-04-00
9	Oct 23	at Edm	4-2	W	05-04-00
10	Oct 26	at Cgy	3-2	W	06-04-00
11	Oct 28	Min	3-1	W	07-04-00
12	Nov 1	Pit	3-2	W	08-04-00
13	Nov 3	Van	3-4	L	08-05-00
14	Nov 5	Cgy	4-1	W	09-05-00
15	Nov 7	Edm	4-3	W**	10-05-00
16	Nov 9	at Van	1-2	O*	10-05-01
17	Nov 11	Min	4-2	W	11-05-01
18	Nov 16	at Dal	1-6	L	11-06-01
19	Nov 18	at Min	1-4	L	11-07-01
20	Nov 20	at Cgy	1-4	L	11-08-01
21	Nov 22	at Edm	3-2	W	12-08-01
22	Nov 24	Cgy	2-5	L	12-09-01
23	Nov 28	Edm	4-2	W	13-09-01
24	Nov 30	at SJ	2-3	L	13-10-01
25	Jan 1	at TB	5-2	W	14-10-01
26	Dec 3	SJ	2-3	L	14-11-01
27	Dec 5	at Cbj	4-5	L	14-12-01
28	Dec 7	Phi	2-1	W	15-12-01
29	Dec 9	St L	9-5	W	16-12-01
30	Dec 12	at Cbj	1-4	L	16-13-01
31	Dec 13	at Nsh	2-1	W	17-13-01
32	Dec 15	Nsh	3-1	W	18-13-01
33	Dec 17	at LA	4-2	W	19-13-01
34	Dec 19	at Ana	2-2	O*	19-13-02
35	Dec 21	NVR	4-3	W	19-13-02
36	Dec 23	Van	3-1	W	21-13-02
37	Dec 27	Det	2-4	L	21-14-02
38	Dec 29	LA	1-3	L	21-15-02
39	Dec 31	at Ptx	3-4	O**	21-15-03
40	Jan 2	Phx	2-5	L	21-16-03
41	Jan 5	NYI	2-1	W	22-16-03
42	Jan 8	at Det	0-1	L	22-17-03
43	Jan 9	at Wash	1-2	L	22-18-03
44	Jan 12	at Car	5-4	W	23-18-03
45	Jan 13	at Fla	4-3	W	24-18-03
46	Jan 15	at TB	3-0	W	25-18-03
47	Jan 18	Chi	1-2	O*	25-18-04
48	Jan 20	Cbj	3-1	W	26-18-04
49	Jan 22	Nsh	0-4	L	26-19-04
50	Jan 24	Min	2-3	L	26-20-04
51	Jan 30	Chi	6-3	W	27-20-04
52	Feb 1	at Det	0-2	L	27-21-04
53	Feb 2	at StL	4-4	W	28-21-04
54	Feb 4	Phx	3-4	O*	28-21-05
55	Feb 6	at SJ	3-1	W	29-21-05
56	Feb 9	at Van	6-2	W	30-21-05
57	Feb 12	Ana	1-2	L	30-22-05
58	Feb 14	St L	1-4	L	30-23-05
59	Feb 17	at Chi	1-2	L	30-24-05
60	Feb 18	Det	0-4	L	30-25-05
61	Feb 20	at Ana	2-3	O**	30-25-06
62	Feb 22	at Ptx	3-2	W**	31-25-06
63	Feb 24	at NYR	2-3	L	31-26-06
64	Feb 26	at Cgy	3-2	W	32-26-06
65	Feb 27	at Van	3-2	W**	33-26-06
66	Mar 1	LA	5-2	W	34-26-06
67	Mar 4	Van	2-1	W	35-26-06
68	Mar 6	Ana	1-0	W	36-26-06
69	Mar 8	Dal	3-1	W	37-26-06
70	Mar 9	at Dal	0-3	L	37-27-06
71	Mar 11	at Atl	5-2	W	38-27-06
72	Mar 13	Edm	5-1	W	39-27-06
73	Mar 15	NJ	2-4	L	39-28-06
74	Mar 17	at Min	1-3	L	39-29-06
75	Mar 20	at Cgy	1-2	L	39-30-06
76	Mar 22	at Edm	5-7	L	39-31-06
77	Mar 24	Cgy	2-0	W	40-31-06
78	Mar 26	Van	6-3	W	41-31-06
79	Mar 28	Edm	5-4	W**	42-31-06
80	Mar 30	at Min	2-3	O*	42-31-07
81	Apr 1	at Van	4-2	W	43-31-07
82	Apr 6	Min	4-3	W**	44-31-07

\*Overtime Decision \*\*Shootout Result

## 2008-2009



### COLORADO AVALANCHE

32-45-5, 69 points, 5th Northwest Div.

GM	DATE	OPP.	SCORE	W/L	REC.
1	Oct 9	Bos	4-5	L	00-01-00
2	Oct 12	at Edm	2-3	L	00-02-00
3	Oct 14	at Cgy	4-5	L	00-03-00
4	Oct 16	Phi	5-2	W	01-03-00
5	Oct 18	at Dal	4-4	W	02-03-00
6	Oct 20	at LA	4-3	W	03-03-00
7	Oct 23	Edm	4-1	W	04-03-00
8	Oct 25	Buf	2-1	W**	05-03-00
9	Oct 28	at Cgy	0-3	L	05-04-00
10	Oct 30	Cbj	2-4	L	05-05-00
11	Nov 2	SJ	3-5	L	05-06-00
12	Nov 3	at Chi	2-6	L	05-07-00
13	Nov 6	Min	1-3	L	05-08-00
14	Nov 8	Nsh	1-0	W	06-08-00
15	Nov 12	Van	2-1	W**	07-08-00
16	Nov 15	at Edm	3-2	W**	08-08-00
17	Nov 18	at Cgy	1-4	L	08-09-00
18	Nov 20	Cgy	0-1	L	08-10-00
19	Nov 22	at LA	4-3	W**	09-10-00
20	Nov 24	at Ana	1-4	L	09-11-00
21	Nov 26	StL	3-1	W	10-11-00
22	Nov 28	at Ptx	1-2	L	10-12-00
23	Nov 29	TB	4-3	W	11-12-00
24	Dec 1	at Min	6-5	W	12-12-00
25	Dec 5	at Nsh	2-3	L	12-13-00
26	Dec 5	at Dal	2-2	O**	12-13-01
27	Dec 7	Van	5-4	W**	13-13-01
28	Dec 9	LA	6-1	W	14-13-01
29	Dec 12	Chi	3-4	L	14-14-01
30	Dec 15	at Det	3-2	W	15-14-01
31	Dec 16	at Phil	2-5	L	15-15-01
32	Dec 18	at TB	2-1	W**	16-15-01
33	Dec 21	at Fla	0-3	L	16-16-01
34	Dec 23	Phx	4-4	W	17-16-01
35	Dec 27	at Nsh	2-3	L	17-17-01
36	Dec 29	Nash	5-1	W	19-16-01
37	Dec 31	at Ptx	1-3	L	19-17-01
38	Jan 2	Cbj	1-6	L	19-18-01
39	Jan 4	Min	0-2	L	19-19-01
40	Jan 6	at Nsh	2-1	W	20-19-01
41	Jan 8	Chi	2-1	W	21-19-01
42	Jan 10	Pit	5-3	W	22-19-01
43	Jan 13	at Cbj	3-4	L	22-20-01
44	Jan 15	at StL	2-5	L	22-21-01
45	Jan 16	Edm	2-3	L	22-22-01
46	Jan 18	Cgy	2-2	T	22-22-01
47	Jan 21	LA	5-6	L	23-23-01
48	Jan 27	SJ	0-3	L	23-24-01
49	Jan 29	Tor	4-7	L	23-25-01
50	Jan 31	Ana	3-4	L	23-26-01
51	Feb 2	Cgy	4-3	W	24-26-01
52	Feb 5	Dal	3-2	W	25-26-01
53	Feb 7	at StL	1-4	L	25-27-01
54	Feb 10	at Cbj	0-3	L	25-28-01
55	Feb 11	at Min	2-3	L	25-29-01
56	Feb 13	Mon	4-4	T	25-30-01
57	Feb 15	at Det	6-5	W**	26-30-01
58	Feb 17	Ott	3-2	W	27-30-01
59	Feb 20	at Wash	4-1	W	28-30-01
60	Feb 22	at Car	2-5	L	28-31-01
61	Feb 24	at Atl	3-4	L	28-32-01
62	Feb 26	at NJ	0-4	L	28-33-01
63	Feb 28	at NYR	1-6	L	28-34-01
64	Mar 2	at NYI	2-4	L	28-35-01
65	Mar 4	Det	2-3	L	28-36-01
66	Mar 8	at Chi	5-1	W	29-36-01
67	Mar 10	Atl	0-3	L	29-37-01
68	Mar 12	Min	2-1	W**	30-37-01
69	Mar 14	at Edm	3-2	W	31-37-01
70	Mar 15	at Van	2-4	L	31-38-01
71	Mar 17	at Min	2-3	O**	31-38-02
72	Mar 19	Edm	1-8	L	31-39-02
73	Mar 22	at SJ	1-3	L	31-40-02
74	Mar 25	Ana	2-7	L	31-41-02
75	Mar 27	at Van	1-4	L	31-42-02
76	Mar 29	at Ana	1-4	L	31-43-02
77	Apr 1	Phx	0-3	L	31-44-02
78	Apr 5	at Van	4-1	W	32-44-02
79	Apr 7	at SJ	0-1	O**	32-44-03
80	Apr 9	Dal	2-3	O*	32-44-04
81	Apr 11	Van	0-1	O*	32-44-05
82	Apr 12	StL	0-1	L	32-45-05

\*Overtime Decision \*\*Shootout Result

## 2009-2010



### COLORADO AVALANCHE

43-30-9, 95 points, 2nd Northwest Div.

GM	DATE	OPP.	SCORE	W/L	REC.
1	Oct 1	SJ	5-2	W	01-00-00
2	Oct 3	at Nsh	3-0	W	02-00-00
3	Oct 8	at Van	3-3	L	02-01-00
4	Oct 12	at Chi	3-4	O**	02-01-01
5	Oct 12	at Bos	4-3	W	03-01-01
6	Oct 13	at LA	4-1	W	04-01-01
7	Oct 15	at Mtl	3-2	W	05-01-01
8	Oct 17	at Dal	4-3	W**	06-01-01
9	Oct 21	at Min	2-3	O**	06-01-02
10	Oct 23	Car	5-4	W	07-01-02
11	Oct 24	Det	3-1	W	08-01-02
12	Oct 27	at Edm	3-0	W	09-01-02
13	Oct 28	at Cgy	3-2	W	10-01-02
14	Oct 30	at SJ	1-3	L	10-02-02
15	Nov 3	at Van	3-3	T	10-03-02
16	Nov 4	Phx	4-1	W	11-03-02
17	Nov 6	Chi	4-3	W**	12-03-02
18	Nov 8	Edm	3-5	L	12-04-02
19	Nov 11	at Chi	2-3	O**	12-04-03
20	Nov 14	Van	2-8	L	12-05-03
21	Nov 17	at Cgy	2-2	T	13-05-03
22	Nov 18	at Edm	4-6	L	13-06-03
23	Nov 20	at Van	2-5	L	13-07-03
24	Nov 23	Phi	5-5	T	14-07-03
25	Nov 25	Ash	3-4	O*	14-07-04
26	Nov 27	at Min	3-5	L	14-08-04
27	Nov 28	Min	2-3	O**	14-08-05
28	Nov 30	at TB	3-0	W	15-08-05
29	Dec 2	at Fla	5-6	O**	15-08-06
30	Dec 3	at Pit	1-4	L	15-09-06
31	Dec 5	at CBJ	3-2	W	16-09-06
32	Dec 7	at StL	4-0	W	17-09-06
33	Dec 9	Min	0-1	L	17-10-06
34	Dec 11	TB	2-1	W**	18-10-06
35	Dec 13	Cgy	3-3	T	18-11-06
36	Dec 15	Wash	1-6	L	19-11-06
37	Dec 19	Cbj	5-2	W	20-11-06
38	Dec 21	at Min	4-3	W	21-11-06
39	Dec 22	Ana	2-4	L	21-12-06
40	Dec 26	Dal	4-1	W	22-12-06
41	Dec 30	at Ott	4-3	W	23-12-06
42	Dec 31	at Det	3-4	L	23-13-06
43	Jan 2	at Cbj	3-2	W	24-13-06
44	Jan 6	NYI	2-3	L	24-14-06
45	Jan 8	at Car	1-2	L	24-15-06
46	Jan 9	at Nsh	3-4	W**	25-15-06
47	Jan 11	at Cgy	3-2	W**	2

# YEAR-BY-YEAR TEAM RESULTS

## 2010-2011 COLORADO AVALANCHE

30-44-8, 68 points, 4th Northwest Div.

GM	DATE	OPP.	SCORE	W/L	REC.
1	Oct. 7	Chi	4-3	W*	01-01-00
2	Oct. 11	at Phi	2-4	L	01-01-00
3	Oct. 12	at Det	5-1	W**	02-01-00
4	Oct. 15	at NJ	3-2	W	03-01-00
5	Oct. 16	at NYI	2-5	L	03-02-00
6	Oct. 18	at NYR	3-1	W	04-02-00
7	Oct. 21	SJ	2-4	L	04-03-00
8	Oct. 23	LA	4-6	L	04-04-00
9	Oct. 26	at Van	3-4	O*	04-04-01
10	Oct. 28	at Cgy	6-5	W	05-04-01
11	Oct. 30	Cbj	5-1	W	06-04-01
12	Nov. 4	Van	1-3	L	06-05-01
13	Nov. 6	Dal	5-0	W	07-05-01
14	Nov. 9	Cgy	2-4	L	07-06-01
15	Nov. 12	at Cbj	3-1	W	08-06-01
16	Nov. 13	at Det	1-3	L	08-07-01
17	Nov. 15	STL	6-3	W	09-07-01
18	Nov. 17	SJ	4-3	W*	10-07-01
19	Nov. 19	NYR	5-1	W	11-07-01
20	Nov. 20	at Dal	4-3	W**	12-07-01
21	Nov. 24	at Van	2-4	L	12-08-01
22	Nov. 25	at Edm	2-3	L	12-09-01
23	Nov. 27	Min	7-4	W	13-09-01
24	Nov. 30	Atl	2-3	O*	13-09-02
25	Dec. 3	at Car	1-2	O*	13-09-03
26	Dec. 4	at TB	5-6	L	13-10-03
27	Dec. 7	at Fla	3-4	O*	13-10-04
28	Dec. 10	at Atl	4-2	W	14-10-04
29	Dec. 11	at Wash	3-2	W	15-10-04
30	Dec. 13	Chi	7-5	W	16-10-04
31	Dec. 15	at Chi	4-3	W	17-10-04
32	Dec. 17	Ott	6-5	W*	18-10-04
33	Dec. 19	Mtl	3-2	W	19-10-04
34	Dec. 21	LA	0-5	L	19-11-04
35	Dec. 23	Min	1-3	L	19-12-04
36	Dec. 27	Det	3-4	O*	19-12-05
37	Dec. 30	at Edm	4-3	W**	20-12-05
38	Dec. 31	at Cbj	2-3	L	20-13-05
39	Jan. 2	Van	1-2	L	20-14-05
40	Jan. 4	Buf	4-3	W*	21-14-05
41	Jan. 6	Phx	0-2	L	21-15-05
42	Jan. 8	NYI	3-4	O*	21-15-06
43	Jan. 10	Det	5-4	W	22-15-06
44	Jan. 12	at Chi	0-4	L	22-16-06
45	Jan. 14	at Min	1-1	L	23-16-06
46	Jan. 18	Van	4-3	W*	23-16-06
47	Jan. 20	Nsh	1-5	L	24-17-06
48	Jan. 22	Bos	2-6	L	24-18-06
49	Jan. 24	STL	4-3	W	25-18-06
50	Jan. 26	Phx	2-5	L	25-19-06
51	Feb. 3	Min	3-4	L	25-20-06
52	Feb. 5	Ana	0-3	L	25-21-06
53	Feb. 7	at Phx	0-3	L	25-22-06
54	Feb. 9	at Min	2-3	L	25-23-06
55	Feb. 11	at Cbj	1-3	L	25-24-06
56	Feb. 12	at Nsh	3-5	L	25-25-06
57	Feb. 14	Cgy	1-9	L	25-26-06
58	Feb. 16	Pit	2-3	O*	25-26-07
59	Feb. 19	at SJ	0-4	L	25-27-07
60	Feb. 22	at STL	4-3	W	26-27-07
61	Feb. 23	Edm	1-5	L	26-28-07
62	Feb. 26	at LA	3-4	L	26-29-07
63	Feb. 27	at Ana	2-3	L	26-30-07
64	Mar. 1	at SJ	1-2	O**	26-30-08
65	Mar. 5	Edm	1-5	L	26-31-08
66	Mar. 8	at Min	2-5	L	26-32-08
67	Mar. 11	Ana	2-6	L	26-33-08
68	Mar. 12	at Nsh	2-4	L	26-34-08
69	Mar. 16	at Van	2-4	L	26-35-08
70	Mar. 17	at Cgy	2-5	L	26-36-08
71	Mar. 19	at Edm	3-2	W**	27-36-08
72	Mar. 22	Cbj	5-4	W**	28-36-08
73	Mar. 24	Tor	3-4	L	28-37-08
74	Mar. 26	at LA	1-4	L	28-38-08
75	Mar. 28	at Ana	4-5	L	28-39-08
76	Mar. 31	Nsh	2-3	L	28-40-08
77	Apr. 1	at Phx	7-3	W**	29-40-08
78	Apr. 3	Cgy	1-2	L	29-41-08
79	Apr. 5	at STL	1-3	L	29-42-08
80	Apr. 7	at Dal	2-4	L	29-43-08
81	Apr. 8	Dal	2-3	L	29-44-08
82	Apr. 10	Edm	4-3	W*	30-44-08

\*Overtime Decision \*\*Shootout Result

## 2011-2012 COLORADO AVALANCHE

41-35-6, 88 points, 3rd Northwest Div.

GM	DATE	OPP.	SCORE	W/L	REC.
1	Oct. 8	Det	0-3	L	00-01-00
2	Oct. 10	at Bos	1-0	W	01-01-00
3	Oct. 12	at Cbj	3-2	W**	02-01-00
4	Oct. 13	at Cbj	0-1	L	03-01-00
5	Oct. 15	at Mtl	6-5	W**	04-01-00
6	Oct. 17	at Tor	3-2	W*	05-01-00
7	Oct. 20	Chi	1-3	L	05-02-00
8	Oct. 22	at Chi	5-4	W**	06-02-00
9	Oct. 26	at Cgy	2-4	L	06-03-00
10	Oct. 28	Edm	1-3	L	06-04-00
11	Oct. 30	LA	3-2	W	07-04-00
12	Nov. 2	Phx	1-4	L	07-05-00
13	Nov. 4	at Dal	6-7	O*	07-05-01
14	Nov. 6	Cgy	1-2	L	07-06-01
15	Nov. 8	at Det	2-5	L	07-07-01
16	Nov. 10	NYI	4-3	W**	08-07-01
17	Nov. 12	Cgy	3-4	L	08-08-01
18	Nov. 15	at Pit	3-6	L	08-09-01
19	Nov. 17	at Min	0-1	L	08-10-01
20	Nov. 18	Dal	3-0	W	09-10-01
21	Nov. 20	SJ	1-4	L	09-11-01
22	Nov. 23	Van	0-3	L	09-12-01
23	Nov. 26	Edm	5-2	W	10-12-01
24	Nov. 28	Dal	1-3	L	10-13-01
25	Jan. 3	at NJ	1-1	L	11-13-01
26	Dec. 2	STL	3-2	W**	12-13-01
27	Dec. 4	Det	4-2	W	13-13-01
28	Dec. 6	at Van	0-6	L	13-14-01
29	Dec. 8	at Cgy	2-3	L	13-15-01
30	Dec. 9	at Edm	1-4	L	13-16-01
31	Dec. 13	SJ	4-3	W**	14-16-01
32	Dec. 15	at SJ	4-5	L	14-17-01
33	Dec. 17	Wsh	2-1	W	15-17-01
34	Dec. 19	Phi	3-2	W**	16-17-01
35	Dec. 21	STL	3-2	W	17-17-01
36	Dec. 23	TB	2-1	W*	18-17-01
37	Dec. 26	at Min	4-2	W	19-17-01
38	Dec. 27	Wpg	1-4	L	19-18-01
39	Dec. 29	Phx	3-2	W	20-18-01
40	Dec. 31	at Ana	4-2	W	21-18-01
41	Jan. 2	at LA	2-1	W**	22-18-01
42	Jan. 6	at Chi	4-0	W	23-18-01
43	Jan. 7	at STL	0-4	L	23-19-01
44	Jan. 10	Nsh	1-4	L	23-20-01
45	Jan. 12	at Nsh	2-3	O*	23-20-02
46	Jan. 14	at Dal	2-1	W	24-20-02
47	Jan. 16	at Phx	1-6	L	24-21-02
48	Jan. 18	Fla	4-3	W*	25-21-02
49	Jan. 21	at LA	3-1	W	26-21-02
50	Jan. 22	at Ana	2-3	L	26-22-02
51	Jan. 24	Min	2-3	L	26-23-02
52	Jan. 31	at Edm	2-3	L	26-24-02
53	Feb. 2	Min	0-1	L	26-25-02
54	Feb. 4	Van	2-3	O**	26-25-03
55	Feb. 7	Chi	5-2	W	27-25-03
56	Feb. 10	Car	4-3	W*	28-25-03
57	Feb. 11	at STL	2-3	O*	28-25-04
58	Feb. 15	at Van	1-3	L	28-26-04
59	Feb. 17	at Edm	3-1	W	29-26-04
60	Feb. 19	at Wpg	1-5	L	29-27-04
61	Feb. 22	LA	4-1	W	30-27-04
62	Feb. 24	at Cbj	5-0	W	31-27-04
63	Feb. 25	at Det	4-3	W	32-27-04
64	Feb. 27	Ana	4-1	W	33-27-04
65	Mar. 1	Cbj	0-2	L	33-28-04
66	Mar. 3	Phx	1-5	L	33-29-04
67	Mar. 4	at Min	2-0	W	34-29-04
68	Mar. 6	Min	7-1	W	35-29-04
69	Mar. 8	at Nsh	2-4	L	35-30-04
70	Mar. 10	Edm	3-2	W**	36-30-04
71	Mar. 12	Ana	3-2	W*	37-30-04
72	Mar. 14	at Buf	5-4	W**	38-30-04
73	Mar. 15	at NJ	0-1	O**	38-30-05
74	Mar. 17	at NYR	3-1	W	39-30-05
75	Mar. 20	Cgy	2-1	W*	40-30-05
76	Mar. 22	at Phx	2-3	L	40-31-05
77	Mar. 24	Van	2-3	O*	40-31-06
78	Mar. 26	at SJ	1-5	L	40-32-06
79	Mar. 28	at Van	0-1	L	40-33-06
80	Mar. 30	at Cgy	4-1	W	41-33-06
81	Apr. 5	Cbj	2-5	L	41-34-06
82	Apr. 7	Nsh	1-6	L	41-35-06

\*Overtime Decision \*\*Shootout Result

## 2012-2013 COLORADO AVALANCHE

16-25-7, 39 points, 5th Northwest Div.

GM	DATE	OPP.	SCORE	W/L	REC.
1	Jan. 19	at Min	2-4	L	00-01-00
2	Jan. 22	LA	3-1	W	01-01-00
3	Jan. 24	Cbj	4-0	W	02-01-00
4	Jan. 26	at SJ	0-4	L	02-02-00
5	Jan. 28	at Edm	1-4	L	02-03-00
6	Jan. 30	at Van	0-3	L	02-04-00
7	Jan. 31	at Cgy	6-3	W	03-04-00
8	Feb. 2	Edm	3-1	W	04-04-00
9	Feb. 4	Dal	2-3	L	04-05-00
10	Feb. 6	Ana	0-3	L	04-06-00
11	Feb. 11	Phx	2-3	O*	04-06-01
12	Feb. 14	at Min	4-3	W**	05-06-01
13	Feb. 16	at Edm	4-6	L	05-07-01
14	Feb. 18	Nsh	6-5	W	06-07-01
15	Feb. 20	STL	1-0	W*	07-07-01
16	Feb. 23	at LA	1-4	L	07-08-01
17	Feb. 24	at Ana	3-4	O*	07-08-02
18	Feb. 26	at SJ	2-3	O**	07-08-03
19	Feb. 28	Cgy	5-4	W	08-08-03
20	Mar. 3	at Cbj	1-2	O*	08-08-04
21	Mar. 5	at Det	1-2	L	08-09-04
22	Mar. 6	at Chi	2-3	L	08-10-04
23	Mar. 8	Chi	6-2	W	09-10-04
24	Mar. 10	SJ	3-2	W*	10-10-04
25	Mar. 12	Edm	0-4	L	10-11-04
26	Mar. 14	at Min	3-5	L	10-12-04
27	Mar. 16	Min	4-6	L	10-13-04
28	Mar. 18	Chi	2-5	L	10-14-04
29	Mar. 20	Dal	4-3	W	11-14-04
30	Mar. 23	at Dal	2-5	L	11-15-04
31	Mar. 24	Van	2-3	L	11-16-04
32	Mar. 27	at Cbj	3-4	L	11-17-04
33	Mar. 28	at Van	1-4	L	11-18-04
34	Mar. 30	Nsh	1-0	W*	12-18-04
35	Apr. 1	at Det	2-3	L	12-19-04
36	Apr. 2	at Nsh	1-3	L	12-20-04
37	Apr. 5	Det	2-3	O*	12-20-05
38	Apr. 6	at Phx	0-4	L	12-21-05
39	Apr. 8	Cgy	1-3	L	12-22-05
40	Apr. 10	at Ana	4-1	W	13-22-05
41	Apr. 11	at LA	2-3	O**	13-22-06
42	Apr. 13	Van	4-3	W	14-22-06
43	Apr. 15	Cbj	3-4	O*	14-22-06
44	Apr. 19	Edm	1-4	L	14-23-07
45	Apr. 21	STL	5-3	W	15-23-07
46	Apr. 23	at STL	1-3	L	15-24-07
47	Apr. 26	at Phx	5-4	W**	16-24-07
48	Apr. 27	Min			

# YEAR-BY-YEAR TEAM RESULTS

## 2013-2014



### COLORADO AVALANCHE

52-22-8, 112 points, 1st Central Div.

GM	DATE	OPP.	SCORE	W/L	REC.
1	Oct. 2	Ana	6-1	W	01-00-00
2	Oct. 8	Nsh	3-1	W	02-00-00
3	Oct. 10	@ Tor	2-1	W	03-00-00
4	Oct. 12	@ Bos	2-1	W	04-00-00
5	Oct. 15	@ Wash	5-1	W	05-00-00
6	Oct. 16	Dal	3-2	W	06-00-00
7	Oct. 17	Det	2-4	L	06-01-00
8	Oct. 19	@ Buf	4-2	W	07-01-00
9	Oct. 21	@ Pit	1-0	W	08-01-00
10	Oct. 25	Car	4-2	W	09-01-00
11	Nov. 27	Wpg	3-2	W	10-01-00
12	Nov. 21	@ Dal	3-2	W*	11-01-00
13	Nov. 2	Mtl	4-1	W	12-01-00
14	Nov. 6	Nsh	4-6	L	12-02-00
15	Nov. 8	Cgy	4-2	W	13-02-00
16	Nov. 10	Wsh	4-1	W	14-02-00
17	Nov. 12	@ Car	1-2	L	14-03-00
18	Nov. 14	@ STL	3-7	L	14-04-00
19	Nov. 16	Fla	1-4	L	14-05-00
20	Nov. 19	Chi	5-1	W	15-05-00
21	Nov. 21	@ Phx	4-3	W*	16-05-00
22	Nov. 23	@ LA	1-0	W*	17-05-00
23	Nov. 27	STL	1-4	L	17-06-00
24	Nov. 29	@ Min	3-1	W	18-06-00
25	Nov. 30	Mn	3-2	W**	19-06-00
26	Dec. 5	@ Edm	2-8	L	19-07-00
27	Dec. 6	@ Cgy	3-2	W	20-07-00
28	Dec. 8	@ Van	1-3	L	20-08-00
29	Dec. 10	Phx	1-3	L	20-09-00
30	Dec. 12	@ Wpg	4-3	W**	21-09-00
31	Dec. 14	Min	1-2	O*	21-09-01
32	Dec. 16	Dal	6-2	W	22-09-01
33	Dec. 17	@ Dal	2-3	L	22-10-01
34	Dec. 19	Edm	4-2	W	23-10-01
35	Dec. 21	@ SJ	2-3	L	23-10-02
36	Dec. 23	@ Cgy	4-5	O*	23-10-03
37	Dec. 27	@ Chi	2-7	L	23-11-03
38	Dec. 29	Wpg	1-2	O*	23-11-04
39	Dec. 31	Cgy	5-3	W	24-11-04
40	Jan. 2	Phi	2-1	W	25-11-04
41	Jan. 4	SJ	4-3	W	26-11-04
42	Jan. 6	Cgy	3-4	L	26-12-04
43	Jan. 8	Ott	4-3	W*	27-12-04
44	Jan. 10	NYI	1-2	O*	27-12-05
45	Jan. 11	@ Min	2-2	W	28-12-05
46	Jan. 14	@ Chi	3-2	W	29-12-05
47	Jan. 16	NJ	2-1	W**	30-12-05
48	Jan. 18	@ Nsh	5-4	W	31-12-05
49	Jan. 21	Tor	2-5	L	31-13-05
50	Jan. 24	@ Fla	3-2	W	32-13-05
51	Jan. 25	@ TB	2-5	L	32-14-05
52	Jan. 27	@ Dal	4-3	W	33-14-05
53	Jan. 30	Min	5-4	W	34-14-05
54	Feb. 1	Buf	7-1	W	35-14-05
55	Feb. 3	@ NY	2-1	W*	36-14-05
56	Feb. 4	@ LA	1-5	L	36-15-05
57	Feb. 6	@ Phi	1-3	L	36-16-05
58	Feb. 8	@ NYI	5-2	W	37-16-05
59	Feb. 26	LA	4-6	L	37-17-05
60	Feb. 28	Phx	4-2	W	38-17-05
61	Mar. 2	TB	6-3	W	39-17-05
62	Mar. 4	@ Chi	4-2	W	40-17-05
63	Mar. 6	@ Det	3-2	W*	41-17-05
64	Mar. 8	STL	1-2	L	41-18-05
65	Mar. 10	Wpg	3-2	W*	42-18-05
66	Mar. 12	Chi	3-2	W	43-18-05
67	Mar. 14	Ana	4-6	L	43-19-05
68	Mar. 16	@ Ott	3-1	W	44-19-05
69	Mar. 18	@ Mtl	3-6	L	44-20-05
70	Mar. 19	@ Wpg	4-5	O*	44-20-06
71	Mar. 21	Bos	0-2	L	44-21-06
72	Mar. 25	@ Nsh	5-4	W**	45-21-06
73	Mar. 27	Van	3-2	W*	46-21-06
74	Mar. 29	SJ	3-2	W	47-21-06
75	Apr. 1	@ STL	3-2	W*	48-21-06
76	Apr. 3	NVR	3-2	W**	49-21-06
77	Apr. 5	@ Cgy	4-0	W	50-21-06
78	Apr. 6	Pit	2-3	O*	50-21-07
79	Apr. 8	@ Edm	4-1	W	51-21-07
80	Apr. 10	@ Van	4-2	W	52-21-07
81	Apr. 11	@ SJ	1-5	L	52-22-07
82	Apr. 13	@ Ana	2-3	O*	52-22-08

\*Overtime Decision \*\*Shootout Result

## 2014-2015



### COLORADO AVALANCHE

39-31-12, 90 points, 7th Central Div.

GM	DATE	OPP.	SCORE	W/L	REC.
1	Oct. 9	@ Min	0-5	L	00-01-00
2	Oct. 11	Min	0-3	L	00-02-00
3	Oct. 13	@ Bos	2-1	W	01-02-00
4	Oct. 14	@ Tor	2-3	O*	01-02-01
5	Oct. 16	@ Ott	3-5	L	01-03-01
6	Oct. 18	@ Mtl	2-3	L	01-04-01
7	Oct. 21	Fla	3-4	O*	01-04-02
8	Oct. 24	Van	7-3	W	02-04-02
9	Oct. 26	@ Wpg	1-2	O*	02-04-03
10	Oct. 28	SJ	2-3	O**	02-04-04
11	Oct. 30	NYI	5-0	W	03-04-04
12	Nov. 1	@ STL	2-3	O**	03-04-05
13	Nov. 2	Ana	2-3	L	03-05-05
14	Nov. 4	Van	2-5	L	03-06-05
15	Nov. 6	Tor	4-3	W**	04-06-05
16	Nov. 8	@ Phi	3-4	L	04-07-05
17	Nov. 11	@ NYI	0-6	L	05-08-05
18	Nov. 13	@ NVR	4-3	W**	05-08-05
19	Nov. 15	@ NJ	3-2	W	06-08-05
20	Nov. 20	Wsh	2-3	L	06-09-05
21	Nov. 22	Car	4-3	W	07-09-05
22	Nov. 25	@ Ari	4-3	W*	08-09-05
23	Nov. 26	Chi	2-3	L	08-10-05
24	Nov. 29	Dal	5-2	W	09-10-05
25	Dec. 1	Mtl	3-4	L	09-11-05
26	Dec. 4	@ Cgy	3-0	O*	09-11-06
27	Dec. 5	@ Wpg	2-6	L	09-12-06
28	Dec. 9	Nsh	3-3	L	09-13-06
29	Dec. 11	Wpg	4-3	W**	10-13-06
30	Dec. 13	STL	2-3	O*	10-13-07
31	Dec. 18	@ Pit	0-1	O*	10-13-08
32	Dec. 20	@ Buf	5-1	W	11-13-08
33	Dec. 21	@ Det	2-1	W**	12-13-08
34	Dec. 23	STL	5-0	W	13-13-08
35	Dec. 27	Chi	2-5	L	13-14-08
36	Dec. 29	@ STL	0-3	L	13-15-08
37	Dec. 31	Phi	4-3	W**	14-15-08
38	Jan. 2	Edm	2-1	W**	15-15-08
39	Jan. 4	Cgy	3-4	L	15-16-08
40	Jan. 6	@ Chi	2-0	W	16-16-08
41	Jan. 8	Ott	5-2	W	17-16-08
42	Jan. 10	Dal	4-3	W	18-16-08
43	Jan. 12	@ Wsh	1-2	L	18-17-08
44	Jan. 13	@ Car	2-3	O**	18-17-09
45	Jan. 15	@ Fla	4-2	W	19-17-09
46	Jan. 17	@ TB	2-3	O**	19-17-10
47	Jan. 19	@ STL	1-3	L	19-18-10
48	Jan. 21	Bos	3-2	W**	20-18-10
49	Jan. 27	@ Nsh	3-4	O*	20-18-11
50	Jan. 30	Nsh	3-0	W	21-18-11
51	Feb. 3	@ Dal	3-6	W**	22-18-11
52	Feb. 5	Det	0-3	L	22-19-11
53	Feb. 7	@ Min	0-1	L	22-20-11
54	Feb. 8	@ Wpg	3-5	L	22-21-11
55	Feb. 12	NVR	3-6	L	22-22-11
56	Feb. 14	Dal	4-1	W	23-22-11
57	Feb. 16	Ari	5-2	W	24-22-11
58	Feb. 18	LA	1-4	L	24-23-11
59	Feb. 20	@ Chi	4-1	W	25-23-11
60	Feb. 22	TB	5-4	W	26-23-11
61	Feb. 24	@ Nsh	2-5	L	26-24-11
62	Feb. 27	@ Dal	5-4	W**	27-24-11
63	Feb. 28	Min	1-3	L	27-25-11
64	Mar. 4	Pit	3-1	W	28-25-11
65	Mar. 7	@ Cgy	4-0	W	29-25-11
66	Mar. 8	@ Min	3-2	W	30-25-11
67	Mar. 10	LA	2-5	L	30-26-11
68	Mar. 12	NJ	2-1	W**	31-26-11
69	Mar. 14	Cgy	3-2	W	32-26-11
70	Mar. 19	@ Ari	5-2	W	33-26-11
71	Mar. 20	@ Ana	2-3	O*	33-26-12
72	Mar. 23	@ Cgy	2-3	L	33-27-12
73	Mar. 25	@ Edm	3-4	L	33-28-12
74	Mar. 26	@ Van	4-1	W	34-28-12
75	Mar. 28	Buf	5-3	W	35-28-12
76	Mar. 30	Edm	1-4	L	35-29-12
77	Apr. 1	@ SJ	1-5	L	35-30-12
78	Apr. 3	@ Ana	4-2	W	36-30-12
79	Apr. 4	@ LA	1-3	L	36-31-12
80	Apr. 7	Nsh	3-2	W	37-31-12
81	Apr. 9	Wpg	1-0	W**	38-31-12
82	Apr. 11	Chi	3-2	W	39-31-12

\*Overtime Decision \*\*Shootout Result

## 2015-2016



### COLORADO AVALANCHE

39-39-4, 82 points, 6th Central Div.

GM	DATE	OPP.	SCORE	W/L	REC.
1	Oct. 8	Min	4-5	L	00-01-00
2	Oct. 10	Dal	6-3	W	01-01-00
3	Oct. 14	Bos	2-6	L	01-02-00
4	Oct. 16	@ Ana	3-0	W	02-02-00
5	Oct. 18	@ LA	1-2	L	02-03-00
6	Oct. 21	Car	0-1	O*	02-03-01
7	Oct. 24	Cgy	3-4	L	02-04-01
8	Oct. 27	@ Fla	1-4	L	02-05-01
9	Oct. 29	@ TB	2-1	W	03-05-01
10	Oct. 30	@ Car	2-3	L	03-06-01
11	Nov. 1	SJ	3-4	L	03-07-01
12	Nov. 3	Cgy	6-3	W	04-07-01
13	Nov. 5	@ Ari	2-4	L	04-08-01
14	Nov. 6	NVR	1-2	L	04-09-01
15	Nov. 10	@ Phi	4-0	W	05-09-01
16	Nov. 12	@ Bos	3-2	W	06-09-01
17	Nov. 14	@ Mtl	6-1	W	07-09-01
18	Nov. 17	@ Tor	1-5	L	07-10-01
19	Nov. 19	@ Pit	3-4	L	07-11-01
20	Nov. 21	@ Wsh	3-7	L	07-12-01
21	Nov. 23	@ Wpg	4-1	W	08-12-01
22	Nov. 25	Ott	3-5	L	08-13-01
23	Nov. 28	Wpg	5-3	W	09-13-01
24	Nov. 30	@ NYI	3-5	L	09-14-01
25	Dec. 1	@ NJ	2-1	W	10-14-01
26	Dec. 3	@ NYR	2-1	W	11-14-01
27	Dec. 5	@ Min	0-3	L	11-15-01
28	Dec. 11	@ Tor	2-1	W*	12-15-01
29	Dec. 9	Pit	4-4	L	12-16-01
30	Dec. 12	@ Nsh	3-2	W	13-16-01
31	Dec. 13	@ STL	3-1	W	14-16-01
32	Dec. 15	@ Chi	3-0	W	15-16-01
33	Dec. 17	NYI	2-1	W	16-16-01
34	Dec. 19	Edm	5-1	W	17-16-01
35	Dec. 21	Tor	4-7	L	17-17-01
36	Dec. 27	Ari	1-2	O*	17-17-02
37	Dec. 29	@ SJ	6-3	W	18-17-02
38	Jan. 2	Wpg	2-1	W	19-17-02
39	Jan. 2	Cgy	0-4	L	18-18-03
40	Jan. 4	LA	4-1	W	19-18-03
41	Jan. 6	STL	4-3	W*	20-18-03
42	Jan. 8	Nsh	5-3	W	21-18-03
43	Jan. 10	@ Chi	3-6	L	21-19-03
44	Jan. 12	TB	0-4	L	21-20-03
45	Jan. 14	NJ	3-0	W	22-20

# YEAR-BY-YEAR TEAM RESULTS

## 2016-2017 COLORADO AVALANCHE



22-56-4, 48 points, 7th Central Div.

GM	DATE	OPP.	SCORE	W/L	REC.
1	Oct. 15	Dal	6-5	W	01-00-00
2	Oct. 17	@Pit	4-3	W*	02-00-00
3	Oct. 18	@Wsh	0-3	L	02-01-00
4	Oct. 20	@TB	4-0	W	03-01-00
5	Oct. 22	@Fla	2-5	L	03-02-00
6	Oct. 28	Wpg	0-1	L	03-03-00
7	Oct. 29	@Ari	3-2	W	04-03-00
8	Nov. 01	Nsh	1-5	L	04-04-00
9	Nov. 03	@Chi	0-4	L	04-05-00
10	Nov. 05	Min	1-0	W	05-05-00
11	Nov. 06	@StL	1-5	L	05-06-00
12	Nov. 08	Ari	2-4	L	05-07-00
13	Nov. 11	Wpg	3-2	W*	06-07-00
14	Nov. 13	Bos	0-2	L	06-08-00
15	Nov. 15	LA	4-1	W	07-08-00
16	Nov. 17	@Dal	2-3	L	07-09-00
17	Nov. 19	@Min	3-2	W	08-09-00
18	Nov. 21	@Chj	3-2	W*	09-09-00
19	Nov. 23	Edm	3-6	L	09-10-00
20	Nov. 26	Van	2-3	O**	09-10-01
21	Nov. 29	Nsh	3-5	L	09-11-01
22	Dec. 01	Ctj	2-3	L	09-12-01
23	Dec. 03	Dal	0-3	L	09-13-01
24	Dec. 06	@Nsh	3-4	L	09-14-01
25	Dec. 08	@Bos	4-2	W	10-14-01
26	Dec. 10	@Mtl	1-10	L	10-15-01
27	Dec. 11	@Tor	3-1	W	11-15-01
28	Dec. 14	Phi	3-4	L	11-16-01
29	Dec. 16	Fla	1-3	L	11-17-01
30	Dec. 18	@Wpg	1-4	L	11-18-01
31	Dec. 20	@Min	0-2	L	11-19-01
32	Dec. 22	Tor	0-6	L	11-20-01
33	Dec. 23	@Chi	2-1	W*	12-20-01
34	Dec. 27	Cgy	3-6	L	12-21-01
35	Dec. 29	@Dal	2-4	L	12-22-01
36	Dec. 31	NYR	2-6	L	12-23-01
37	Jan. 02	@Van	1-5	L	12-24-01
38	Jan. 04	@Cgy	1-4	L	12-25-01
39	Jan. 06	NYI	2-1	W*	13-25-01
40	Jan. 12	Ana	1-4	L	13-26-01
41	Jan. 14	Nsh	2-3	L	13-27-01
42	Jan. 17	Chi	4-6	L	13-28-01
43	Jan. 19	@Ana	1-2	L	13-29-01
44	Jan. 21	@SJ	2-3	O*	13-29-02
45	Jan. 23	SJ	2-5	L	13-30-02
46	Jan. 25	Van	2-3	L	13-31-02
47	Jan. 31	@Ana	1-5	L	13-32-02
48	Feb. 01	@LA	0-5	L	13-33-02
49	Feb. 04	Wpg	5-2	W	14-33-02
50	Feb. 07	Mtl	4-0	W	15-33-02
51	Feb. 09	Pit	1-4	L	15-34-02
52	Feb. 11	@NYR	2-4	L	15-35-02
53	Feb. 12	@NYI	1-5	L	15-36-02
54	Feb. 14	@NJ	2-3	L	15-37-02
55	Feb. 16	@Buf	0-2	L	15-38-02
56	Feb. 17	@Car	2-1	W*	16-38-02
57	Feb. 19	TB	2-3	O*	16-38-03
58	Feb. 21	LA	1-2	L	16-39-03
59	Feb. 23	@Nsh	2-4	L	16-40-03
60	Feb. 25	Buf	5-3	W	17-40-03
61	Feb. 28	@Phi	0-4	L	17-41-03
62	Mar. 02	@Ott	1-2	L	17-42-03
63	Mar. 04	@Wpg	1-6	L	17-43-03
64	Mar. 05	StL	0-3	L	17-44-03
65	Mar. 07	Car	3-1	W	18-44-03
66	Mar. 09	NJ	3-2	W	19-44-03
67	Mar. 11	Ott	2-4	L	19-45-03
68	Mar. 13	@Ari	0-1	L	19-46-03
69	Mar. 15	Det	3-1	W	20-46-03
70	Mar. 18	@Det	1-5	L	20-47-03
71	Mar. 19	@Chi	3-6	L	20-48-03
72	Mar. 21	StL	2-4	L	20-49-03
73	Mar. 23	Edm	4-7	L	20-50-03
74	Mar. 25	@Edm	1-4	L	20-51-03
75	Mar. 27	@Cgy	2-4	L	20-52-03
76	Mar. 29	Wsh	3-5	L	20-53-03
77	Mar. 31	StL	2-1	W**	21-53-03
78	Apr. 02	@Min	2-5	L	21-54-03
79	Apr. 04	Chi	4-3	W*	22-54-03
80	Apr. 06	Minn	3-4	L	22-55-03
81	Apr. 08	@Dal	3-4	O**	22-55-04
82	Apr. 09	@StL	2-3	L	22-56-04

\*Overtime Decision \*\*Shootout Result

## 2017-18 COLORADO AVALANCHE



43-30-9, 95 points, 4th Central Div.

GM	DATE	OPP.	W/L	REC.	SCORE
1	Oct. 5	@NYR	W	01-00-00	4-2
2	Oct. 7	@NJ	L	01-01-00	1-4
3	Oct. 9	@Bos	W	02-01-00	4-0
4	Oct. 11	Bos	W	03-01-00	6-3
5	Oct. 13	Ana	W	04-01-00	3-1
6	Oct. 14	@Dal	L	04-02-00	1-3
7	Oct. 17	@Nsh	L	04-03-00	1-4
8	Oct. 19	StL	L	04-04-00	3-4
9	Oct. 24	Dal	W	05-04-00	5-3
10	Oct. 27	@Vgk	L	05-05-00	0-7
11	Oct. 28	Chi	W	06-05-00	6-3
12	Nov. 2	Car	W	07-05-00	5-3
13	Nov. 4	@Phi	W**	08-05-00	5-4
14	Nov. 5	@NYI	L	08-06-00	4-6
15	Nov. 10	Ott	O*	08-06-01	3-4
16	Nov. 11	@Ott	L	08-07-01	3-4
17	Nov. 16	Wsh	W	09-07-01	6-2
18	Nov. 18	@Nsh	L	09-08-01	2-5
19	Nov. 19	@Det	W*	10-08-01	4-3
20	Nov. 22	Dal	W	11-08-01	3-0
21	Nov. 24	@Min	O**	11-08-02	2-3
22	Nov. 25	Cgy	L	11-09-02	2-3
23	Nov. 29	Wpg	W*	12-09-02	3-2
24	Dec. 1	NJ	L	12-10-02	1-2
25	Dec. 3	Dal	L	12-11-02	1-7
26	Dec. 5	Buf	L	12-12-02	2-4
27	Dec. 7	@TB	L	12-12-02	2-5
28	Dec. 9	@Fla	W	13-12-02	7-3
29	Dec. 11	@Pit	W	14-12-02	2-1
30	Dec. 12	@Wsh	L	14-14-02	2-5
31	Dec. 14	Fla	W	15-14-02	2-1
32	Dec. 16	TB	L	15-15-02	5-6
33	Dec. 18	Pit	W	16-15-02	4-2
34	Dec. 21	@LA	O*	16-15-03	1-2
35	Dec. 23	@Ari	W	17-15-03	6-3
36	Dec. 27	Ari	L	17-16-03	1-2
37	Jan. 13	Tor	W	18-16-03	4-3
38	Dec. 31	NYI	W	19-16-03	6-1
39	Jan. 2	Wpg	W*	20-16-03	3-2
40	Jan. 4	Ctj	W	21-16-03	2-0
41	Jan. 6	Min	W	22-16-03	7-2
42	Jan. 13	@Dal	W	23-16-03	4-1
43	Jan. 15	Ana	W	24-16-03	3-1
44	Jan. 18	SJ	W	25-16-03	5-3
45	Jan. 20	NYR	W	26-16-03	3-1
46	Jan. 22	@Tor	W	27-16-03	4-2
47	Jan. 23	@Mtl	L	27-17-03	2-4
48	Jan. 25	@StL	L	27-18-03	1-3
49	Jan. 30	@Van	O*	27-18-04	3-4
50	Feb. 1	@Edm	W*	28-18-04	4-3
51	Feb. 3	@Wpg	L	28-19-04	0-3
52	Feb. 6	SJ	W	29-19-04	3-1
53	Feb. 8	@StL	L	29-20-04	1-6
54	Feb. 10	@Car	L	29-21-04	1-3
55	Feb. 11	@Buf	W	30-21-04	5-4
56	Feb. 14	Mtl	W	31-21-04	2-0
57	Feb. 16	@Wpg	L	31-22-04	1-6
58	Feb. 18	Edm	L	31-23-04	2-3
59	Feb. 20	@Van	W*	32-23-04	5-4
60	Feb. 22	@Edm	O*	32-23-05	2-3
61	Feb. 24	@Cgy	L	32-24-05	1-5
62	Feb. 26	Van	W	33-24-05	3-1
63	Feb. 28	Cgy	W	34-24-05	5-2
64	Mar. 2	Min	W	35-24-05	7-1
65	Mar. 4	Nsh	O*	35-24-06	3-4
66	Mar. 6	@Chi	O*	35-24-07	1-2
67	Mar. 8	@Cgy	O*	35-24-08	4-5
68	Mar. 10	Ari	W	36-24-08	5-2
69	Mar. 13	@Min	W	37-24-08	5-1
70	Mar. 15	@StL	W	38-24-08	4-1
71	Mar. 16	Nsh	L	38-25-08	2-4
72	Mar. 18	Det	W	39-25-08	5-1
73	Mar. 20	@Chi	W	40-25-08	5-1
74	Mar. 22	LA	L	40-26-08	1-7
75	Mar. 24	Vgk	W**	41-26-08	1-1
76	Mar. 26	@Vgk	L	41-27-08	2-4
77	Mar. 28	Phi	L	41-28-08	1-2
78	Mar. 30	Chi	W	42-28-08	5-0
79	Apr. 1	@Ana	O*	42-28-09	3-4
80	Apr. 2	@LA	L	42-29-09	1-3
81	Apr. 5	@SJ	L	42-30-09	1-4
82	Apr. 7	StL	W	43-30-09	5-2

\*Overtime Decision \*\*Shootout Result

# ALL-TIME RECORD VS. OPPONENTS

## ANAHEIM DUCKS

	GP	W	L	O
All-Time	88	40	31	17
Home	44	22	17	5
Away	44	18	14	12
Since '95	86	39	30	17
Home	43	22	16	5
Away	43	17	14	12

## ARIZONA COYOTES / WINNIPEG JETS

	GP	W	L	O
All-Time	127	61	48	18
Home	64	32	23	9
Away	63	29	25	9
Since '95	82	44	28	10
Home	41	22	13	6
Away	41	22	15	4

## BOSTON BRUINS

	GP	W	L	O
All-Time	144	57	72	15
Home	74	27	41	6
Away	70	30	31	9
Since '95	32	21	10	1
Home	17	9	8	0
Away	15	12	2	1

## BUFFALO SABRES

	GP	W	L	O
All-Time	143	61	60	22
Home	72	37	23	12
Away	71	24	37	10
Since '95	31	17	10	4
Home	16	9	5	2
Away	15	8	5	2

## CAROLINA HURRICANES / HARTFORD WHALERS

	GP	W	L	O
All-Time	144	74	46	24
Home	73	46	17	10
Away	71	28	29	14
Since '95	32	19	7	6
Home	16	12	1	3
Away	16	7	6	3

## CALGARY FLAMES

	GP	W	L	O
All-Time	161	66	73	22
Home	81	36	33	12
Away	80	30	40	10
Since '95	116	55	51	10
Home	59	29	24	6
Away	57	26	27	4

## CHICAGO BLACKHAWKS

	GP	W	L	O
All-Time	134	66	53	15
Home	66	36	21	9
Away	68	30	32	6
Since '95	89	50	30	9
Home	44	27	12	5
Away	45	23	18	4

## COLUMBUS BLUE JACKETS

	GP	W	L	O
All-Time	57	38	14	5
Home	29	20	8	1
Away	28	18	6	4

## DALLAS STARS / MINNESOTA NORTH STARS

	GP	W	L	O
All-Time	137	66	50	21
Home	69	40	17	12
Away	68	26	33	9
Since '95	92	43	32	17
Home	46	24	12	10
Away	46	19	20	7

## DETROIT RED WINGS

	GP	W	L	O
All-Time	123	52	61	10
Home	62	27	27	8
Away	61	25	34	2
Since '95	78	31	41	6
Home	39	15	19	5
Away	39	16	22	1

## EDMONTON OILERS

	GP	W	L	O
All-Time	161	75	73	13
Home	81	41	35	5
Away	80	34	38	8
Since '95	117	63	43	11
Home	59	34	22	3
Away	58	29	21	8

## FLORIDA PANTHERS

	GP	W	L	O
All-Time	39	23	10	6
Home	19	9	6	4
Away	20	14	4	2
Since '95	32	19	8	5
Home	16	8	5	3
Away	16	11	3	2

## LOS ANGELES KINGS

	GP	W	L	O
All-Time	131	54	63	14
Home	64	32	28	4
Away	67	22	35	10
Since '95	87	36	41	10
Home	42	22	19	1
Away	45	14	22	9

## MINNESOTA WILD

	GP	W	L	O
All-Time	98	46	39	13
Home	49	25	20	4
Away	49	21	19	9

## MONTREAL CANADIENS

	GP	W	L	O
All-Time	143	57	71	15
Home	71	38	28	5
Away	72	19	43	10
Since '95	30	18	9	3
Home	14	11	2	1
Away	16	7	7	2

# ALL-TIME RECORD VS. OPPONENTS

## NEW JERSEY DEVILS / COLORADO ROCKIES

	GP	W	L	O
All-Time	88	42	37	9
Home	43	24	15	4
Away	45	18	22	5
Since '95	34	16	14	4
Home	17	10	6	1
Away	17	6	8	3

## NASHVILLE PREDATORS

	GP	W	L	O
All-Time	78	31	35	12
Home	40	18	17	5
Away	38	13	18	7

## NEW YORK ISLANDERS

	GP	W	L	O
All-Time	83	40	37	6
Home	43	26	12	5
Away	40	14	25	1
Since '95	32	17	12	3
Home	17	12	2	3
Away	15	5	10	0

## NEW YORK RANGERS

	GP	W	L	O
All-Time	86	40	39	7
Home	43	23	17	3
Away	43	17	22	4
Since '95	34	20	13	1
Home	16	9	7	0
Away	18	11	6	1

## OTTAWA SENATORS

	GP	W	L	O
All-Time	49	28	16	5
Home	23	16	5	2
Away	26	12	11	3
Since '95	31	15	13	3
Home	15	8	5	2
Away	16	7	8	1

## PHILADELPHIA FLYERS

	GP	W	L	O
All-Time	86	31	39	16
Home	44	18	13	13
Away	42	13	26	3
Since '95	33	17	10	6
Home	18	9	4	5
Away	15	8	6	1

## PITTSBURGH PENGUINS

	GP	W	L	O
All-Time	86	41	35	10
Home	41	21	16	4
Away	45	20	19	6
Since '95	33	19	8	6
Home	16	8	4	4
Away	17	11	4	2

## SAN JOSE SHARKS

	GP	W	L	O
All-Time	93	46	35	12
Home	46	27	13	6
Away	47	19	22	6
Since '95	86	41	33	12
Home	43	24	13	6
Away	43	17	20	6

## ST. LOUIS BLUES

	GP	W	L	O
All-Time	136	61	60	15
Home	69	38	22	9
Away	67	23	38	6
Since '95	92	47	35	10
Home	47	28	13	6
Away	45	19	22	4

## TAMPA BAY LIGHTNING

	GP	W	L	O
All-Time	43	22	16	5
Home	22	14	5	3
Away	21	8	11	2
Since '95	33	17	11	5
Home	17	10	4	3
Away	16	7	7	2

## TORONTO MAPLE LEAFS

	GP	W	L	O
All-Time	80	41	29	10
Home	37	20	12	5
Away	43	21	17	5
Since '95	34	18	13	3
Home	14	7	7	0
Away	20	11	6	3

## VANCOUVER CANUCKS

	GP	W	L	O
All-Time	161	74	62	25
Home	80	38	29	13
Away	81	36	33	12
Since '95	116	58	41	17
Home	57	29	19	9
Away	59	29	22	8

## VEGAS GOLDEN KNIGHTS

	GP	W	L	O
All-Time	3	1	2	0
Home	1	1	0	0
Away	2	0	2	0

## WASHINGTON CAPITALS

	GP	W	L	O
All-Time	83	32	42	9
Home	42	18	19	5
Away	41	14	23	4
Since '95	31	13	16	2
Home	16	8	7	1
Away	15	5	9	1

## WINNIPEG JETS

	GP	W	L	O
All-Time	41	19	16	6
Home	21	12	6	3
Away	20	7	10	3



Mikko Rantanen is only the fourth player in Avalanche history to score 20 or more goals in each of his first two NHL seasons.





***PLAYOFF  
RECORD BOOK***

**1996 COLORADO AVALANCHE**

**NAMES APPEARING ON THE STANLEY CUP:**

Charlie Lyons, Pierre Lacroix, Marc Crawford, Joel Quenneville, Jacques Cloutier, Francois Giguere, Michel Goulet, Dave Draper, Jean Martineau, Pat Karns, Matthew Sokolowski, Rob McLean, Mike Kramer, Brock Gibbins, Skip Allen, Paul Fikler, Leo Vyssokov

Rene Corbet, Adam Deadmarsh, Stephane Fiset, Adam Foote, Peter Forsberg, Alexei Gusarov, Dave Hannan, Valeri Kamensky, Mike Keane, Jon Klemm, Uwe Krupp, Sylvain Lefebvre, Claude Lemieux, Curtis Leschyshyn, Troy Murray, Sandis Ozolinsh, Mike Ricci, Patrick Roy, Warren Rychel, Joe Sakic, Chris Simon, Craig Wolanin, Stephane Yelle, Scott Young



## 2001 STANLEY CUP CHAMPIONS

### 2001 COLORADO AVALANCHE

#### NAMES APPEARING ON THE STANLEY CUP:

E. Stanley Kroenke, Pierre Lacroix, Bob Hartley,  
Jacques Cloutier, Bryan Trotter, Paul Fixter,  
Francis Giguere, Brian MacDonald, Michel  
Goulet, Jean Martineau, Pat Kerns, Matthew  
Sokolowski, Wayne Fleming, Mark Miller, Dave  
Randolph, Paul Goldberg, Gregorio Pradera,  
Brad Smith, Jim Hammett, Garth Joy, Steve  
Lyons, Joni Lehto, Orval Tessier, Charlotte  
Grahame

David Aebischer, Rob Blake, Raymond Bourque,  
Greg de Vries, Chris Dingman, Chris Drury,  
Adam Foote, Peter Forsberg, Milan Hejduk, Dan  
Hirode, Jon Klemm, Eric Messier, Bryan Muir,  
Ville Nieminen, Scott Parker, Sijon Poodan, Nolan  
Pratt, David Reid, Steven Reinprecht, Patrick  
Roy, Joe Sakic, Martin Skoula, Alex Tanguay,  
Stephane Yelle



# ALL-TIME PLAYOFF RECORD

TEAM	SERIES	W	L	GP	W	L	GF	GA	LAST MTG.	ROUND	RESULT
ANAHEIM	1	0	1	4	0	4	4	16	2006	CSF	L, 0-4
BOSTON	2	1	1	11	5	6	36	37	1983	DSF	L, 1-3
BUFFALO	2	2	0	8	6	2	35	27	1985	DSF	W, 3-2
CHICAGO	2	2	0	12	8	4	49	28	1997	COF	W, 4-2
DALLAS	4	2	2	24	14	10	66	62	2006	COF	W, 4-1
DETROIT	6	3	3	34	17	17	88	97	2008	CSF	L, 0-4
EDMONTON	2	1	1	12	7	5	35	30	1998	COF	L, 3-4
FLORIDA	1	1	0	4	4	0	15	4	1996	F	W, 4-0
HARTFORD	2	1	1	9	4	5	34	35	1987	DSF	W, 4-2
LOS ANGELES	2	2	0	14	8	6	33	23	2002	COF	W, 4-3
MINNESOTA	3	1	2	20	10	10	54	50	2014	FR	L, 3-4
MONTREAL	5	2	3	31	14	17	85	105	1993	DSF	L, 2-4
NASHVILLE	1	0	1	6	2	4	15	22	2018	FR	L, 2-4
NEW JERSEY	1	1	0	7	4	3	19	11	2001	F	W, 4-3
NY ISLANDERS	1	0	1	4	0	4	9	18	1982	ECF	L, 0-4
NY RANGERS	1	0	1	6	2	4	19	25	1995	COF	L, 2-4
PHILADELPHIA	2	0	2	11	4	7	29	39	1985	ECF	L, 2-4
PHOENIX	1	1	0	5	4	1	17	10	2000	COF	W, 4-1
ST. LOUIS	1	1	0	5	4	1	17	11	2001	CF	W, 4-1
SAN JOSE	4	2	2	25	12	13	62	71	2010	COF	L, 2-4
VANCOUVER	2	2	0	10	8	2	40	26	2001	COF	W, 4-0
<b>TOTALS</b>	<b>46</b>	<b>25</b>	<b>21</b>	<b>262</b>	<b>137</b>	<b>125</b>	<b>761</b>	<b>747</b>			

## PLAYOFF SERIES RESULTS VS. OPPONENTS

### ANAHEIM

2006 - CSF - Anaheim won series 4-0, outscoring Colorado 16-4

### BOSTON

1982 - DF - Quebec won series 4-3, outscoring Boston 28-26

1983 - DSF - Boston won series 3-1, outscoring Quebec 11-8

### BUFFALO

1984 - DSF - Quebec won series 3-0, outscoring Buffalo 13-5

1985 - DSF - Quebec won series 3-2, each team scoring 22 goals

### CHICAGO

1996 - CSF - Colorado won series 4-2, outscoring Chicago 21-14

1997 - COF - Colorado won series 4-2, outscoring Chicago 28-14

### DALLAS

1999 - WCF - Dallas won series 4-3, outscoring Colorado 23-16

2000 - WCF - Dallas won series 4-3, outscoring Colorado 14-13

2004 - COF - Colorado won series 4-1, outscoring Dallas 19-10

2006 - COF - Colorado won series 4-1, outscoring Dallas 18-15

### DETROIT

1996 - WCF - Colorado won series 4-2, outscoring Detroit 20-16

1997 - WCF - Detroit won series 4-2, outscoring Colorado 16-12

1999 - CSF - Colorado won series 4-2, outscoring Detroit 21-14

2000 - CSF - Colorado won series 4-1, outscoring Detroit 13-8

2002 - WCF - Detroit won series 4-3, outscoring Colorado 22-13

2008 - CSF - Detroit won series 4-0, outscoring Colorado 21-9

### EDMONTON

1997 - CSF - Colorado won series 4-1, outscoring Edmonton 19-11

1998 - COF - Edmonton won series 4-3, outscoring Colorado 16-19

### FLORIDA

1996 - F - Colorado won series 4-0, outscoring Florida 15-4

### HARTFORD

1986 - DSF - Hartford won series 3-0, outscoring Quebec 16-7

1987 - DSF - Quebec won series 4-2, outscoring Hartford 27-19

### LOS ANGELES

2001 - CSF - Colorado won series 4-3, outscoring Los Angeles 17-10

2002 - COF - Colorado won series 4-3, outscoring Los Angeles 16-13

### MINNESOTA WILD

2003 - COF - Minnesota won series 4-3, outscored by Colorado 17-16

2008 - WCF - Colorado won series 4-2, outscoring Minnesota 17-12

2014 - FR - Minnesota won series 4-3, outscoring Colorado 22-20

### MONTREAL

1982 - DSF - Quebec won series 3-2, Montreal outscoring Quebec 16-11

1984 - DF - Montreal won series 4-2, outscoring Quebec 20-13

1985 - DF - Quebec won series 4-3, each team scoring 24 goals

1987 - DF - Montreal won series 4-3, outscoring Quebec 26-21

1993 - DSF - Montreal won series 4-2, outscoring Quebec 19-16

### NASHVILLE

2018 - FR - Nashville won series 4-2, outscoring Colorado 22-15

### NEW JERSEY

2001 - F - Colorado won series 4-3, outscoring New Jersey 19-11

### NEW YORK ISLANDERS

1982 - ECF - NY Islanders won series 4-0, outscoring Quebec 18-9

### NEW YORK RANGERS

1995 - COF - NY Rangers won series 4-2, outscoring Quebec 25-19

### PHILADELPHIA

1981 - PR - Philadelphia won series 2-3, outscoring Quebec 22-17

1985 - ECF - Philadelphia won series 4-2, outscoring Quebec 17-12

### PHOENIX

2000 - COF - Colorado won series 4-1, outscoring Phoenix 17-10

### ST. LOUIS

2001 - CF - Colorado won series 4-1, outscoring St. Louis 17-11

### SAN JOSE

1999 - COF - Colorado won series 4-2, outscoring San Jose 19-17

2002 - CSF - Colorado won series 4-3, outscoring San Jose 25-21

2004 - CSF - San Jose won series 4-2, outscoring Colorado 14-7

2010 - COF - San Jose won series 4-2, outscoring Colorado 19-11

### VANCOUVER

1996 - COF - Colorado won series 4-2, outscoring Vancouver 24-17

2001 - COF - Colorado won series 4-0, outscoring Vancouver 16-9

FR - First Round

PR - Preliminary Round

DSF - Division Semifinals

DF - Division Finals

COF - Conference Quarterfinal

CSF - Conference Semifinal

ECF - Eastern Conference Final

WCF - Western Conference Final

F - Stanley Cup Final

# FRANCHISE PLAYOFF RECORDS

## TEAM RECORDS

### STANLEY CUP CHAMPIONSHIPS

2 1996, 2001

### APPEARED IN FINALS

2 1996, 2001

### CONFERENCE FINALS

8 '82, '85, '86, '97, '99, '00, '01, '02

### APPEARED IN PLAYOFFS

23 (last: 2018)

### TOTAL GAMES PLAYED

262

### TOTAL GAMES WON

137

### TOTAL GAMES LOST

125

### MOST WINS, PLAYOFF YEAR

16 2001  
1996

### FEWEST WINS, PLAYOFF YEAR

0 1986 (0-3)

### FEWEST WINS, SERIES

0 2008 vs. Detroit  
2006 vs. Anaheim  
1986 vs. Hartford  
1982 vs. NY Islanders

### LARGEST MARGIN OF VICTORY, GAME

7 April 24, 1997 vs. Chicago (7-0)  
June 6, 1996 vs. Florida (8-1)

### LARGEST MARGIN OF DEFEAT GAME

7 May 31, 2002 at Detroit (0-7)

### MOST LOSSES, PLAYOFF YEAR

10 2002 (11-10)

### FEWEST LOSSES, PLAYOFF YEAR

3 1981 (2-3), 1983 (1-3)

### FEWEST LOSSES, SERIES

0 2001 vs. Vancouver  
1996 vs. Florida  
1984 vs. Buffalo

### MOST GAMES PLAYED

23 2001

### MOST GAMES PLAYED, SERIES

7 2014 vs. Minnesota  
2003 vs. Minnesota  
2002 vs. Detroit  
2002 vs. San Jose  
2002 vs. Los Angeles  
2001 vs. New Jersey  
2001 vs. Los Angeles  
2000 vs. Dallas  
1999 vs. Dallas  
1998 vs. Edmonton  
1987 vs. Montreal  
1985 vs. Montreal  
1982 vs. Boston

### FEWEST GAMES PLAYED

3 1986

### FEWEST GAMES PLAYED, SERIES

3 1986 vs. Hartford  
1984 vs. Buffalo

## TEAM RECORDS (cont.)

### MOST OVERTIME GAMES

7 1996

### MOST OVERTIME GAMES, SERIES

4 2014 vs. Minnesota  
1996 vs. Chicago

### MOST OVERTIME WINS - SERIES

3 2006 vs. Dallas  
1985 vs. Montreal

### SHORTEST PLAYOFF OVERTIME GAME

0:22 April 13, 1982 vs. Montreal

### LONGEST PLAYOFF OVERTIME GAME

44:33 May 8, 1996 vs. Chicago

## SCORING

### MOST GOALS, PLAYOFF YEAR

80 1996

### MOST GOALS, SERIES

28 1997 vs. Chicago (6 games)  
1982 vs. Boston (7 games)

### MOST GOALS, GAME

8 May 4, 2002 vs. San Jose (8-2)  
June 6, 1996 vs. Florida (8-1)

### MOST GOALS, PERIOD

5 April 19, 1982 vs. Boston (2nd)

### MOST GOALS AGAINST, YEAR

63 1985

### MOST GOALS AGAINST, SERIES

26 1987 vs. Montreal (7 games)  
1982 vs. Boston (7 games)

### MOST GOALS AGAINST, GAME

9 April 12, 1986 at Hartford (4-9)

### MOST GOALS AGAINST, PERIOD

5 2x (last: April 20, 1984 at Mtl)

### MOST GOALS BOTH TEAMS, SERIES

54 1982 vs. Boston (28-26)

### MOST GOALS BOTH TEAMS, GAME

13 3x (last: April 12, 1986  
at Hartford, 4-9)

### MOST GOALS BOTH TEAMS, PERIOD

7 2x (last: April 20, 1985 - 3rd)

### FEWEST GOALS, PLAYOFF YEAR

7 1983 (4 games)

### FEWEST GOALS, SERIES

4 2006 vs. Anaheim

### FEWEST GOALS, GAME

0 18x (last: April 22, 2018 vs. Nsh)

### FEWEST GOALS AGAINST

11 1983 (4 games)

### FEWEST GOALS AGAINST, SERIES

4 1996 vs. Florida (4 games)

### FEWEST GOALS AGAINST, GAME

0 21x (last: April 18, 2010 vs. SJS)

### MOST POWER PLAY GOALS

24 1996

## SCORING (cont.)

### MOST POWER-PLAY GOALS, SERIES

12 1987 vs. Hartford (6 games)  
1997 vs. Chicago (6 games)

### MOST POWER-PLAY GOALS, GAME

5 April 24, 1997 vs. Chicago  
April 14, 1987 vs. Hartford

### MOST PPG AGAINST

19 1999

### MOST PPG AGAINST, SERIES

8 1985 vs. Montreal (7 games),  
1985 vs. Philadelphia (6 games)

### MOST PPG AGAINST, GAME

4 April 12, 1986 at Hartford

### MOST SHORT-HANDED GOALS

2 8x (last: 2014 - 7 games)

### MOST SHORT-HANDED GOALS, SERIES

2 6x (last: 2014 vs. Minnesota)

### MOST SHORT-HANDED GOALS, GAME

2 April 28, 1993 at Montreal

### MOST SHG AGAINST

4 2008, 1997

### MOST SHG AGAINST, SERIES

3 1982 vs. Montreal (5 games)

### MOST SHG AGAINST, GAME

2 2x (last: 1999 vs. San Jose)

## SHOTS

### MOST SHOTS

665 1996

### MOST SHOTS, SERIES

218 1997 CQF vs. Chicago

### MOST SHOTS, GAME

57 May 8, 1996 vs. Chicago

### MOST SHOTS, PERIOD

21 May 21, 2000 vs. Dallas (2nd)

### MOST SHOTS, AGAINST

657 1999

### MOST SHOTS AGAINST, SERIES

245 2010 CQF vs. San Jose (6 games)

### MOST SHOTS AGAINST, GAME

63 June 10, 1996 at Florida

### MOST SHOTS AGAINST, PERIOD

22 April 21, 2014 at Minnesota (1st)  
April 26, 2008 at Detroit (2nd)

### MOST SHOTS, BOTH TEAMS, GAME

119 June 10, 1996 at Florida (56-63)

### FEWEST SHOTS

106 1983 (4 games)

### FEWEST SHOTS, SERIES

73 1984 DSF vs. Buffalo (3 games)

# FRANCHISE PLAYOFF RECORDS

## SHOTS (cont.)

### FEWEST SHOTS, GAME

12 April 24, 2014 at Minnesota  
June 2, 2001 at New Jersey

### FEWEST SHOTS, PERIOD

1 2x (last: May 24, 1999  
at Dallas - 3rd)

### FEWEST SHOTS AGAINST, SERIES

83 1984 DSF vs Buffalo (3 games)

### FEWEST SHOTS AGAINST, GAME

15 3x (last: May 21, 2000 vs. Dallas)

### FEWEST SHOTS AGAINST, PERIOD

1 April 22, 2002 at Los Angeles (3rd)

## PENALTY MINUTES

### MOST PENALTY MINUTES

535 1985

### MOST PENALTY MINUTES, SERIES

294 1987 DSF vs Hartford (6 games)

### MOST PENALTY MINUTES, GAME

134 April 20, 1984 vs Montreal

### MOST PIM AGAINST

561 1985

### MOST PIM AGAINST, SERIES

317 1987 DSF vs Hartford (6 games)

### MOST PIM AGAINST, GAME

123 2x (last: April 20, 1984 vs. Montreal)

## PENALTY MINUTES (cont.)

### MOST PIM BOTH TEAMS, SERIES

611 1987 (294-317, 6 games)

### MOST PIM BOTH TEAMS, GAME

257 April 20, 1984 vs Montreal (134-123)

## SHUTOUTS

### MOST SHUTOUTS, PLAYOFF YEAR

4 2001 (23 games)

### MOST SHUTOUTS, SERIES

2 2002 vs Los Angeles (7 games)  
2001 vs. Los Angeles (7 games)  
2001 vs. New Jersey (7 games)  
1997 vs Chicago (6 games)

## "PLAYOFF TRENDS

**46 playoff series in franchise history, 25-21 series record**  
**31 playoff series since moving to Denver, 19-12 series record**

**40 best-of-seven playoff series in franchise history, 22-18 record**  
**31 best-of-seven playoff series since moving to Denver, 19-12 series record**

When winning the first game of a playoff series.....	18-10 (15-5 as Avalanche)
When losing the first game of a playoff series .....	7-11 (4-7 as Avalanche)
When winning the first game of a playoff series (best-of-seven only) .....	16-10 (15-5 as Avalanche)
When losing the first game of a playoff series (best-of-seven only).....	6-8 (4-7 as Avalanche)
When winning the first two games of a playoff series.....	14-3 (12-1 as Avalanche)
When losing the first two games of a playoff series .....	3-8 (1-4 as Avalanche)
When splitting the first two games of a playoff series .....	8-10 (6-7 as Avalanche)
When winning the first two games of a playoff series (best-of-seven only) .....	12-3 (12-1 as Avalanche)
When losing the first two games of a playoff series (best-of-seven only) .....	3-5 (1-4 as Avalanche)
When splitting the first two games of a playoff series (best-of-seven only) .....	7-10 (6-7 as Avalanche)
When winning the first three games of a playoff series .....	5-0 (4-0 as Avalanche)
When losing the first three games of a playoff series .....	0-5 (0-3 as Avalanche)
When winning two of the first three games of a playoff series .....	14-7 (11-5 as Avalanche)
When losing two of the first three games of a playoff series.....	6-9 (4-4 as Avalanche)
When winning the first three games of a playoff series (best-of-seven only) .....	4-0 (4-0 as Avalanche)
When losing the first three games of a playoff series (best-of-seven only) .....	0-4 (0-3 as Avalanche)
When winning two of the first three games of a playoff series (best-of-seven only).....	12-7 (11-5 as Avalanche)
When losing two of the first three games of a playoff series (best-of-seven only) .....	6-7 (4-4 as Avalanche)
When splitting the first four games of a playoff series .....	13-10 (8-5 as Avalanche)
When splitting the first four games of a playoff series (best-of-seven only).....	11-9 (8-5 as Avalanche)
Final Game of a Series (Game 5 or Game 7) .....	8-8 (4-6 as Avalanche)
Game 7 .....	6-7 (4-6 as Avalanche)

## PLAYOFF OVERTIME

The Avalanche/Nordiques are 37-29 all-time in playoff overtime, including a 27-20 record since moving to Denver.

# INDIVIDUAL FRANCHISE PLAYOFF RECORDS

## POINTS

### **MOST POINTS, CAREER**

188 Joe Sakic

### **MOST POINTS, PLAYOFF YEAR**

34 Joe Sakic, 1996

### **MOST POINTS, SERIES**

12 Peter Forsberg, 2002 vs SJ (7 gm)  
Peter Stastny, 1982 vs Bos (7 gm)  
Joe Sakic 1997 CQF vs. Chi (6 gm)  
Joe Sakic 1999 CQF vs. SJ (6 gm)

### **MOST POINTS, GAME**

5 Peter Forsberg, April 24, 1998  
vs. Edmonton (2g/3a)  
Risto Siltanen, April 14, 1987  
at Hartford (5a)

## GOALS

### **MOST GOALS, CAREER**

84 Joe Sakic

### **MOST GOALS, PLAYOFF YEAR**

18 Joe Sakic, 1996

### **MOST GOALS, SERIES**

7 J. Sakic, 1996 CQF vs. Van (6 gm)  
R. Cloutier, 1982 DF vs. Bos (7 gm)

### **MOST GOALS, GAME**

3 9x (last: Valeri Kamensky,  
April 24, 1997 vs Chicago)

### **MOST GOALS - PERIOD**

3 Peter Forsberg, June 6, 1996 vs. Fla

### **MOST POWER-PLAY GOALS, CAREER**

27 Joe Sakic

### **MOST PPG, PLAYOFF YEAR**

7 Michel Goulet, 1985

### **MOST POWER-PLAY GOALS, SERIES**

4 V. Kamensky, 1997 CQF vs. Chi

### **MOST POWER-PLAY GOALS, GAME**

3 V. Kamensky, April 24, 1997 vs. Chi

### **MOST GAME-WINNING GOALS, CAREER**

19 Joe Sakic

### **MOST GWG, PLAYOFF YEAR**

6 Joe Sakic, 1996

### **MOST GAME-WINNING GOALS, SERIES**

3 Peter Forsberg, 2002 CSF vs. SJ  
Peter Forsberg, 2000 CSF vs. Det

### **MOST OVERTIME GOALS, CAREER**

8 Joe Sakic

### **MOST OVERTIME GOALS, PLAYOFF YEAR**

2 Joe Sakic, 2004  
Peter Forsberg, 2002  
Milan Hejduk, 1999  
Joe Sakic, 1996  
Peter Stastny, 1985

### **MOST OVERTIME GOALS, SERIES**

2 Joe Sakic, 2004 vs. SJ  
Milan Hejduk, 1999 vs. SJ

## ASSISTS

### **MOST ASSISTS, CAREER**

104 Joe Sakic

### **MOST ASSISTS, PLAYOFF YEAR**

19 Peter Stastny, 1985

### **MOST ASSISTS, SERIES**

10 Peter Stastny, 1985 DSF vs.  
Buffalo (5 games)

### **MOST ASSISTS, GAME**

5 Risto Siltanen, April 14, 1987 at Hart.

## SHOTS

### **MOST SHOTS-ON-GOAL, YEAR**

98 Joe Sakic, 1996

### **MOST SHOTS-ON-GOAL, SERIES**

34 Joe Sakic, 1996 CQF vs Van

### **MOST SHOTS-ON-GOAL, GAME**

11 C. Lemieux, May 9, 1997 at Edm  
C. Lemieux, May 8, 1996 at Chi

## PENALTY MINUTES

### **MOST PENALTY MINUTES, CAREER**

357 Dale Hunter

### **MOST PENALTY MINUTES, YEAR**

99 Basil McCrae, 1987

### **MOST PENALTY MINUTES, SERIES**

50 B. McCrae, 1987 vs. Hart. (6 gm)

### **MOST PENALTY MINUTES, GAME**

31 Kim Clackson, April 8, 1981 at Phi

## HAT TRICKS

### **MOST HAT TRICKS, PLAYOFF YEAR**

3 1987 (P. Stastny, M. Goulet,  
J. Ogrodnick)

### **MOST HAT TRICKS, SERIES**

3 1987 DSF vs Hartford  
(P. Stastny, M. Goulet, J. Ogrodnick)

### **MOST HAT TRICKS, GAME**

1 9x (last: Valeri Kamensky,  
April 24, 1997 vs. Chicago)

## FASTEST GOALS

### **FASTEST GOAL FROM START OF GAME**

0:29 W. Palement, April 16, 1982 at Bos

### **FASTEST GOAL BY OPPONENT, START OF GAME**

0:07 Terry Murray, April 12, 1981 vs. Phi

### **FASTEST GOAL FROM START OF PERIOD**

0:22 Dale Hunter, April 13, 1982 at Mtl

### **FASTEST GOAL BY OPPONENT FROM START OF PERIOD**

0:07 Terry Murray, April 12, 1981 vs. Phi

### **FASTEST TWO GOALS, ONE PLAYER**

1:12 Dale Hunter, April 10, 1982 vs Mtl

### **FASTEST TWO GOALS BY OPPONENT**

1:04 J. Lehtinen, April 24, 2006 at Dal

### **FASTEST THREE GOALS, ONE PLAYER**

10:54 Peter Forsberg, June 6, 1996 vs Fla

### **FASTEST THREE GOALS BY OPPONENT**

12:37 D. Andreychuk, April 14, 1985 at Buf

## SHUTOUTS

### **MOST SHUTOUTS, CAREER**

18 Patrick Roy

### **MOST SHUTOUTS, PLAYOFF YEAR**

4 Patrick Roy, 2001

### **MOST SHUTOUTS, SERIES**

2 Patrick Roy, 2002 CSF vs. SJ (7 gm)  
Patrick Roy, 2001 F vs. NJ (7 gm)  
Patrick Roy, 2001 CSF vs. LA (7 gm)  
Patrick Roy, 2000 CF vs. Dal (7 gm)  
Patrick Roy, 1997 CQF vs Chi (6 gm)

## SAVES

### **MOST SAVES, PLAYOFF YEAR**

598 Patrick Roy, 1999  
Patrick Roy, 1996

### **MOST SAVES, SERIES**

223 Craig Anderson, 2010 CQF vs. SJS

### **MOST SAVES, GAME**

63 Patrick Roy, June 10, 1996 at Fla

### **MOST SAVES, GAME (REGULATION ONLY)**

44 Patrick Roy, May 11, 1999 at Det

### **MOST SAVES, PERIOD**

22 Semyon Varlamov, April 21, 2014  
at Minnesota (1st)

# FRANCHISE PLAYOFF LEADERS

## GAMES PLAYED

Joe Sakic	172
Adam Foote	170
Peter Forsberg	140
Stephane Yelle	117
Milan Hejduk	112
Jon Klemm	94
Adam Deadmarsh	88
Dale Hunter	86
Alex Tanguay	83
Sandis Ozolinsh	82

## GOALS

Joe Sakic	84
Peter Forsberg	58
Michel Goulet	34
Milan Hejduk	34
Chris Drury	26
Valeri Kamensky	25
Claude Lemieux	24
Peter Stastny	24
Adam Deadmarsh	22
Anton Stastny	20

## ASSISTS

Joe Sakic	104
Peter Forsberg	101
Peter Stastny	57
Sandis Ozolinsh	47
Milan Hejduk	42
Adam Foote	35
Valeri Kamensky	35
Adam Deadmarsh	34
Anton Stastny	32
Alex Tanguay	32

## POINTS

Joe Sakic	188
Peter Forsberg	159
Peter Stastny	81
Milan Hejduk	76
Sandis Ozolinsh	65
Michel Goulet	64
Valeri Kamensky	60
Adam Deadmarsh	56
Claude Lemieux	55
Anton Stastny	52

## PENALTY MINUTES

Dale Hunter	357
Adam Foote	298
Paul Gillis	154
Peter Forsberg	145
Randy Moller	140
Basil McCrae	133
Claude Lemieux	121
Wilf Paiement	114
Michel Goulet	98

## POWER-PLAY GOALS

Joe Sakic	27
Peter Forsberg	15
Michel Goulet	14
Milan Hejduk	14
Peter Stastny	11
Valeri Kamensky	10
Sandis Ozolinsh	10
Claude Lemieux	9
Adam Deadmarsh	7
Anton Stastny	7

## SHORT-HANDED GOALS

Joe Sakic	4
Brent Ashton	2
Peter Forsberg	2
Michel Goulet	2
Andre Savard	2
Dale Hunter	2

## GAME-WINNING GOALS

Joe Sakic	19
Peter Forsberg	12
Chris Drury	11
Alex Tanguay	6
Milan Hejduk	5
Dale Hunter	5
Valeri Kamensky	5
Claude Lemieux	5
Sandis Ozolinsh	4
Peter Stastny	4

## OVERTIME GOALS

Joe Sakic	8
Chris Drury	3
Peter Forsberg	3
Dale Hunter	3
Peter Stastny	3
Milan Hejduk	2

## APPEARANCES

Patrick Roy	133
Dan Bouchard	30
Mario Gosselin	29
Jose Theodore	19
David Aebischer	13
Semyon Varlamov	7
Craig Anderson	6
Stephane Fiset	6
Ron Hextall	6
Clint Malarchuk	6

## WINS

Patrick Roy	81
Mario Gosselin	16
Dan Bouchard	12
Jose Theodore	8
David Aebischer	6
John Garrett	3
Semyon Varlamov	3
Craig Anderson	2
Ron Hextall	2

## MINUTES

Patrick Roy	8245
Dan Bouchard	1808
Mario Gosselin	1753
Jose Theodore	1087
David Aebischer	697
Semyon Varlamov	432
Ron Hextall	372
Craig Anderson	366
John Garrett	323
Clint Malarchuk	283

## SHUTOUTS

Patrick Roy	18
David Aebischer	1
Craig Anderson	1
Dan Bouchard	1

## GOALS-AGAINST AVERAGE

### Minimum 10 Games

David Aebischer	2.07
Patrick Roy	2.18
Jose Theodore	3.09
Mario Gosselin	3.29
Dan Bouchard	3.32

## SAVE PERCENTAGE

### Minimum 10 Games

Patrick Roy	.922
David Aebischer	.922
Jose Theodore	.904
Mario Gosselin	.881



# SINGLE SEASON PLAYOFF LEADERS

## GAMES PLAYED

23	Rob Blake	2001
23	Greg deVries	2001
23	Chris Drury	2001
23	Adam Foote	2001
23	Milan Hejduk	2001
23	Dan Hinote	2001
23	Eric Messier	2001
23	Ville Nieminen	2001
23	Shjon Podein	2001
23	Martin Skoula	2001
23	Alex Tanguay	2001
23	Stephane Yelle	2001

## GOALS

18	Joe Sakic	1996
13	Joe Sakic	2001
13	Claude Lemieux	1997
11	Chris Drury	2001
11	Michel Goulet	1985
10	Peter Forsberg	1996
10	Valeri Kamensky	1996
9	Peter Forsberg	2002
9	Joe Sakic	2002
9	Michel Goulet	1987
9	John Orodnick	1987

## ASSISTS

19	Peter Stastny	1985
18	Peter Forsberg	2002
17	Joe Sakic	1997
16	Milan Hejduk	2001
16	Peter Forsberg	1999
16	Joe Sakic	1996
15	Alex Tanguay	2001
14	Valeri Kamensky	1997
14	Sandis Ozolinsh	1996
14	Marian Stastny	1982

## POINTS

34	Joe Sakic	1996
27	Peter Forsberg	2002
26	Joe Sakic	2001
25	Joe Sakic	1997
24	Peter Forsberg	1999
23	Milan Hejduk	2001
23	Claude Lemieux	1997
23	Peter Stastny	1985
22	Valeri Kamensky	1997
22	Valeri Kamensky	1996

## PENALTY MINUTES

99	Basil McRae	1987
97	Dale Hunter	1985
73	Paul Gillis	1985
65	Paul Gillis	1987
62	Adam Foote	1997
58	Wilf Palement	1985
56	Dale Hunter	1987
55	Claude Lemieux	1996
53	Gord Donnelly	1987
52	Dale Hunter	1982

## POWER-PLAY GOALS

7	Michel Goulet	1985
6	Joe Sakic	1996
5	Valeri Kamensky	1997
5	Joe Sakic	2001
4	S. Konowalchuk	2004
4	Joe Sakic	2002
4	Milan Hejduk	2001
4	Claude Lemieux	1997
4	Michel Goulet	1987
4	Peter Stastny	1982

## SHORT-HANDED GOALS

2	Andre Savard	1984
2	Michel Goulet	1982
1	(18) Players Tied	

## GAME-WINNING GOALS

6	Joe Sakic	1996
4	Peter Forsberg	2002
4	Peter Forsberg	2000
4	Chris Drury	1999
4	Claude Lemieux	1997
3	(3) Players Tied	

## OVERTIME GOALS

2	Joe Sakic	2004
2	Peter Forsberg	2002
2	Milan Hejduk	1999
2	Joe Sakic	1996
2	Peter Stastny	1985

## POINTS BY ROOKIE

17	Marian Stastny	1982
12	Milan Hejduk	1999
10	Nathan MacKinnon	2014
10	Ville Nieminen	2001
10	Peter Stastny	1981
8	Chris Drury	1999
7	Mark Kumpel	1985
7	Anton Stastny	1981

## APPEARANCES

23	Patrick Roy	2001
22	Patrick Roy	1996
21	Patrick Roy	2002
19	Patrick Roy	1999
17	Patrick Roy	2000
17	Patrick Roy	1997
17	Mario Gosselin	1985
11	David Aebischer	2004
11	Mario Gosselin	1987
11	Dan Bouchard	1982

## WINS

16	Patrick Roy	2001
16	Patrick Roy	1996
11	Patrick Roy	2002
11	Patrick Roy	2000
11	Patrick Roy	1999
10	Patrick Roy	1997
9	Mario Gosselin	1985
7	Mario Gosselin	1987
6	David Aebischer	2004
5	Dan Bouchard	1984

## MINUTES

1454	Patrick Roy	1996
1451	Patrick Roy	2001
1241	Patrick Roy	2002
1173	Patrick Roy	1999
1059	Mario Gosselin	1985
1039	Patrick Roy	2000
1034	Patrick Roy	1997
677	Dan Bouchard	1982
662	David Aebischer	2004
654	Mario Gosselin	1987

## SHUTOUTS

4	Patrick Roy	2001
3	Patrick Roy	2002
3	Patrick Roy	2000
3	Patrick Roy	1997
3	Patrick Roy	1996
1	Craig Anderson	2010
1	David Aebischer	2004
1	Patrick Roy	2003
1	Patrick Roy	1999
1	Dan Bouchard	1981

## GOALS-AGAINST AVERAGE

### Minimum 2 series or 10 Games

1.70	Patrick Roy	2001
1.79	Patrick Roy	2000
2.08	David Aebischer	2004
2.10	Patrick Roy	1996
2.21	Patrick Roy	1997
2.51	Patrick Roy	2002
2.66	Patrick Roy	1999
3.04	Jose Theodore	2006
3.06	Mario Gosselin	1985
3.15	Jose Theodore	2008

## SAVE PERCENTAGE

### Minimum 2 series or 10 Games

.934	Patrick Roy	2001
.932	Patrick Roy	1997
.928	Patrick Roy	2000
.922	David Aebischer	2004
.921	Patrick Roy	1996
.920	Patrick Roy	1999
.909	Patrick Roy	2002
.906	Jose Theodore	2008
.902	Jose Theodore	2006

# ALL-TIME PLAYOFF SCORING LEADERS

	PLAYER	GP	G	A	PTS	PIM	PP	SH	GW	OT
1	Joe Sakic	172	84	104	188	78	27	4	19	8
2	Peter Forsberg	140	58	101	159	145	15	2	12	3
3	Peter Stastny	64	24	57	81	96	11	1	4	3
4	Milan Hejduk	112	34	42	76	28	14	0	5	2
5	Sandis Ozolinsh	82	18	47	65	96	10	0	4	1
6	Michel Goulet	66	34	30	64	98	14	2	3	0
7	Valeri Kamensky	64	25	35	60	72	10	0	5	0
8	Adam Deadmarsh	88	22	34	56	94	7	0	2	0
9	Claude Lemieux	62	24	31	55	121	9	0	5	1
10	Anton Stastny	66	20	32	52	31	7	0	1	0
11	Chris Drury	80	26	24	50	22	4	0	11	3
	Alex Tanguay	83	18	32	50	28	6	0	6	1
13	Dale Hunter	86	17	29	46	357	2	2	5	3
14	Rob Blake	68	16	27	43	54	6	0	1	0
15	Adam Foote	170	7	35	42	298	2	0	1	0
16	Mike Ricci	51	9	24	33	51	3	0	2	0
17	Scott Young	51	14	18	32	26	2	1	2	1
18	Alain Cote	67	9	15	24	44	0	0	1	0
19	Wilf Paiement	45	13	10	23	114	1	0	1	1
20	Marian Stastny	29	5	17	22	7	1	0	1	0
	Stephane Yelle	117	5	17	22	56	1	1	1	1
22	Steven Reinprecht	50	10	10	20	10	0	0	2	0
23	Raymond Bourque	34	5	14	19	20	3	0	1	0
	Uwe Krupp	34	4	15	19	37	1	0	2	1
25	Paul Stastny	22	8	10	18	14	2	1	2	1
	Greg de Vries	75	6	12	18	48	0	0	1	0
27	Andrew Brunette	19	8	9	17	10	4	0	1	1
	Theoren Fleury	18	5	12	17	20	2	0	0	0
	Mario Marois	45	2	15	17	68	0	0	0	0
	Jean-Francois Sauve	29	7	10	17	10	4	0	1	0
31	Paul Gillis	35	3	13	16	154	0	0	0	0
	<b>Nathan MacKinnon</b>	<b>13</b>	<b>5</b>	<b>11</b>	<b>16</b>	<b>8</b>	<b>0</b>	<b>0</b>	<b>2</b>	<b>1</b>
33	Dan Hinote	69	6	9	15	63	0	1	0	0
34	Alexei Gusarov	55	0	14	14	34	0	0	0	0
	Mike Keane	63	7	7	14	50	0	0	2	1
	Robert Picard	16	2	12	14	12	1	0	0	0
	Martin Skoula	68	1	13	14	18	0	0	0	0
38	Brent Ashton	21	8	5	13	22	1	2	1	0
	John Ogradnick	13	9	4	13	6	3	0	2	0
40	Real Cloutier	23	7	5	12	20	1	0	1	0
	Jon Klemm	94	6	6	12	41	1	0	1	0
	Shjon Podein	59	8	4	12	34	0	0	2	0
43	<b>Gabriel Landeskog</b>	<b>13</b>	<b>7</b>	<b>4</b>	<b>11</b>	<b>16</b>	<b>2</b>	<b>0</b>	<b>1</b>	<b>0</b>
	John-Michael Liles	36	4	7	11	16	3	0	0	0
	Brad Maxwell	18	2	9	11	35	1	0	0	0
	Aaron Miller	60	3	8	11	34	0	0	0	0
	Randy Moller	48	5	6	11	138	2	0	1	0
	Risto Siltanen	16	1	10	11	10	1	0	0	0
49	Rene Corbet	29	5	5	10	31	1	0	1	0
	Ville Nieminen	23	4	6	10	20	3	0	1	0
51	Alain Lemieux	15	4	5	9	0	4	0	0	0
	Normand Rochefort	59	5	4	9	56	0	0	2	0
	Wojtek Wolski	15	3	6	9	4	1	0	1	0
54	Mark Kumpel	20	4	4	8	4	0	0	1	1
	Sylvain Lefebvre	71	0	8	8	55	0	0	0	0
	Eric Messier	72	3	5	8	22	0	0	0	0
	Dave Reid	35	1	7	8	6	0	0	0	0
58	Ryan O'Reilly	13	3	4	7	2	0	0	1	1
	Dave Pichette	19	2	5	7	36	1	0	1	0
	Jacques Richard	19	3	4	7	25	1	0	0	0
	Patrick Roy (G)	133	0	7	7	20	0	0	0	0
	Marek Svatos	14	2	5	7	4	0	0	1	1
	Marc Tardif	22	2	5	7	20	0	0	0	0
64	<b>Tyson Barrie</b>	<b>9</b>	<b>0</b>	<b>6</b>	<b>6</b>	<b>2</b>	<b>0</b>	<b>0</b>	<b>0</b>	<b>0</b>
	Bob Bassen	5	2	4	6	0	0	0	0	0
	Jeff Brown	14	3	3	6	2	2	0	0	0
	Matt Duchene	8	0	6	6	2	0	0	0	0
	Riku Hahl	34	2	4	6	4	0	0	0	0
	Keith Jones	13	3	3	6	17	1	0	0	0
	Jason Lafreniere	12	1	5	6	2	1	0	0	0
	Lane Lambert	13	2	4	6	30	0	0	0	0
	Claude Lapointe	11	2	4	6	16	0	0	0	0
	Curtis Leschyshyn	26	2	4	6	18	1	0	0	0
	Owen Nolan	11	3	3	6	8	0	0	0	0
	Pat Price	33	1	5	6	79	0	0	0	0

# ALL-TIME PLAYOFF SCORING LEADERS

	PLAYER	GP	G	A	PTS	PIM	PP	SH	GW	OT	
76	Dave Andreychuk	17	3	2	5	18	2	0	0	0	
	Tyler Arnason	10	2	3	5	2	1	0	0	0	
	Jim Dowd	9	2	3	5	20	0	1	0	0	
	Steve Duchesne	6	0	5	5	6	0	0	0	0	
	Eric Lacroix	24	1	4	5	25	0	0	0	0	
	Jamie McGinn	7	2	3	5	2	0	0	0	0	
	Basil McRae	22	4	1	5	133	0	0	1	0	
	Rustan Salei	11	1	4	5	4	1	0	0	0	
	Chris Simon	23	2	3	5	56	0	0	1	0	
	Ryan Smyth	8	2	3	5	2	1	0	1	0	
	86	Bruce Bell	16	2	2	4	21	1	0	0	0
		Bob Boughner	11	0	4	4	6	0	0	0	0
		Brett Clark	10	2	2	4	2	0	1	0	0
		Chris Dingman	16	0	4	4	14	0	0	0	0
Steven Finn		23	0	4	4	39	0	0	0	0	
Pat Hickey		15	1	3	4	21	1	0	0	0	
Nick Holden		7	3	1	4	8	2	0	0	0	
Mike Hough		15	0	4	4	28	0	0	0	0	
Steve Konowalchuk		13	4	0	4	16	4	0	1	0	
<b>Mikko Rantanen</b>		<b>6</b>	<b>0</b>	<b>4</b>	<b>0</b>	<b>0</b>	<b>0</b>	<b>0</b>	<b>0</b>	<b>0</b>	
Mats Sundin		6	3	1	4	6	1	0	0	0	
Blake Wesley		19	2	2	4	30	0	0	1	0	
Brandon Yip		6	2	2	4	6	0	0	0	0	
99		Wendel Clark	6	1	2	3	6	0	0	0	0
	<b>J.T. Compher</b>	<b>6</b>	<b>0</b>	<b>3</b>	<b>3</b>	<b>2</b>	<b>0</b>	<b>0</b>	<b>0</b>	<b>0</b>	
	Andre Dupont	21	0	3	3	26	0	0	0	0	
	Robbie Florek	5	1	2	3	17	1	0	0	0	
	Dale Hoganson	11	0	3	3	12	0	0	0	0	
	Darius Kasparaitis	21	0	3	3	18	0	0	0	0	
	Ian Laperriere	19	1	2	3	46	0	0	0	0	
	Jordan Leopold	7	0	3	3	0	0	0	0	0	
	Cody McLeod	23	2	1	3	53	0	1	0	0	
	Derek Morris	7	0	3	3	6	0	0	0	0	
	<b>Matt Nieto</b>	<b>6</b>	<b>0</b>	<b>3</b>	<b>3</b>	<b>2</b>	<b>0</b>	<b>0</b>	<b>0</b>	<b>0</b>	
	PA Parenteau	7	1	2	3	2	0	0	0	0	
	Andre Savard	9	3	0	3	2	0	2	1	0	
	Teemu Selanne	10	0	3	3	2	0	0	0	0	
Karlis Skrastins	20	0	3	3	12	0	0	0	0		
Chris Stewart	6	3	0	3	4	0	0	1	0		
Ryan Wilson	8	0	3	3	2	0	0	0	0		
Craig Wolanin	17	2	1	3	16	0	0	0	0		
<b>Nikita Zadorov</b>	<b>6</b>	<b>1</b>	<b>2</b>	<b>3</b>	<b>32</b>	<b>0</b>	<b>0</b>	<b>0</b>	<b>0</b>		
118	Pierre Aubry	17	1	1	2	30	0	0	1	0	
	Matthew Barnaby	11	0	2	2	27	0	0	0	0	
	Bates Battaglia	7	0	2	2	4	0	0	0	0	
	Bo Berglund	7	2	0	2	4	0	0	1	1	
	<b>Gabriel Bourque</b>	<b>6</b>	<b>2</b>	<b>0</b>	<b>2</b>	<b>0</b>	<b>0</b>	<b>0</b>	<b>0</b>	<b>0</b>	
	Blake Comeau	6	2	0	2	2	0	0	0	0	
	Kyle Cumiskey	6	1	1	2	2	0	0	0	0	
	Jeff Finger	5	0	2	2	4	0	0	0	0	
	T.J. Galiardi	6	0	2	2	6	0	0	0	0	
	Mario Gosselin (G)	29	0	2	2	4	0	0	0	0	
	Dave Hannan	13	0	2	2	2	0	0	0	0	
	<b>Erik Johnson</b>	<b>7</b>	<b>1</b>	<b>1</b>	<b>2</b>	<b>2</b>	<b>0</b>	<b>0</b>	<b>0</b>	<b>0</b>	
	<b>Alexander Kerfoot</b>	<b>6</b>	<b>2</b>	<b>0</b>	<b>2</b>	<b>2</b>	<b>0</b>	<b>0</b>	<b>0</b>	<b>0</b>	
	Andrei Kovalenko	10	1	1	2	4	0	0	0	0	
Antti Laaksonen	9	0	2	2	2	0	0	0	0		
Pierre Lacroix	8	0	2	2	10	0	0	0	0		
Brad Larsen	21	1	1	2	13	0	0	0	0		
Andrei Nikolishin	11	0	2	2	4	0	0	0	0		
Martin Rucinsky	6	1	1	2	4	1	0	0	0		
Warren Rychel	30	1	1	2	61	0	0	0	0		
Louis Sleigher	11	1	1	2	46	0	0	0	0		
<b>Cari Soderberg</b>	<b>6</b>	<b>0</b>	<b>2</b>	<b>2</b>	<b>2</b>	<b>0</b>	<b>0</b>	<b>0</b>	<b>0</b>		
Pierre Turgeon	5	0	2	2	6	0	0	0	0		
Brian Willisie	10	1	1	2	4	0	0	1	0		
142	Craig Anderson (G)	6	0	1	1	0	0	0	0	0	
	Peter Andersson	2	0	1	1	0	0	0	0	0	
	<b>Sven Andrighetto</b>	<b>6</b>	<b>1</b>	<b>0</b>	<b>1</b>	<b>6</b>	<b>0</b>	<b>0</b>	<b>1</b>	<b>0</b>	
	Serge Aubin	22	0	1	1	10	0	0	0	0	
	<b>Mark Barberio</b>	<b>6</b>	<b>0</b>	<b>1</b>	<b>1</b>	<b>6</b>	<b>0</b>	<b>0</b>	<b>0</b>	<b>0</b>	
	Andre Benoit	7	0	1	1	6	0	0	0	0	
	Daniel Bouchard (G)	30	0	1	1	38	0	0	0	0	
	Patrice Brisebois	9	0	1	1	4	0	0	0	0	
	Mike Eagles	7	1	0	1	12	0	0	0	0	
	Tom Fitzgerald	7	0	1	1	20	0	0	0	0	
Nate Guenin	7	0	1	1	4	0	0	0	0		

# ALL-TIME PLAYOFF SCORING LEADERS

PLAYER	GP	G	A	PTS	PIM	PP	SH	GW	OT
Ben Guite	10	1	0	1	14	0	1	0	0
Scott Hannan	15	0	1	1	8	0	0	0	0
Darby Hendrickson	6	1	0	1	2	0	0	0	0
T.J. Hensick	2	0	1	1	0	0	0	0	0
Joey Hishon	3	0	1	1	2	0	0	0	0
David Jones	10	0	1	1	6	0	0	0	0
<b>Tyson Jost</b>	<b>6</b>	<b>0</b>	<b>1</b>	<b>1</b>	<b>0</b>	<b>0</b>	<b>0</b>	<b>0</b>	<b>0</b>
Paul Kariya	1	0	1	1	0	0	0	0	0
Janne Laukkanen	6	1	0	1	2	0	0	0	0
Cody McCormick	4	0	1	1	7	0	0	0	0
Brett McLean	8	0	1	1	4	0	0	0	0
<b>Patrik Nemeth</b>	<b>6</b>	<b>0</b>	<b>1</b>	<b>1</b>	<b>4</b>	<b>0</b>	<b>0</b>	<b>0</b>	<b>0</b>
Jeff Odgers	25	1	0	1	39	0	0	1	0
Brad Richardson	9	1	0	1	6	0	0	0	0
Kurt Sauer	22	1	0	1	12	0	0	0	0
Gaston Therrien	8	0	1	1	4	0	0	0	0
Ossi Vaananen	12	0	1	1	18	0	0	0	0
Wally Weir	23	0	1	1	96	0	0	0	0
<b>Colin Wilson</b>	<b>6</b>	<b>0</b>	<b>1</b>	<b>1</b>	<b>0</b>	<b>0</b>	<b>0</b>	<b>0</b>	<b>0</b>
172 David Aebischer (G)	13	0	0	0	0	0	0	0	0
Jonathan Bernier (G)	4	0	0	0	0	0	0	0	0
Serge Bernier	1	0	0	0	0	0	0	0	0
Craig Billington (G)	3	0	0	0	0	0	0	0	0
Patrick Bordeleau	7	0	0	0	10	0	0	0	0
Paul Carey	3	0	0	0	0	0	0	0	0
Peter Budaj (G)	4	0	0	0	0	0	0	0	0
Gino Cavallini	4	0	0	0	0	0	0	0	0
Kim Clackson	5	0	0	0	33	0	0	0	0
Marc-Andre Cliche	7	0	0	0	2	0	0	0	0
Richard David	1	0	0	0	0	0	0	0	0
Gilbert Delorme	2	0	0	0	5	0	0	0	0
Gord Donnelly	14	0	0	0	53	0	0	0	0
Shean Donovan	5	0	0	0	2	0	0	0	0
Andre Dore	9	0	0	0	8	0	0	0	0
Chris Durmo	1	0	0	0	0	0	0	0	0
Anders Eldebrink	1	0	0	0	0	0	0	0	0
Stephane Fiset (G)	6	0	0	0	0	0	0	0	0
Bob Fitchner	3	0	0	0	10	0	0	0	0
John Garrett (G)	5	0	0	0	0	0	0	0	0
Jean-Marc Gaulin	1	0	0	0	0	0	0	0	0
<b>Samuel Girard</b>	<b>3</b>	<b>0</b>	<b>0</b>	<b>0</b>	<b>0</b>	<b>0</b>	<b>0</b>	<b>0</b>	<b>0</b>
Chris Gratton	11	0	0	0	27	0	0	0	0
Jean Hamel	9	0	0	0	18	0	0	0	0
Andrew Hammond (G)	3	0	0	0	0	0	0	0	0
Jan Hejda	7	0	0	0	6	0	0	0	0
Matt Hendricks	6	0	0	0	0	0	0	0	0
Ron Hextall (G)	5	0	0	0	0	0	0	0	0
Jaroslav Hlinika	1	0	0	0	0	0	0	0	0
Bill Huard	1	0	0	0	0	0	0	0	0
Kerry Huffman	3	0	0	0	0	0	0	0	0
Terry Johnson	2	0	0	0	0	0	0	0	0
Dave Karpa	3	0	0	0	0	0	0	0	0
Jari Kurri	4	0	0	0	0	0	0	0	0
Rick Lapointe	3	0	0	0	0	0	0	0	0
Paul MacDermid	3	0	0	0	2	0	0	0	0
Clint Malarchuk (G)	7	0	0	0	15	0	0	0	0
Brad Malone	6	0	0	0	2	0	0	0	0
Greg Malone	2	0	0	0	0	0	0	0	0
Jimmy Mann	18	0	0	0	82	0	0	0	0
Bryan Marchment	7	0	0	0	4	0	0	0	0
Brad May	3	0	0	0	0	0	0	0	0
Chris McAllister	1	0	0	0	0	0	0	0	0
Tony McKegney	7	0	0	0	0	0	0	0	0
Bryan Muir	24	0	0	0	2	0	0	0	0
Troy Murray	8	0	0	0	19	0	0	0	0
Lee Norwood	3	0	0	0	2	0	0	0	0
John Paddock	2	0	0	0	0	0	0	0	0
Scott Parker	5	0	0	0	4	0	0	0	0
Steve Patrick	3	0	0	0	6	0	0	0	0
Scott Pearson	3	0	0	0	0	0	0	0	0
Michel Plasse (G)	1	0	0	0	0	0	0	0	0
Kevin Porter	4	0	0	0	0	0	0	0	0
Kyle Quincey	6	0	0	0	8	0	0	0	0
Yves Sarault	5	0	0	0	2	0	0	0	0
Brent Severyn	8	0	0	0	12	0	0	0	0
Jeff Shantz	6	0	0	0	4	0	0	0	0
Duncan Siemens	5	0	0	0	0	0	0	0	0
<b>David Warsofsky</b>	<b>4</b>	<b>0</b>	<b>0</b>	<b>0</b>	<b>2</b>	<b>0</b>	<b>0</b>	<b>0</b>	<b>0</b>

## ALL-TIME PLAYOFF SCORING LEADERS

PLAYER	GP	G	A	PTS	PIM	PP	SH	GW	OT
Wyatt Smith	1	0	0	0	0	0	0	0	0
Garth Snow (G)	1	0	0	0	0	0	0	0	0
Trevor Stienburg	1	0	0	0	0	0	0	0	0
Ryan Stoa	1	0	0	0	2	0	0	0	0
Maxime Talbot	7	0	0	0	4	0	0	0	0
Jose Theodore (G)	19	0	0	0	0	0	0	0	0
Jocelyn Thibault (G)	3	0	0	0	0	0	0	0	0
Pascal Trepanier	2	0	0	0	0	0	0	0	0
Darcy Tucker	6	0	0	0	2	0	0	0	0
Radim Vrbata	9	0	0	0	0	0	0	0	0
<b>Semyon Varlamov</b>	<b>7</b>	<b>0</b>	<b>0</b>	<b>0</b>	<b>0</b>	<b>0</b>	<b>0</b>	<b>0</b>	<b>0</b>
John Wensink	3	0	0	0	0	0	0	0	0

242

### HAT TRICKS, FRANCHISE PLAYOFF HISTORY (9)

Player	Date	Opponent
Peter Stastny	April 5, 1983	at Boston
Michel Goulet	April 23, 1985	vs. MONTREAL
Peter Stastny	April 11, 1987	vs. HARTFORD
Michel Goulet	April 12, 1987	vs. HARTFORD
John Ogradnick	April 14, 1987	at Hartford
Joe Sakic	May 6, 1995	vs. NY RANGERS
Joe Sakic	April 25, 1996	vs. VANCOUVER
Peter Forsberg	June 6, 1996	vs. FLORIDA
Valeri Karmensky	April 24, 1997	vs. CHICAGO

### LONGEST PLAYOFF OVERTIME GAMES, FRANCHISE HISTORY

Time	OT	Date	Opponent	Round	Goal Scorer	Result
44:33	3 OT	May 8, 1996	at Chicago	Game 4 - WCF	Joe Sakic	W, 3-2
44:31	3 OT	June 10, 1996	at Florida	Game 4 - F	Uwe Krupp	W, 1-0
31:03	2 OT	April 20, 1997	at Chicago	Game 3 - CQF	Sergei Krivokrasov	L, 3-4
30:27	2 OT	May 16, 2001	at St. Louis	Game 3 - WCF	Scott Young	L, 3-4
25:21	2 OT	April 14, 2004	at Dallas	Game 4 - CQF	Marek Svatos	W, 3-2
25:18	2 OT	May 13, 1996	at Chicago	Game 6 - CSF	Sandis Ozolinsh	W, 4-3

### SHORTEST PLAYOFF OVERTIME GAMES, FRANCHISE HISTORY

Time	Date	Opponent	Round	Goal Scorer	Result
0:22	April 13, 1982	at Montreal	Game 5 - DSF	Dale Hunter	W, 3-2
0:24	May 21, 2001	vs. ST. LOUIS	Game 5 - WCF	Joe Sakic	W, 2-1
0:37	April 12, 1981	vs. PHILADELPHIA	Game 4 - PR	Dale Hunter	W, 4-3
0:51	April 18, 2010	vs. SAN JOSE	Game 3 - CQF	Ryan O'Reilly	W, 1-0
0:51	April 25, 1996	vs. VANCOUVER	Game 5 - CQF	Joe Sakic	W, 5-4

## ALL-TIME PLAYOFF GOALTENDERS

PLAYER	GP	W	L	Sh0	SA	Sv	Sv%	GA	GAA	Min	PIM	EN
Patrick Roy	133	81	52	18	3851	3552	.922	299	2.18	8245	20	8
Mario Gosselin	29	16	13	0	821	723	.881	96	3.29	1753	4	2
Dan Bouchard	30	12	18	1	-	-	-	100	3.32	1808	24	2
Jose Theodore	19	8	11	0	582	526	.904	56	3.09	1087	0	2
David Aebischer	13	6	5	1	309	285	.922	24	2.07	697	4	1
<b>Semyon Varlamov</b>	<b>7</b>	<b>3</b>	<b>4</b>	<b>0</b>	<b>231</b>	<b>211</b>	<b>.913</b>	<b>20</b>	<b>2.77</b>	<b>432</b>	<b>0</b>	<b>2</b>
John Garrett	5	3	2	0	-	-	-	21	3.90	323	0	0
Craig Anderson	6	2	4	1	239	223	.933	16	2.62	366	0	2
Ron Hextall	6	2	4	0	211	193	.915	18	2.90	372	0	0
Stephane Fiset	6	1	2	0	127	110	.866	17	4.43	233	0	0
Jonathan Bernier	4	1	3	0	120	106	.883	14	3.87	217	0	2
Andrew Hammond	3	1	1	0	90	84	.933	6	2.62	137	0	0
Jocelyn Thibault	3	1	2	0	76	68	.895	8	3.24	148	0	0
Clint Malarchuk	6	0	4	0	137	118	.861	19	4.03	283	0	0
Peter Budaj	4	0	0	0	69	62	.899	7	3.61	117	0	0
Craig Billington	3	0	0	0	19	17	.895	2	4.06	30	0	0
Michel Plasse	1	0	0	0	-	-	-	1	4.00	15	0	1
Tommy Salo	1	0	0	0	7	7	1.000	0	0.00	26	2	0
Garth Snow	1	0	0	0	3	2	.667	1	6.78	9	0	0

### MOST SAVES, FRANCHISE PLAYOFF HISTORY

Sv	Goaltender	Date	Opponent	Result
63	Patrick Roy	June 10, 1996	at Florida	W, 1-0 3OT
56	Patrick Roy	May 16, 2001	at St. Louis	L, 3-4 2OT
53	Patrick Roy	April 20, 1997	at Chicago	L, 3-4 2OT
51	Craig Anderson	April 18, 2010	vs. SAN JOSE	W, 1-0 OT
50	Jose Theodore	April 30, 2006	at Dallas	W, 3-2 OT

### MOST SAVES IN A 60-MINUTE GAME (NON-OT), FRANCHISE PLAYOFF HISTORY

Sv	Goaltender	Date	Opponent	Result
44	Andrew Hammond	April 20, 2018	at Nashville	W, 2-1
44	Patrick Roy	May 11, 1999	at Detroit	W, 5-3
42	Patrick Roy	May 4, 1997	vs. EDMONTON	W, 4-1
42	Patrick Roy	April 24, 1999	at San Jose	W, 3-1
41	Patrick Roy	May 24, 1999	at Dallas	L, 2-4

# YEAR-BY-YEAR PLAYOFF RESULTS

## 1981

### PRELIMINARY ROUND

4/8 @PHILADELPHIA	4-6	L
4/9 @PHILADELPHIA	5-8	L
4/11 PHILADELPHIA	2-0	W
4/12 PHILADELPHIA	4-3*	W
4/14 @PHILADELPHIA	2-5	L

PHILADELPHIA WON BEST-OF-FIVE SERIES 3-2

## 1982

### DIVISION SEMIFINALS

4/7 @MONTREAL	1-5	L
4/8 @MONTREAL	3-2	W
4/10 MONTREAL	2-1	W
4/11 MONTREAL	2-6	L
4/13 @MONTREAL	3-2*	W

QUEBEC WON BEST-OF-FIVE SERIES 3-2

### DIVISION FINALS

4/15 @BOSTON	3-4	L
4/16 @BOSTON	4-8	L
4/18 BOSTON	3-2*	W
4/19 BOSTON	7-2	W
4/21 @BOSTON	4-3	W
4/23 BOSTON	5-6*	L
4/25 @BOSTON	2-1	W

QUEBEC WON BEST-OF-SEVEN SERIES 4-3

### WALES CONFERENCE FINALS

4/27 @NY ISLANDERS	1-4	L
4/29 @NY ISLANDERS	2-5	L
5/1 NY ISLANDERS	4-5*	L
5/4 NY ISLANDERS	2-4	L

NEW YORK WON BEST-OF-SEVEN SERIES 4-0

## 1983

### DIVISION SEMIFINALS

4/5 @BOSTON	3-4*	L
4/7 @BOSTON	2-4	L
4/9 BOSTON	2-1	W
4/10 BOSTON	1-2	L

BOSTON WON BEST-OF-FIVE SERIES 3-1

## 1984

### DIVISION SEMIFINALS

4/4 @BUFFALO	3-2	W
4/5 @BUFFALO	6-2	W
4/7 BUFFALO	4-1	W

QUEBEC WON BEST-OF-FIVE SERIES 3-0

### DIVISION FINALS

4/12 MONTREAL	4-2	W
4/13 MONTREAL	1-4	L
4/15 @MONTREAL	1-2	L
4/16 @MONTREAL	4-3*	W
4/18 MONTREAL	0-4	L
4/20 @MONTREAL	3-5	L

MONTREAL WON BEST-OF-SEVEN SERIES 4-2

## 1985

### DIVISION SEMIFINALS

4/10 BUFFALO	5-2	W
4/11 BUFFALO	3-2	W
4/13 @BUFFALO	4-6	L
4/14 @BUFFALO	4-7	L
4/16 BUFFALO	6-5	W

QUEBEC WON BEST-OF-FIVE SERIES 3-2

### DIVISION FINALS

4/18 @MONTREAL	2-1*	W
4/21 @MONTREAL	6-4	L
4/23 MONTREAL	7-6*	W
4/25 MONTREAL	1-3	L
4/27 @MONTREAL	5-1	W
4/30 MONTREAL	2-5	L
5/2 @MONTREAL	3-2*	W

QUEBEC WON BEST-OF-SEVEN SERIES 4-3

### WALES CONFERENCE FINALS

5/5 PHILADELPHIA	2-1*	W
5/7 PHILADELPHIA	2-4	L
5/9 @PHILADELPHIA	2-4	L
5/12 @PHILADELPHIA	5-3	W
5/14 PHILADELPHIA	1-2	L
5/16 @PHILADELPHIA	0-3	L

PHILADELPHIA WON BEST-OF-SEVEN 4-2

## 1986

### DIVISION SEMIFINALS

4/9 HARTFORD	2-3*	L
4/10 HARTFORD	1-4	L
4/12 @HARTFORD	4-9	L

HARTFORD WON BEST-OF-FIVE SERIES 3-0

## 1987

### DIVISION SEMIFINALS

4/8 @HARTFORD	2-3*	L
4/9 @HARTFORD	4-5	L
4/11 HARTFORD	5-1	W
4/12 HARTFORD	4-1	W
4/14 @HARTFORD	7-5	W
4/16 HARTFORD	5-4*	W

QUEBEC WON BEST-OF-SEVEN SERIES 4-2

### DIVISION FINALS

4/20 @MONTREAL	7-5	W
4/22 @MONTREAL	2-1	W
4/24 MONTREAL	2-7	L
4/26 MONTREAL	2-3*	L
4/28 @MONTREAL	2-3	L
4/30 MONTREAL	3-2	W
5/2 @MONTREAL	3-5	L

MONTREAL WON BEST-OF-SEVEN SERIES 4-3

## 1993

### DIVISION SEMIFINALS

4/18 MONTREAL	3-2*	W
4/20 MONTREAL	4-1	W
4/22 @MONTREAL	1-2*	L
4/24 @MONTREAL	2-3	L
4/26 MONTREAL	4-5*	L
4/28 @MONTREAL	2-6	L

MONTREAL WON BEST-OF-SEVEN SERIES 4-2

## 1995

### CONFERENCE QUARTERFINALS

5/6 NY RANGERS	5-4	W
5/8 NY RANGERS	3-8	L
5/10 @NY RANGERS	3-4	L
5/12 @NY RANGERS	2-3*	L
5/14 NY RANGERS	4-2	W
5/16 @NY RANGERS	2-4	L

NEW YORK WON BEST-OF-SEVEN SERIES 4-2

## 1996

### CONFERENCE QUARTERFINALS

4/16 VANCOUVER	5-2	W
4/18 VANCOUVER	4-5	L
4/20 @VANCOUVER	4-0	W
4/22 @VANCOUVER	3-4	L
4/25 VANCOUVER	5-4*	W
4/27 @VANCOUVER	3-2	W

COLORADO WON BEST-OF-SEVEN SERIES 4-2

### CONFERENCE SEMIFINALS

5/2 CHICAGO	2-3*	L
5/4 CHICAGO	5-1	W
5/6 @CHICAGO	3-4*	L
5/8 @CHICAGO	3-2*	W
5/11 CHICAGO	4-1	W
5/13 @CHICAGO	4-3*	W

COLORADO WON BEST-OF-SEVEN SERIES 4-2

### WESTERN CONFERENCE FINALS

5/19 @DETROIT	3-2*	W
5/21 @DETROIT	3-0	W
5/23 DETROIT	4-6	L
5/25 DETROIT	4-2	W
5/27 @DETROIT	2-5	L
5/29 DETROIT	4-1	W

COLORADO WON BEST-OF-SEVEN SERIES 4-2

### STANLEY CUP CHAMPIONSHIP

6/4 FLORIDA	3-1	W
6/6 FLORIDA	8-1	W
6/8 @FLORIDA	3-2	W
6/10 @FLORIDA	1-0*	W

COLORADO WON BEST-OF-SEVEN SERIES 4-0

## 1997

### CONFERENCE QUARTERFINALS

4/16 CHICAGO	6-0	W
4/18 CHICAGO	3-1	W
4/20 @CHICAGO	3-4*	L
4/22 @CHICAGO	3-6	L
4/24 CHICAGO	7-0	W
4/26 @CHICAGO	6-3	W

COLORADO WON BEST-OF-SEVEN SERIES 4-2

### CONFERENCE SEMIFINALS

5/2 EDMONTON	5-1	W
5/4 EDMONTON	4-1	W
5/7 @EDMONTON	3-4	L
5/9 @EDMONTON	3-2*	W
5/11 EDMONTON	4-3	W

COLORADO WON BEST-OF-SEVEN SERIES 4-1

### WESTERN CONFERENCE FINALS

5/15 DETROIT	2-1	W
5/17 DETROIT	2-4	L
5/19 @DETROIT	1-2	L
5/22 @DETROIT	0-6	L
5/24 DETROIT	6-0	W
5/26 @DETROIT	1-3	L

DETROIT WON BEST-OF-SEVEN SERIES 4-2

## 1998

### CONFERENCE QUARTERFINALS

4/22 EDMONTON	2-3	L
4/24 EDMONTON	5-2	W
4/26 @EDMONTON	5-4*	W
4/28 @EDMONTON	3-1	W
4/30 EDMONTON	1-3	L
5/2 @EDMONTON	0-2	L
5/4 EDMONTON	0-4	L

EDMONTON WON BEST-OF-SEVEN SERIES 4-3

## 1999

### CONFERENCE QUARTERFINALS

4/24 @SAN JOSE	3-1	W
4/26 @SAN JOSE	2-1*	W
4/28 SAN JOSE	2-4	L
4/30 SAN JOSE	3-7	L
5/1 SAN JOSE	6-2	W
5/3 @SAN JOSE	3-2*	W

COLORADO WON BEST-OF-SEVEN SERIES 4-2

### CONFERENCE SEMIFINALS

5/7 DETROIT	2-3*	L
5/9 DETROIT	0-4	L
5/11 @DETROIT	5-3	W
5/13 @DETROIT	6-2	W
5/16 DETROIT	3-0	W
5/18 @DETROIT	5-2	W

COLORADO WON BEST-OF-SEVEN SERIES 4-2

### WESTERN CONFERENCE FINALS

5/22 @DALLAS	2-1	W
5/24 @DALLAS	2-4	L
5/26 DALLAS	0-3	L
5/28 DALLAS	3-2*	W
5/30 @DALLAS	7-5	W
6/1 DALLAS	1-4	L
6/3 @DALLAS	1-4	L

DALLAS WON BEST-OF-SEVEN SERIES 4-3

# YEAR-BY-YEAR PLAYOFF RESULTS

## 2000

### CONFERENCE QUARTERFINALS

4/13	PHOENIX	6-3	W
4/15	PHOENIX	3-1	W
4/17	@PHOENIX	4-2	W
4/19	@PHOENIX	2-3	L
4/21	PHOENIX	2-1	W

COLORADO WON BEST-OF-SEVEN SERIES 4-1

### CONFERENCE SEMIFINALS

4/27	DETROIT	2-0	W
4/29	DETROIT	3-1	W
5/1	@DETROIT	1-3	L
5/3	@DETROIT	3-2*	W
5/5	DETROIT	4-2	W

COLORADO WON BEST-OF-SEVEN SERIES 4-1

### WESTERN CONFERENCE FINALS

5/13	@DALLAS	2-0	W
5/15	@DALLAS	2-3	L
5/19	DALLAS	2-0	W
5/21	DALLAS	1-4	L
5/23	@DALLAS	2-3*	L
5/25	DALLAS	2-1	W
5/27	@DALLAS	2-3	L

DALLAS WON BEST-OF-SEVEN SERIES 4-3

## 2001

### CONFERENCE QUARTERFINALS

4/12	VANCOUVER	5-4	W
4/14	VANCOUVER	2-1	W
4/16	@VANCOUVER	4-3*	W
4/18	@VANCOUVER	5-1	W

COLORADO WON BEST-OF-SEVEN SERIES 4-0

### CONFERENCE SEMIFINALS

4/26	LOS ANGELES	3-4*	L
4/28	LOS ANGELES	2-0	W
4/30	@LOS ANGELES	4-3	W
5/2	@LOS ANGELES	3-0	W
5/4	LOS ANGELES	0-1	L
5/6	@LOS ANGELES	0-1*	L
5/9	LOS ANGELES	5-1	W

COLORADO WON BEST-OF-SEVEN SERIES 4-3

### WESTERN CONFERENCE FINALS

5/12	ST. LOUIS	4-1	W
5/14	ST. LOUIS	4-2	W
5/16	@ST. LOUIS	3-4*	L
5/18	@ST. LOUIS	4-3*	W
5/21	ST. LOUIS	2-1*	W

COLORADO WON BEST-OF-SEVEN SERIES 4-1

### STANLEY CUP CHAMPIONSHIP

5/26	NEW JERSEY	4-0	W
5/29	NEW JERSEY	1-2	L
5/31	@NEW JERSEY	3-1	W
6/2	@NEW JERSEY	2-3	L
6/4	NEW JERSEY	1-4	L
6/7	@NEW JERSEY	4-0	W
6/9	NEW JERSEY	3-1	W

COLORADO WON BEST-OF-SEVEN SERIES 4-3

## 2002

### CONFERENCE QUARTERFINALS

4/18	LOS ANGELES	4-3	W
4/20	LOS ANGELES	5-3	W
4/22	@LOS ANGELES	1-3	L
4/23	@LOS ANGELES	1-0	W
4/25	LOS ANGELES	0-1*	L
4/27	@LOS ANGELES	1-3	L
4/29	LOS ANGELES	4-0	W

COLORADO WON BEST-OF-SEVEN SERIES 4-3

### CONFERENCE SEMIFINALS

5/1	SAN JOSE	3-6	L
5/4	SAN JOSE	8-2	W
5/6	@SAN JOSE	4-6	L
5/8	@SAN JOSE	4-1	W
5/11	SAN JOSE	3-5	L
5/13	@SAN JOSE	2-1*	W
5/15	SAN JOSE	1-0	W

COLORADO WON BEST-OF-SEVEN SERIES 4-3

### WESTERN CONFERENCE FINALS

5/18	@DETROIT	3-5	L
5/20	@DETROIT	4-3*	W
5/22	DETROIT	1-2*	L
5/25	DETROIT	3-2	W
5/27	@DETROIT	2-1*	W
5/29	DETROIT	0-2	L
5/31	@DETROIT	0-7	L

DETROIT WON BEST-OF-SEVEN SERIES 4-3

## 2003

### CONFERENCE QUARTERFINALS

4/10	MINNESOTA	2-4	L
4/12	MINNESOTA	3-2	W
4/14	@MINNESOTA	3-0	W
4/16	@MINNESOTA	3-1	W
4/19	MINNESOTA	2-3	L
4/21	@MINNESOTA	2-3*	L
4/22	MINNESOTA	2-3*	L

MINNESOTA WON BEST-OF-SEVEN SERIES 4-3

## 2004

### CONFERENCE QUARTERFINALS

4/7	DALLAS	3-1	W
4/9	DALLAS	5-2	W
4/12	@DALLAS	3-4*	L
4/14	@DALLAS	3-2*	W
4/17	DALLAS	5-1	W

COLORADO WON BEST-OF-SEVEN SERIES 4-1

### CONFERENCE SEMIFINALS

4/22	@SAN JOSE	2-5	L
4/24	@SAN JOSE	1-4	L
4/26	SAN JOSE	0-1	L
4/28	SAN JOSE	1-0*	W
5/1	@SAN JOSE	2-1*	W
5/4	SAN JOSE	1-3	L

SAN JOSE WON BEST-OF-SEVEN SERIES 4-2

## 2006

### CONFERENCE QUARTERFINALS

4/22	@DALLAS	5-2	W
4/24	@DALLAS	5-4*	W
4/26	DALLAS	4-3*	W
4/28	DALLAS	1-4	L
4/30	@DALLAS	3-2*	W

COLORADO WON BEST-OF-SEVEN SERIES 4-1

### CONFERENCE SEMIFINALS

5/5	@ANAHEIM	0-5	L
5/7	@ANAHEIM	0-3	L
5/9	ANAHEIM	3-4*	L
5/11	ANAHEIM	1-4	L

ANAHEIM WON BEST-OF-SEVEN SERIES 4-0

## 2008

### CONFERENCE QUARTERFINALS

4/9	@MINNESOTA	3-2*	W
4/11	@MINNESOTA	2-3*	L
4/14	MINNESOTA	2-3*	L
4/15	MINNESOTA	5-1	W
4/17	@MINNESOTA	3-2	W
4/19	MINNESOTA	2-1	W

COLORADO WON BEST-OF-SEVEN SERIES 4-2

### CONFERENCE SEMIFINALS

4/24	@DETROIT	3-4	L
4/26	@DETROIT	1-5	L
4/29	DETROIT	3-4	L
5/1	DETROIT	2-8	L

DETROIT WON BEST-OF-SEVEN SERIES 4-0

## 2010

### CONFERENCE QUARTERFINALS

4/14	@SAN JOSE	2-1	W
4/16	@SAN JOSE	5-6*	L
4/18	SAN JOSE	1-0*	W
4/20	SAN JOSE	1-2*	L
4/22	@SAN JOSE	0-5	L
4/24	SAN JOSE	2-5	L

SAN JOSE WON BEST-OF-SEVEN SERIES 4-2

## 2014

### FIRST ROUND

4/17	MINNESOTA	5-4*	W
4/19	MINNESOTA	4-2	W
4/21	@MINNESOTA	0-1*	L
4/24	@MINNESOTA	1-2	L
4/26	MINNESOTA	4-3*	W
4/28	@MINNESOTA	2-5	L
4/30	MINNESOTA	4-5*	L

MINNESOTA WON BEST-OF-SEVEN SERIES 4-3

## 2018

### FIRST ROUND

4/12	@NASHVILLE	2-5	L
4/14	@NASHVILLE	4-5	L
4/16	NASHVILLE	5-3	W
4/18	NASHVILLE	2-3	L
4/20	@NASHVILLE	2-1	W
4/22	NASHVILLE	0-5	L

NASHVILLE WON BEST-OF-SEVEN SERIES 4-2

\*OVERTIME DECISION





**MISCELLANEOUS**

## AVALANCHE COMMUNICATIONS

### COMMUNICATIONS STAFF

**Jean Martineau** – Senior V.P. of Communications & Team Services, Jean.Martineau@ColoradoAvalanche.com, 303-405-6005

**Brendan McNicholas** – Executive Director of Media Services, Brendan.McNicholas@ColoradoAvalanche.com, 303-405-6010

**Danielle Bernstein** – Media Relations Coordinator, Danielle.Bernstein@ColoradoAvalanche.com, 303-405-6053

### WEBSITE CONTACTS

**Ron Knabenbauer** – Website Manager, Ron.Knabenbauer@ColoradoAvalanche.com, 303-405-6006

**Callie Parmele** – Website Coordinator, Callie.Parmele@ColoradoAvalanche.com, 303-405-6030

### IMPORTANT PHONE NUMBERS

**Pepsi Center:** 303-405-1100; **PR Fax (Arena):** 303-893-0614; **Press Box:** 303-575-1926

**INTERVIEWS:** Media requesting access to players or staff for interviews must contact Jean Martineau (Jean.Martineau@ColoradoAvalanche.com) or Brendan McNicholas (Brendan.McNicholas@ColoradoAvalanche.com) of the Avalanche Communications Department.

**MEDIA AVAILABILITY:** In accordance with the NHL media policies, Avalanche players will be available following all practices, morning skates, and games in the dressing room for a period of no longer than 30 minutes. Media availability with Head Coach Jared Bednar will follow player availability and will be held in the media lounge at Pepsi Center and in the media room at Family Sports Center.

**CREDENTIALS:** Credential requests must go through Danielle Bernstein of the Avalanche Communications Department. Single-game credentials will be granted to NHL accredited media with a written request submitted no later than 24 hours prior to game time. Full-season credentials will be granted only to those representing NHL accredited media who cover the Avalanche on a regular daily basis. All credentials are issued at the sole discretion of the Colorado Avalanche Hockey Club. Freelance writers and photographers requesting credentials will only be considered if they have provided a written verification of assignment. Credentials requested for those representing internet websites will only be considered if that website is affiliated with an accredited print, radio or television media outlet. In addition, the Avalanche does not credential "bloggers" unless they are affiliated with a traditional media outlet and does not credential online-only radio stations.

**PRESS SEATING:** Press seating at Pepsi Center is assigned and is located on the press level (level P). The elevator is located near the press work room on the north side of the arena. Press seating is limited, and priority will be given to outlets that cover the team on a regular basis as well as visiting team staff, media and scouts. Contact Danielle Bernstein to request a seat.

**INTERNATIONAL REQUESTS:** All international credential requests are handled by the NHL communications department. International media members interested in covering an Avalanche game should reach out to David Keon at dkeon@NHL.com.

**MEDIA ENTRANCE:** The media entrance is located at the loading dock at Pepsi Center. Avalanche staff at the credential check-in table can assist with directions to the media lounge, media work room and press elevators.

**MEDIA PARKING:** Media parking is available on a limited basis. Contact a member of the Avalanche communications staff for more information.

**PRESS ROOM/PHOTO DARK ROOM:** The working media room is located at ice level near the bottom of the press elevators. Access to the working media room is reserved for those members of the media filing reports for daily newspapers or news outlets. The Avalanche will rely on members to maintain a courteous, professional atmosphere in the working media room. No smoking is allowed in working media areas at any time.

**PRESS SEATING:** Press seating at Pepsi Center is assigned and is located on press level (level P). The elevator is located near the press room on the north side of the arena.

**PRESS DINING ROOM:** The media dining area is located on ice level near the Nuggets locker room. Food and beverages will be available to the working media beginning two hours prior to game time.

**PHOTOGRAPHERS:** Only those photographers on assignment will be allowed access to designated photography locations at rink level and in overhead positions. Spaces are reserved for local dailies, wire service photographers and visiting team photographers or photographers representing national media. Photography positions will be assigned by the Avalanche Communications Department. Photographers should check for location assignments in the press room before the game. Because of limited photography locations, it is not possible to accommodate freelance photographers. Photographers who are not assigned to ice-level positions may not shoot or stand in these areas. The photographers' work room is located across from the media lounge near the tower elevators.

**DRESSING ROOMS:** The dressing rooms will be open after the game to working media. The officials' dressing room is off limits to the media at all times per NHL rules.

**WIRELESS INTERNET:** Wireless internet is available in the press box and media work room. Network and login information will be posted in the media room and the press box.

**AVALANCHE PRACTICE FACILITY:** On non-game days, the Avalanche practice at the South Suburban Family Sports Center, located in southeast Denver near the intersection of Arapahoe Road and Peoria Road (6901 South Peoria Street, Englewood, CO 80112)...From Denver International Airport take I-70 West to I-225 South...I-225 to I-25 South...exit Arapahoe Road and go left...travel for two miles to Peoria...make a right onto Peoria...facility is two blocks on the right...media may enter through the main entrance on the south end of the facility.



Seen in more than three million homes in a 10 state territory, Altitude is the television home of the Denver Nuggets, Colorado Avalanche, Colorado Mammoth, Colorado Rapids, Denver Outlaws, University of Denver sports (including hockey, basketball, soccer, volleyball, gymnastics and lacrosse),

University of Colorado and Air Force Academy weekly shows, CHSAA High School Football Game of the Week, as well as other local and regional sports, entertainment and public service programming. A full list of Altitude programming and other information can be found at [altitudesports.com](http://altitudesports.com).



**MARC MOSER**  
TELEVISION PLAY-BY-PLAY  
ANNOUNCER



**PETER McNAB**  
TELEVISION COLOR  
ANALYST



**CONOR MCGAHEY**  
RADIO PLAY-BY-PLAY  
ANNOUNCER



**KYLE KEEFE**  
HOST



**LAUREN GARDNER**  
SIDELINE REPORTER/HOST



**MARK RYCROFT**  
HOST



**JOHN-MICHAEL LILES**  
HOST

**ALTITUDE SPORTS RADIO**

Altitude Sports Radio 92.5 FM is the Colorado Avalanche's flagship station in Denver. Select games will also air on AM 950. Altitude 92.5 FM is also the radio home of the Denver Nuggets and the Colorado Mammoth. The station provides local and national sports talk content along the Front Range on 92.5 FM.

Altitude 92.5 FM also broadcasts Avalanche games on its radio affiliates outside of the Denver metro area, including the following stations:

KCSF 1300 AM	Colorado Springs, CO	KRSJ 100.5 FM	Durango, CO
KRDZ 1440 AM	Wray, CO	KIUP 930 AM	Durango, CO
KSTC 1230 AM	Sterling, CO	KAVP 1450 AM	Montrose, CO
KTMM 1340 AM	Grand Junction, CO	KSIR 1010 AM	Fort Morgan, CO
KNAM 1490 AM	Silt, CO	KBFS 1450 AM	Belle Fourche, SD
KNFO 106.1 FM	Mountain Towns, CO	KYDT 103.1 FM	Sundance, WY

A full list of the Altitude Radio Network's 2018-2019 affiliates can be found at [coloradoavalanche.com](http://coloradoavalanche.com).

**ALTITUDE EXECUTIVES**

Kenny Miller .....	Executive Vice President & General Manager/Executive Producer
Phillip Mallios.....	Sr. Vice President – Affiliate Sales & Marketing
David Zur.....	Sr. Vice President – Operations & Engineering
Dave Fleck.....	Sr. Vice President – Partnership Marketing & Media Sales
Billi Capra.....	Vice President of Broadcast Services
Michael Ceilley.....	Vice President of Strategic Partnerships & Digital Sales
Doug Menzies.....	Senior Producer/ Director – Avalanche
Scott Bay.....	Senior Producer/ Director – Nuggets
Jason Kosmicki .....	Executive Producer, Altitude Radio Network



*Kroenke Sports & Entertainment*

## MEMORIES ARE PLAYED HERE.

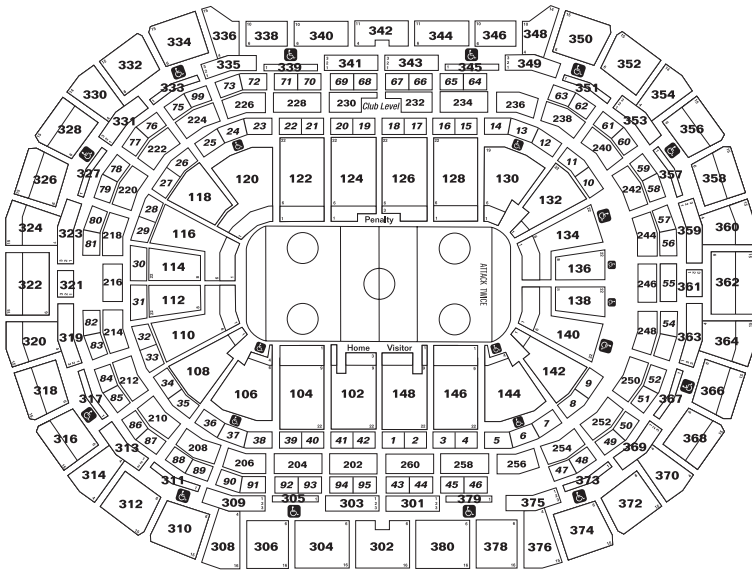
Kroenke Sports & Entertainment is committed to providing world class sports and entertainment for both live and broadcast audiences.

We will welcome fans into our venues as family, providing respect and care from the purchase of a ticket, to the drive home.

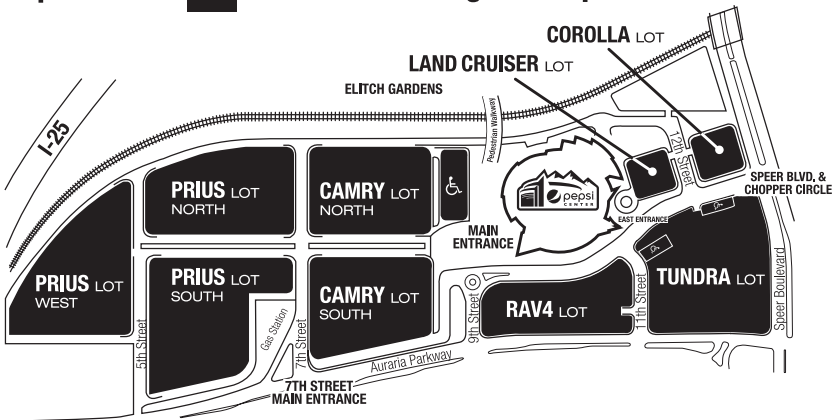
We will celebrate the best in sport and entertainment by recognizing the diversity and human spirit around us, and by working within our community to improve the lives of all those within the community.

We will strive to perform this mission within a viable and self-sustaining business model.





Pepsi Center  TOYOTA Parking Lot Map




## GIVING BACK TO OUR COMMUNITY

The Colorado Avalanche is committed to improving the lives of families and children in Colorado through a comprehensive program of education, health & fitness, community initiatives and special events. Our players, coaches and staff are active participants in the community, dedicating many off-the-ice hours to visiting schools, hosting youth hockey clinics, lifting the spirits of young patients in the hospital and attending fundraising events that benefit Kroenke Sports Charities. Since arriving in Denver in 1995, Kroenke Sports Charities has

made donations in excess of \$16 million to local charities throughout Colorado. The Colorado Avalanche is proud to support a number of youth programs that focus on education, health & fitness and teamwork. Every year, players and coaches can be found in the classroom using hockey principles to keep students excited about learning. The team is also committed to helping children with health and athletic programs by having the players and coaches share their knowledge about fitness, nutrition and hockey skills.

## KROENKE SPORTS CHARITIES EVENTS



### COLORADO AVALANCHE CHARITY GOLF CLASSIC

This annual event kicks off the community events for the season and gives guests the opportunity to spend a day with Colorado Avalanche players, coaches, alumni and celebrities while enjoying a great day of golf. The event is held at The Ridge at Castle Pines North and the sold-out 2018 event features 34 foursomes with all proceeds benefitting Kroenke Sports Charities.

**2018 Charity Golf Classic: September 11, 2018**



### MILE HIGH DREAMS GALA

The signature fundraising event for Kroenke Sports Charities, the Mile High Dreams Gala, presented by EKS&H, supports programs and services for children and families in Colorado such as Denver Public Schools Foundation, Special Olympics Colorado, Colorado Adaptive Sports Foundation and more. The event gives guests the opportunity to interact with players, coaches, alumni, dancers and mascots from the Colorado Avalanche, Denver Nuggets, Colorado Mammoth and Colorado Rapids. The night includes a silent auction of sports and experiential items, complimentary gaming tables, wine, spirits and beer in addition to tastings from many of the best restaurants in Denver.

**2018 Mile High Dreams Gala: November 12, 2018**



### CHILDREN'S HOSPITAL VISIT

The Colorado Avalanche bring smiles and holiday cheer to some very special children when they make their annual holiday hospital visit. Each December, the players, coaches, mascot Bernie and Ram Trucks Ice Girls visit pediatric patients in an effort to lift their spirits during the holiday season. The group visits patient rooms, distributes Bernie plush animals, signs autographs, and takes pictures with the children and their families, spending time with each family in the hopes of brightening their day.

**2018 Children's Hospital Visit: December 10, 2018**



### AVALANCHE CHARITY BRUNCH

The Avalanche's annual Charity Brunch, presented by Cigna, is a heartwarming day that includes brunch served by the players and coaches and a fashion show starring children who have overcome medical challenges being escorted by Avalanche players. The day also features a silent auction of baskets of each player and coach's "favorite things," which provides an insight into each player's off-the-ice interests.

**2019 Avalanche Charity Brunch: February 17, 2019**

Proceeds from all special events benefit Kroenke Sports Charities, which supports education, health & fitness initiatives for children and families. For more information about events, contact (303) 405-1325 or visit [www.coloradoavalanche.com](http://www.coloradoavalanche.com).

## SIGNATURE COMMUNITY PARTNERS

Colorado Adaptive Sports Foundation  
Denver Public Schools  
Gold Crown Foundation  
Special Olympics Colorado

## HOCKEY TOURNAMENTS

Avalanche Alumni Open: Adult Hockey Tournament  
Quebec International Pee Wee Qualifier & Tournament

## COMMUNITY PROGRAMS

### AV FOR A DAY

Sponsored by Rocky Mountain Hospital for Children, Av for a Day honors inspirational students in the community who encourage others and demonstrate a positive attitude while facing hardships. Selected candidates experience a game day with the Avalanche, attending morning skate, meeting the players and sitting rink-side for the game.



### TEAMFIT

Presented by Ardent Mills, the TeamFIT program encourages and promotes the principles of healthy eating and daily fitness habits in a fun, interactive setting. Children in grades three through eight are joined by Avalanche players for a fitness session that includes customized stations that teach the basics of agility, cardio, biometrics and stretching.



### BREAK THE ICE

The Avs' Break the Ice program, presented by Crescent Point Energy, offers kids the opportunity to get on the ice for the first time at either Pepsi Center or at the team's practice facility in Centennial. Beginner skating instruction and assistance is provided by Avalanche players, the RAM Trucks Avalanche Ice Girls and mascot Bernie. The Avs also annually host pediatric cancer patients and their families at a Break the Ice event for Hockey Fights Cancer.



### NHL FUTURE GOALS

In partnership with the NHLPA and powered by EVERFI, this education-based program is designed to help students build their Science, Technology, Engineering and Math (STEM) skills using the fast-paced game of hockey as a learning tool. During the 2017-18 season, 17,950 students from 437 schools in Colorado, Wyoming, Nebraska and Idaho completed the Future Goals Hockey Scholar curriculum.



### NHL INDUSTRY GROWTH FUND

The Avalanche received IGF grants to increase participation in street hockey in local elementary and middle schools. During the 2017-18 campaign, the Avalanche activated in partnership with Playworks Colorado and Denver Public Schools Prep League to host more than 700 students in a floor hockey league.



### DENVER PREP LEAGUE

In 1997, Kroenke Sports Charities became a founding partner of the Denver Prep League (DPL) to give Denver Public Schools' middle school students an avenue for participation in organized after-school activities. Today, DPL is composed of 33 schools, which enables more than 6,000 students the opportunity to participate in 17 sports throughout the school year and summer.




### HOCKEY FIGHTS CANCER

Hockey Fights Cancer was founded in December 1998 by the NHL and NHLPA to raise money and awareness. More than \$18 million has been raised since the initiative's inception to support the programs of national and local cancer research institutions, children's hospitals, player charities and other local charities. The Avalanche, along with presenting sponsor, UHealth, host a variety of events each season to showcase the NHL's most important fight: the battle against cancer.



### HOCKEY IS FOR EVERYONE

The NHL and Colorado Avalanche support any teammate, coach or fan who brings heart, energy, and passion to the rink, providing a safe, positive and inclusive environment for players and families regardless of race, color, religion, national origin, gender, disability, sexual orientation or socio-economic status. As part of this initiative, the Avalanche hosts an annual Blind Hockey Clinic, providing a unique experience for visually impaired children and adults to try hockey alongside Avalanche players.



# SEASON SCHEDULE

## OCTOBER

SUN	MON	TUE	WED	THU	FRI	SAT
	1	2	3	4	5	6
				7:00 MIN	7:00 PHI	
7	8	9	10	11	12	13
	CBJ			5:00 BUF	8:00 CGY	
14	15	16	17	18	19	20
	ALT 5:00 NYR			ALT 5:00 NJ	ALT 11:00AM CAR	
21	22	23	24	25	26	27
ALT 5:00 PHI		7:30 TB		7:00 OTT	6:00 MIN	
28	29	30	31	HOME DIV. RIVAL NIGHTS		AWAY

## DECEMBER

SUN	MON	TUE	WED	THU	FRI	SAT
						1
2	3	4	5	6	7	8
ALT 5:00 DET		ALT 5:00 PIT		ALT 5:00 FLA		ALT 5:00 TB
9	10	11	12	13	14	15
	7:00 EDM			ALT 2 6:00 STL	ALT 7:00 DAL	
16	17	18	19	20	21	22
7:00 NYI		8:30 MTL		ALT 2 7:00 CHI	ALT 5:00 ARI	
23	24	25	26	27	28	29
			ALT 8:00 VGG		ALT 7:00 CHI	
30	31					
6:00 LA						

## FEBRUARY

SUN	MON	TUE	WED	THU	FRI	SAT
						1
						2
3	4	5	6	7	8	9
		7:00 CBJ		ALT 7:00 WAS	ALT 11:00AM NYI	
10	11	12	13	14	15	16
ALT 1:00 BOS	7:00 TOR		ALT 6:00 WPG	ALT 1:00 STL		
17	18	19	20	21	22	23
7:00 VGG		ALT 6:30 WPG		ALT 2 5:30 CHI	ALT 3:30 NSH	
24	25	26	27	28		
7:00 FLA		7:30 VAN				

## APRIL

SUN	MON	TUE	WED	THU	FRI	SAT
	1	2	3	4	5	6
	6:00 STL	7:00 EDM		7:00 WPG	8:30 SJ	

### TO PURCHASE AVALANCHE TICKETS

**IN PERSON** AT THE PEPSI CENTER BOX OFFICE  
Monday-Friday: 10:00am - 6:00pm  
Saturday: 10:00am - 3:00pm

**BY PHONE** AT 303.893.TIXS

**ONLINE** AT ALTITUDETICKETS.COM



## NOVEMBER

SUN	MON	TUE	WED	THU	FRI	SAT
						1
						2
						3
						4
						5
						6
						7
						8
						9
						10
						11
						12
						13
						14
						15
						16
						17
						18
						19
						20
						21
						22
						23
						24
						25
						26
						27
						28
						29
						30
						31

ALL TIMES ARE MOUNTAIN AND ARE SUBJECT TO CHANGE.

## JANUARY

SUN	MON	TUE	WED	THU	FRI	SAT
						1
						2
						3
						4
						5
						6
						7
						8
						9
						10
						11
						12
						13
						14
						15
						16
						17
						18
						19
						20
						21
						22
						23
						24
						25
						26
						27
						28
						29
						30
						31

## MARCH

SUN	MON	TUE	WED	THU	FRI	SAT
						1
						2
						3
						4
						5
						6
						7
						8
						9
						10
						11
						12
						13
						14
						15
						16
						17
						18
						19
						20
						21
						22
						23
						24
						25
						26
						27
						28
						29
						30
						31

### HOME PRESEASON GAMES

Tuesday Sept. 18 vs. VGG 7:00pm  
Wednesday Sept. 26 vs. DAL 7:00pm  
Friday Sept. 28 vs. MIN 7:00pm

ALT = ALTITUDE SPORTS & ENTERTAINMENT  
ALT2 = VISIT ALTITUDESPTS.COM FOR CHANNEL NUMBERS

Check local listings with your cable or satellite provider. Programming subject to change.

CENTURYLINK = CH 690 & HD 1690

COMCAST = CH 25 & HD 725

DIRECTV = CH 681

DISH = CH 413







# YOUR TV HOME OF THE COLORADO AVALANCHE

Televising 76 games throughout the regular season  
with pre and post game shows for every game.

COMCAST CH 25 & 725    DISH CH 413  
DIRECTV CH 681    CENTURYLINK CH 690 & HD 1690

 [FACEBOOK.COM/ALTITUDETV](https://www.facebook.com/altitudeTV)     [TWITTER.COM/ALTITUDETV](https://twitter.com/altitudeTV)

 [INSTAGRAM.COM/ALTITUDETV](https://www.instagram.com/altitudeTV)





OFFICIAL SOFT DRINK  
OF THE  
**COLORADO  
AVALANCHE**

PEPSI AND THE PEPSI GLOBE ARE REGISTERED TRADEMARKS OF PEPSICO, INC.  
NHL AND THE NHL SHIELD ARE REGISTERED TRADEMARKS OF THE NATIONAL HOCKEY LEAGUE.  
NHL AND NHL TEAM MARKS ARE THE PROPERTY OF THE NHL AND ITS TEAMS. © NHL 2018. ALL RIGHTS RESERVED